

CONSOLIDATED FINANCIAL STATEMENTS

(Federal, Provincial and Local Governments)

FISCAL YEAR 2021/22



Government of Nepal
Ministry of Finance

Financial Comptroller General Office

Anamnagar, Kathmandu, Nepal

Website: www.fcgo.gov.np

ACKNOWLEDGEMENT

It is our great pleasure to release this substantial report on the Consolidated Financial Statement for the fiscal year 2021/22 of three tiers of Governments. Financial Comptroller General Office (FCGO) takes huge pride in accomplishing this deliberate function as assigned by the Financial Procedure and Fiscal Accountability Act, 2076. This report is a reflection of our sincere commitment towards maintaining transparency and accountability in public expenditures and overall public financial management of Nepal. This report is a mirror reflection of Macro Financial Scenario of the Government of Nepal (GoN). Furthermore, it also furnishes an accurate performance of Public Financial Management (PFM).

I am confident that this report will effectively serve its purpose to all the development partners, public entities, researchers, economists and every one of those who are eager in knowing the facts and figures of PFM and bringing it to a great use. It will also be a vital resource to the policy makers in formulating policies and implementing reformation plans in PFM areas.

This publication was made possible by the use of Revenue Management Information System (RMIS) Treasury Single Account (TSA), Subnational Treasury Regulatory Application (SuTRA), Financial Management Information System (FMIS) etc. Our Team is devoted towards automation and persistent effort, dedication and commitment towards efficiency. Having said that, there is still a long way to go ahead we can be contented with our achievement towards application of technology.

I express my gratitude towards my colleagues and the whole team of FCGO for their incessant effort in formulating this report. Without their noteworthy team effort, this report would not have been as laudable as it is now.

Finally, I would highly appreciate any suggestions and constructive comments on the report, which will help us in improving the quality of this report in the coming fiscal Years.

June, 2023

Hari Prasad Mainali
Financial Comptroller General

TABLE OF CONTENTS

S.N.	Contents	Page No.
	Acknowledgement	i
	Table of contents	iii
	List of tables	v
	List of annex	vii
	Acronyms	ix
	Executive summary	1
	Accounting policies & additional disclosures	3
1.	Federal, Provincial and Local Government	5
1.1	Treasury position of federal, provincial and local government	5
1.2	Revenue and expenditure of federal, provincial and local government	6
2.	Federal government (government of Nepal)	7
2.1	Revenue and other income	7
2.2	Budget and expenditure	8
2.3	Others	11
2.3.1	Advance payment	11
2.3.2	Internal audit irregularity	11
2.3.3	Outstanding payment	12
2.3.4	Debt	12
2.3.5	Investment	14
3.	Provincial government	17
3.1	Revenue of provincial governments	17
3.2	Expenditure of provincial governments	17
4.	Local government	19
4.1	Revenue of local governments	19
4.2	Expenditure of local governments	19
5.	Highlights of Macro Fiscal Scenario	20
5.1	Federal government (Government of Nepal)	20
5.1.1	Major economic indicators	20
5.1.2	Macro level budget operation	21
5.1.3	Allocative efficiency	25

S.N.	Contents	Page No.
	5.1.4 Sources of funds	26
	5.1.5 Reimbursement	27
	5.1.6 Public debt and investment	28
	5.1.7 Other status	30
	5.1.8 Virement	32
5.2	Provincial and Local Government	32
	5.2.1 Revenue of provinces and local governments as percentage of GDP	32
	5.2.2 Expenditure of provinces and local governments as percentage of GDP	33
7.	Annex	35

LIST OF TABLES

Table No.	Description	Page No.
1	Treasury of Federal, Provincial and Local Government	5
2	Revenue and expenditure of Federal Provincial and Local Government	6
3	Statement of Revenue Collection	7
4	Composition of the Total Revenue Collection	7
5	Actual Government Expenditure	8
6	The Composition of Expenditure	8
7	Sources of Fund	9
8	Expenditure according to the economic classification	9
9	COFOG Wise Expenditure	10
10	COFOG-wise recurrent and capital expenditure	10
11	Outstanding Advance Amount	11
12	Outstanding advance of top ten entities	11
13	Status of total irregularity	11
14	Entity wise outstanding payment	12
15	Outstanding debt	12
16	Donor wise outstanding external debt	13
17	Amount of Principal Repayment	14
18	Amount of Interest Payment	14
19	Status of loan and share investment	14
20	Ten Entities Having Higher Share Investment	15
21	Status of Principal and Interest Repayment	15
22	Status of default principal and interest	16
23	Revenue collection of all provinces	17
24	Total expenditure of all provinces	17
25	Source wise expenditure of Local Governments	19
26A	Major Economic Indicators (at Current Prices)	20
26B	Ratio of major economic indicators with GDP	21
27	Total revenue collection scenario	23
28	Scenario of recurrent, capital & financing expenditure	24
29	Ratio of actual expenditure to budget	25
30	Function-wise expenditure	25
31	Source wise expenditure	26

Table No.	Description	Page No.
32	Ratio with revenue	27
33	Reimbursement status of development partner funded projects	27
34	Debt Ratio	28
35	Debt Servicing Composition	29
36	Ratio of investment in PE's to total expenditure	29
37	Ratio of tax revenues with total tax revenue	30
38	Public expenditure pattern	31
39	Recurrent expenditure pattern*	31
40	Capital expenditure pattern*	32
41	Ratio of provincial and local governments revenue to GDP	32
42	Ratio of provincial and local government expenditure to GDP	33

LIST OF ANNEX

Annex No.	Annex Name	Page No.
1	Federal Treasury Position	36
2	Comparative Data Sheet	39
3	Revenue Collection Detail with Divisible	40
4	Revenue Utilization of Federal Government	49
5	Economic Code Wise Expenditures	54
6	Ministry/Budget Entity Wise Expenditure	60
7	Ministerial Source Wise Expenditure (Recurrent)	62
8	Ministerial Source Wise Expenditure (Capital)	65
9	Ministerial Source Wise Expenditure (Financing)	68
10	Economic Code and Source Wise Expenditure (Recurrent)	69
11	Economic Code and Source Wise Expenditure (Capital)	74
12	Economic Code and Source Wise Expenditure (Financing)	76
13	Ministry and Economic Code Wise Expenditure	77
14	Function wise Expenditure	173
15	Ministry Wise Functional Expenditure	175
16	Function Wise Gender Responsive Expenditure	181
17	Non Votable Budget and Expenditure (Agency wise)	183
18	Votable Budget and Expenditure (Agency wise)	184
19	Comparative District Wise Expenditure	187
20	Summary of Comparative Climate Change Expenditure	190
21	Function wise Climate Change Responsive Budget and Expenditure	191
22	Source wise Climate Change Responsive Expenditure	192
23	District wise Climate Change Expenditure	193
24	Donor Wise Outstanding External Debt and NPR Equivalent	196
25	Donor wise Outstanding External Debt (in commitment currency, NPR & USD)	197
26	Debt Outstanding position (Currency Wise Summary)	198
27	Commitment Charge Payment Summary	199
28	Interest payment summary of External Debt in NPR	200
29	Donor Wise Outstanding Debt Position (CCY, NPR, USD)	201
30	Summary Of Domestic Borrowing (Loan Type wise)	212
31	Status of Share Investment	213
32	Status of Loan Investment	214

Annex No.	Annex Name	Page No.
33	Status of Repayment from Investment	215
34	Statement of Reimbursable Outstanding Grant and Loan	216
35	Provincial Treasury Position	217
36	Agency wise Expenditure of Provincial Governments	218
37	Receipts(Economic Code Wise) Of Provincial Governments	221
38	Economic Code Wise expenditure of Provincial Governments (Recurrent)	224
39	Economic Code Wise expenditure of Provincial Governments (Capital)	229
40	Economic Code Wise expenditure of Provincial Governments (Financing)	231
41	Function Wise Expenditures of Provincial Governments	232
42 A	Receipt Statement of Local Governments	235
42 B	Payment Statement of Local Governments	262
43	Economic Code wise Expenditure of Local Governments	289
44	Function wise expenditure of local governments	294

ACRONYMS

ADB	-	Asian Development Bank
CFS	-	Consolidated Financial Statement
COFOG	-	Classification of the Functions of Government
DKK	-	Danish Kroner
DSF	-	Debt Sustainability Framework
DTCO	-	District Treasury Controller Office
EEC	-	European Economic cooperation
EIB	-	European Investment Bank
EUR	-	Euro
FCGO	-	Financial Comptroller General Office
FY	-	Fiscal Year
GBP	-	Pound sterling
GDP	-	Gross Domestic Product
GFS	-	Government Financial Statistics
GFSM	-	Government Financial Statistics Manual
GNDI	-	Gross National Disposable Income
GNI	-	Gross National Income
GON	-	Government of Nepal
IDA	-	International Development Association
IFAD	-	International Fund for agriculture Development
IMF	-	International Monetary Fund
JPY	-	Japanese Yen
KRW	-	Korean Won
KUD	-	Kuwaiti Dinar
N/A	-	Not Applicable/Not available
NDF	-	Nordic Development Fund
N.E.C	-	Not elsewhere classified
NPR	-	Nepalese Rupee
NPSAS	-	Nepal Public Sector Accounting Standard
OAG	-	Office of the Auditor General
OFID	-	OPEC Fund for International Development
RMB	-	Renminbi (Yuan)

Rs.	-	Rupees
SAR	-	Saudi Riyal
SDR	-	Special Drawing Right
SNGs	-	Sub-National Governments
SuTRA	-	Subnational Treasury Regulatory Application
T Bill	-	Treasury Bill
TSA	-	Treasury Single Account
USD	-	United States dollar

EXECUTIVE SUMMARY

- ☞ The total revenue collection (Excluding Grants and Other receipts) of three tiers of government for the fiscal year 2021/22 is Rs. 1229515.60 million after settlement of revenue sharing. The total expenditure is Rs. 1497613.99 million after elimination of all types of intergovernmental fiscal transfers.
- ☞ Total treasury position of three tiers of government for the fiscal year 2021/22 is positive by amounting Rs. 142614.17 million. This includes negative balance of federal government Rs. 53911.44 million and positive balance of provincial government and local government is Rs.79015.31 million and Rs. 102325.86 million respectively.
- ☞ In the fiscal year 2021/22, the total federal revenue collection (tax and non-tax) is Rs. 1065260.73 million. Out of total collection Rs. 128068.02 million has been transferred to province and local governments treasury as a revenue sharing.
- ☞ The total federal expenditure is Rs. 1310000.81 million (80.23 percent of initial budget amounting Rs. 1632829.2 million). Total expenditure has decreased by 0.93 percent in comparison to previous fiscal year.
- ☞ The revenue collection of federal government is increased by 15.66 percent in fiscal year 2021/22 in comparison to previous fiscal year. However, federal government has collected 95.65 percent revenue in comparison of initial target of revenue collection.
- ☞ The composition of the total revenue of federal government comprises of 92.40 percent tax and 7.60 percent non-tax revenue for the fiscal year 2021/22 which were 92.26 percent of tax and 7.74 percent of non-tax revenue in the fiscal year 2020/21.
- ☞ Recurrent, Capital and Financing expenditures are 72.85 percent, 16.50 percent and 10.65 percent of the total federal government expenditure in the fiscal year 2021/22. In the previous fiscal year 2020/2021 these expenditures were 70.71 percent, 19.13 percent and 10.16 percent respectively.
- ☞ Recurrent, capital and financing expenditures of federal government are 90.07 percent, 57.60 percent and 70.48 percent of total budget allocated in recurrent, capital and financing respectively in the fiscal year 2021/22. In the previous fiscal year 2020/21, these figures were 83.35 percent, 64.69 percent and 69.96 percent respectively.
- ☞ Out of the total federal government expenditure 87.93 percent is financed by domestic sources (revenue and domestic borrowing) whereas 2.1 percent and 9.98 percent of total expenditure are financed by foreign grant and foreign loan respectively for

the fiscal year 2021/22. In the previous fiscal year 2020/21, these figures were 82.5 percent, 3.05 percent and 14.45 percent respectively.

- ☞ In the fiscal year 2021/22, the Federal Consolidated Fund has reported a surplus of Rs. 58051.86 million. Up to last fiscal year the accumulated deficit was recorded amounting Rs. 111963.28 million. The cumulative deficit is reported amounting Rs. 53911.42 million which is managed by the balance of various government accounts like operational fund, deposit etc.
- ☞ In the fiscal year 2021/22, the ratio of total federal expenditure to GDP is 27.00 percent which was 28.05 percent in the fiscal year 2020/21. Similarly, the ratio of total revenue collection to GDP is 19.34 percent (before revenue sharing to SNGs) in the fiscal year 2021/22 and this was also 19.34 percent in the fiscal year 2020/21.
- ☞ In the fiscal year 2021/22, total reimbursable foreign assistance of federal government is 74.76 percent of outstanding reimbursable assistance which constitutes 43.66 percent grant and 88.19 percent loans. In previous year this figure was 73.63 percent.
- ☞ Domestic borrowing of federal government is 4.78 percent of GDP in the fiscal year 2021/22. It was 5.25 percent for the previous fiscal year 2020/21.
- ☞ Up to fiscal year 2021/22, total investment of federal government in shares and loans of public enterprise is 15.07 percent of GDP which was 15.73 percent in the last fiscal year.
- ☞ The outstanding debt ratio of the federal government to GDP is 41.50 percent for the fiscal year 2021/22, compared to 40.73 percent at the end of the fiscal year 2020/21.
- ☞ General public services and economic affairs are two major sectors of government expenditure. These constitute 60.96 percent (General public services 44.58 percent and Economic affairs 16.38 percent) of the total government expenditure in the fiscal year 2021/22.
- ☞ In the fiscal year 2021/22, the total of financial equalization grants, conditional grants, complementary grants and special grants transferred to the provincial governments is Rs. 109039.95 million and to the local governments is Rs. 297017.95 million.
- ☞ In the fiscal year 2021/22, the total revenue collection of all seven provinces is Rs. 104143.94 million which includes revenue from internal source and revenue sharing from federal and local governments. The total expenditure of all seven provinces is Rs. 187479.72 million including fiscal transfer of Rs. 23703.27 to local governments. In fiscal year 2020/21, Total revenue and expenditure were Rs. 85594.9 million and Rs.188899.09 million respectively.
- ☞ In the fiscal year 2021/22, the total receipt of all 753 local governments is Rs. 526495.20 million which includes opening balance, intergovernmental fiscal transfer and internal revenues. The total expenditure of all local governments is Rs. 424169.39 million.

ACCOUNTING POLICY

1. Reporting Agency:

The Financial Comptroller General Office (FCGO) is responsible for managing and operating the Consolidated Fund, the fund established by the Constitution of Nepal. The FCGO prepares annual consolidated financial statements of all three tiers of government (budgetary units), which are submitted to the Office of Auditor General (OAG) and the Ministry of Finance (MoF).

2. Cash Basis of Accounting and Reporting:

All three tiers of the government follow a cash basis of accounting and reporting.

3. Scope of General Government:

The general government includes only budgetary units of the three tiers of government.

4. Treatment of Previous Year Accrued Expenses:

The reported expenditure includes payment for accrued expenses of the preceding year as per the provision of rules 39(13) & (15) of the Financial Procedure and Fiscal Accountability Regulation, 2077.

5. Treatment of Advances: Advances are treated as expenditure.

6. Consolidated Financial Statement:

The amount included in the consolidated financial statement represents only the revenue collected in and expenditure made from the consolidated fund as provisioned by the Constitution of Nepal.

7. Treatment of Fiscal Transfers and Grants/Subsidies:

Fiscal transfers to the province and local government and grants/subsidies to the extra budgetary units have been recorded as expenditure on release.

8. Use of TSA for Expenditure Figures:

In case of any discrepancy in records, the expenditure figure from TSA prevails since TSA is taken as the base system for recording, verifying, certifying, and internal auditing of accounting records for federal and province governments. TSA prevails fiscal transfer only for local governments.

9. Reconciliation:

Consolidated financial statement is based on three levels reconciliation such as:

- (i) at local level: SuTRA-TSA-bank
- (ii) at district level: CGAS-TSA-FMIS-respective banks
- (iii) at central level: CGAS-MFMIS, TSA-FMIS, MFMIS-FMIS-banks

10. Reporting of Non-Cash Releases and Expenditure:

The non-cash release and expenditure (direct payments, commodity grants, and technical assistance by the development partners) are based on the reporting from the concerned line ministries and projects. However, this figure might be underreported as some line ministries/projects failed to report on time.

11. Treatment of Released and Spent Amounts:

The release amount from respective DTCOs is treated as expenditure.

12. Foreign Currency Expenditure Reporting:

Expenditure reporting in foreign currency uses the prevailing exchange rate on the value date. In the case of a missing value date, the rate prevailing at the year-end has been used.

13. Valuation of Foreign Debt:

Valuation of foreign debt in NPR at the yearend is done by using the exchange rate of respective currencies on the last date of the reporting fiscal year.

14. Classification of chart of accounts:

The GoN has adopted classification of chart of accounts in line with the GFSM 2014 of IMF. For this, the GoN has also developed some country-specific codes for expenditure and revenue.

15. Classification of Government Expenditures:

Broadly, government expenditures are classified into recurrent, capital, and financing; and expenditure figures have further been classified under ten functional codes consistent with the COFOG of GFS manual.

16. Treatment of Fiscal Transfers to Provincial and Local Governments:

Fiscal transfers to provincial and local governments are treated as recurrent expenditure.

17. Treasury Position of Provincial and Local Government:

The treasury position of Provincial and Local Government is the bank balance of these governments, which includes a negligible amount of cash.

18. Use of GDP Figure:

The GDP figure used in this report is at current prices published by the National Statistics Office.

19. Audit of Financial Statements:

This report is prepared on the basis of financial statement of all three tiers of government audited by the OAG.

20. Financial Statements of Province and Local Level Government:

The financial statement of province and local level government is based on the report submitted by respective governments. FCGO prepares a separate comprehensive reports; Volume 10 for Province and Volume 11 for Local governments. These reports were submitted to OAG. Province and Local governments are liable for accuracy of their data.

FEDERAL, PROVINCIAL AND LOCAL GOVERNMENT

1

1.1 Treasury position of Federal, Provincial and Local Governments

Table 1: Treasury position of Federal, Provincial and Local Governments

(Rs. in Million)

Description	Governments			
	Federal	Province	Local Level	Total
Receipt				
Total Revenue (Tax + Non- Tax)	643,268.30	26,682.96	37,671.32	707,622.58
Cash Balance, recovery deposit and fiscal transfer refund	48,504.88	3,954.93	0.00	52,459.81
Grant (Direct payment + Commodity)	24,148.99	384.17	0.00	24,533.16
Revenue Sharing	295,010.20	77,460.98	93,522.68	465,993.86
All types of Fiscal Transfer from Federal Government		110,989.15	288,953.49	399,942.64
All types of Fiscal Transfer from Province Government	0.00	0.00	23,703.27	23,703.27
Other Transfer	0.00	0.00	0.00	0.00
A. Non-financing receipt	1,010,932.37	219,472.19	443,850.76	1,674,255.32
B. Financing receipt	358,500.95	43.85	0.00	358,500.95
1. Total Receipt [A+B]	1,369,433.32	219,516.04	443,850.76	2,032,756.27
Payments				-
Recurrent	954,316.76	77,409.10	258,493.48	1,290,219.34
Capital	216,213.08	108,653.46	165,312.24	490,178.78
Financing	139,470.97	1,417.15	363.67	141,251.79
2. Expenditure / Disbursement	1,310,000.81	187,479.71	424,169.39	1,921,649.91
Treasury Position [1-2+3]	58,051.86	18,188.71	19,681.38	111,106.37
Last Fiscal Year Treasury Balance	(111,963.28)	60,826.60	82,644.48	31,507.80
3. Miscellaneous adjustment	(1380.65)	(13847.62)	0.00	
Treasury Position Up to This Fiscal Year	(53,911.44)	79,015.31	102,325.86	142,614.17

Note: Fiscal transferred amount differs in SuTRA and TSA due to accounting error of such transferred amount. And refund of such transferred adjusted in SuTRA but not in TSA.

In fiscal year 2021/22, total receipt in the consolidated fund of GoN is Rs. 1369433.32 million which comprises tax, non-tax, grant, previous year cash balance and recovery of Rs. 1010932.37 million and financing receipt (borrowing and investment refund) of Rs. 358500.95 million. The total disbursement from the consolidated fund is Rs. 1310000.81 million consisting recurrent, capital, and financing disbursements of Rs. 954316.76 million, Rs. 216213.08 million, and Rs. 139470.97 million respectively.

- ☛ There is Rs. 58051.86 million surplus balance for the fiscal year 2021/22. Up to fiscal year 2020/21, the consolidated fund balance was negative by Rs. 111963.28 million which leads to the accumulated consolidated fund balance of negative Rs. 53911.44 million at the end of the fiscal year 2021/22.
- ☛ Up to fiscal year 2021/22, there is a negative balance of Rs. 53911.44 million in federal treasury, which is financed through the outstanding balance of various government accounts like operational fund, deposit etc. However, there is a surplus balance of Rs. 79015.31 million and Rs. 102325.86 million in province treasury and Local level treasury respectively.

1.2 Revenue and expenditure of Federal, Provincial and Local Governments

Table 2 : Revenue and expenditure of Federal, Provincial and Local Governments

(Rs. in Million)

Tiers of government	Revenue Collection (Excluding Grants and Other receipt)	Revenue Sharing (Elimination)	Revenue after elimination	Expenditure	Fiscal Transfer (Elimination)	Expenditure after elimination
Federal	1065260.73	128068.02	937192.71	1310000.81	399,942.86	910,057.95
Provinces	103525.33	19518.57	84006.76	187479.71	23,703.27	163776.44
Local	213838.45	5522.59	208315.86	424169.39	0	424,169.39
Total	1382624.51	153109.18	1229515.33	1921649.91	423646.13	1498003.78

- ☛ The total revenue of three tiers of government after elimination is Rs. 1229515.33 million. Similarly, the total expenditure after elimination is Rs. 1498003.78 million. The table presented above depicts the revenue and expenditure of three tiers of government after elimination of revenue sharing and intergovernmental fiscal transfer.

FEDERAL GOVERNMENT (GOVERNMENT OF NEPAL)

2

2.1 Revenue and other Income

Table 3 : Statement of revenue collection

(Rs. in Million)

Fiscal Year	2017/18	2018/19	2019/20	2020/21	2021/22
Total Revenue	726,717.60	733,370.05	705,498.24	824,946.40	1,065,260.73
1. Tax Revenue	659,491.50	643,376.29	613,390.49	761,056.63	984,332.06
A) Taxes on Income, Profits and Capital Gains	154,790.03	188,303.81	213,233.05	221,483.52	252,188.55
B) Taxes on Payroll and Workforce	5,097.75	6,006.24	6,508.11	6,883.57	7,806.01
C) Taxes on Property	19,332.33	109.74	4.31	0.43	0.26
D) Taxes on Goods and Services	348,049.44	303,310.60	269,747.60	353,736.73	525,633.63
E) Taxes on International Trade and Transactions	126,865.36	143,319.03	123,790.30	178,951.86	198,703.19
F) Other taxes	5,356.59	2,326.87	107.12	0.52	0.42
2. Non-Tax Revenue	67,226.10	89,993.76	92,107.75	63,889.77	80,928.67
A) Property Income	33,046.54	45,620.89	36,884.91	28,509.08	26,003.32
B) Sales of Goods and Services	17,174.59	24,626.35	26,090.19	25,209.95	32,851.92
C) Penalties, Fines & Forfeitures	973.38	2903.36	2344.84	2,653.19	2,910.00
D) Voluntary Transfers other than Grants	1.19	0.69	0.52	0.60	-
E) Miscellaneous Revenue	16,030.40	16,842.47	26,787.29	7,516.95	19,163.43

In the fiscal year 2021/22, the total revenue collection is Rs. 1113765.89 million. This figure includes Rs. 128068.2 million revenue shared to provincial and local governments; irregularity, refund of unutilized transferred amount and cash from last year balance Rs. 48504.88 million. Among this, tax and non-tax revenue deposited into federal treasury is Rs. 1065260.73 million which is 90.23 percent of revenue target and it was 92.69 percent in previous year.

Table 4 : Composition of the total revenue collection

(In percentage)

Fiscal Year	2017/18	2018/19	2019/20	2020/21	2021/22
1. Tax Revenue	90.75	87.73	86.94	92.26	92.40
A) Taxes on Income, Profits and Capital Gains	21.30	25.68	30.22	26.85	23.67
B) Taxes on Payroll and Workforce	0.70	0.82	0.92	0.83	0.73
C) Taxes on Property	2.66	0.01	0.00	0.00	0.00
D) Taxes on Goods and Services	47.89	41.36	38.24	42.88	49.34
E) Taxes on International Trade and Transactions	17.46	19.54	17.55	21.69	18.65

Fiscal Year	2017/18	2018/19	2019/20	2020/21	2021/22
F) Other taxes	0.74	0.32	0.02	0.00	0.00
2. Non tax Revenue	9.25	12.27	13.06	7.74	7.60
A) Property Income	4.55	6.22	5.23	3.46	2.44
B) Sales of Goods and Services	2.36	3.36	3.70	3.06	3.08
C) Penalties, Fines & Forfeitures	0.13	0.40	0.33	0.32	0.27
D) Voluntary Transfers other than Grants	0.00	0.00	0.00	0.00	0.00
E) Miscellaneous Revenue	2.21	2.30	3.80	0.91	1.80
Total	100.00	100.00	100.00	100.00	100.00

☞ In the fiscal year 2021/22, the tax revenue is Rs. 984332.06 million which is 92.40 percent of the total revenue collection whereas the total collection of non-tax revenue is Rs. 80928.67 million (7.60 percent of total revenue).

☞ Out of total revenue collection, Taxes on goods and services, taxes on income, profits and capital gains and taxes on international trade and transactions contributes 49.34 percent, 23.67 percent and 18.65 percent respectively for the fiscal year 2021/22 which are three largest source of revenue.

2.2 Budget and expenditure

Table 5 : Actual government expenditure

(Rs. in Million)

Expenditures Head/ fiscal year	Actual Expenditure				
	2017/18	2018/19	2019/20	2020/21	2021/22
Recurrent	696,919.55	716,417.58	784,148.90	846,217.30	954,316.76
Capital	270,713.67	241,562.51	189,084.70	228,836.09	216,213.08
Financing	119,646.60	152,476.99	117,901.60	121,622.56	139,470.97
Total	1,087,279.82	1,110,457.08	1,091,135.20	1,196,675.95	1,310,000.81

☞ The total budget for the fiscal year 2021/22 is Rs. 1632829.20 million which is 10.72 percent more than the total budget allocated for the fiscal year 2020/21. The composition of the budget is 64.89 percent recurrent, 22.99 percent capital and 12.12 percent financing.

☞ In the fiscal year 2021/22, the total government expenditure is Rs.1310000.81million which is 9.47 percent higher as compared to the previous fiscal year 2020/21.

☞ Total recurrent, capital and financing expenditures are Rs.954316.76 million, Rs. 216213.08 million and Rs. 139470.97 million respectively for the fiscal year 2021/22.

Table 6 : The composition of expenditure

(In percentage)

Expenditures Head/ fiscal year	Actual Expenditure on Budgeted Expenditure					Ratio of Expenditure on Total Expenditure				
	2017/18	2018/19	2019/20	2020/21	2021/22	2017/18	2018/19	2019/20	2020/21	2021/22
Recurrent	86.73	84.74	81.93	89.35	90.07	64.1	64.52	71.86	70.71	72.85
Capital	80.77	76.93	46.34	64.69	57.60	24.9	21.75	17.33	19.12	16.50
Financing	85.29	97.92	70.24	69.96	70.48	11	13.73	10.81	10.16	10.65
Total	85.01	84.44	71.18	81.15	80.23	100	100	100.00	100	100.00

☞ In the fiscal year 2021/22, total expenditure is 80.23 percent of initial budget which is less as compared to the fiscal year 2020/21. The expenditure on recurrent, capital and financing are 90.7 percent, 57.60 percent and

70.48 percent of the initial budget respectively which were 89.35 percent, 64.69 percent and 69.96 percent respectively in the preceding fiscal year. The average actual expenditure to budget is 80.40 percent in the last five fiscal years.

- In the fiscal year 2021/22, the ratio of recurrent, capital and financing expenditure to total expenditure is 72.85 percent, 16.50 percent and 10.65 percent respectively.

Table 7: Sources of fund

Source	2017/18	2018/19	2019/20	2020/21	2021/22	
	% In Total Expenditure (T.E.)				% in T.E.	Amount (in million)
Government of Nepal	87.90	86.74	87.20	82.50	87.93	1151819.08
Foreign Grants	3.62	2.06	2.13	3.05	2.10	27481.65
Foreign Loan	8.48	11.46	10.67	14.45	9.98	130700.08
Total	100.00	100.00	100.00	100.00	100.00	1310000.81

- In fiscal year 2021/22, the government's sources cover about 87.93 percent of the total expenditure which was 82.50 percent in the preceding fiscal year. The rest of the expenditure is financed by foreign grant and loan. This covers 2.10 percent and 9.98 percent of the total expenditure respectively.
- In the fiscal year 2021/22, Rs. 1177813.42 million (89.91 percent of total expenditure) is covered via the government's treasury whereas remaining expenditures are done as direct payment and grants in-kind through development partners.
- In the fiscal year 2021/22, the reimbursable and cash grants (foreign) released through the treasury are Rs. 6594.41 million and Rs. 12253.36 million respectively.
- In the fiscal year 2021/22, the reimbursable and cash loans (foreign) released through the treasury are Rs. 48012.75 million and Rs. 43670.71 million respectively.

Table 8: Expenditure according to the economic classification

(Rs. in Million)

Expenditure Head	Expenditure Amount	Ratio to Total Expenditure
	FY 2021/2022	
Recurrent	954,316.75	72.85
21000 Compensation of employees	137,770.47	10.52
22000 Use of goods and services	47,930.54	3.66
24000 Interest, Services and Bank Commission	45,225.93	3.45
25000 Subsidies	1,558.47	0.12
26000 Grants	493,423.19	37.67
27000 Social Security	225,351.69	17.20
28000 Other Expenditure	3,056.46	0.23
Capital	216,213.09	16.50
31000 Capital Expenditure	216,213.09	16.50
31100 Acquisition of Fixed Assets	202,411.04	15.45
31400 Non-produced Assets	13,800.92	1.05
31500 Miscellaneous Capital Expenditure	1.13	0.00
Financing	139,470.97	10.65
32000 Financing Assets	62,717.32	4.79
32100 Internal Financing Assets	62,521.82	4.77

Expenditure Head	Expenditure Amount	Ratio to Total Expenditure
	FY 2021/2022	
32200 External Financing Assets	195.50	0.01
33000 Liability	76,753.65	5.86
33100 Internal Net Borrowing	47,337.79	3.61
33200 External Net Borrowing	29,415.86	2.25
Total	1,310,000.81	100.00

☞ In fiscal year 2021/22, Grants comprise the highest share in total expenditure (37.67 percent) followed by social security (17.20 percent) and Acquisition of Fixed Assets (15.45 percent).

Table 9 : COFOG wise expenditure

(Figure in Percentage)

Expenditure Sector	2017/18	2018/19	2019/20	2020/21	2021/22
General Public Services	37.12	44.49	47.93	53.06	44.58
Defense	4.42	4.51	4.56	4.83	4.55
Public Order and Safety	4.96	4.32	4.75	5.31	6.18
Economic Affairs	35.84	31.03	24.23	17.50	16.38
Environmental Protection	1.41	1.33	1.25	0.50	0.47
Housing and Community amenities	4.68	3.46	3.23	3.42	2.99
Health	3.30	3.24	3.68	4.61	6.40
Recreation, Culture and Religion	0.48	0.55	0.63	0.38	0.40
Education	4.14	3.26	3.61	3.46	3.64
Social Protection	3.64	3.81	6.13	6.95	14.40
Total	100.00	100.00	100.00	100.00	100.00

☞ As per the COFOG, general public services incorporate large chunk of expenditure i.e., 44.58 percent whereas Environmental protection and Recreation, culture and religion expenditure is nominal.

Table 10: COFOG-wise recurrent and capital expenditure

(Figure in Percentage)

Expenditure Sector	Recurrent	Capital
General Public Services	52.78	8.36
Defence	5.00	2.58
Public Order and Safety	6.53	4.68
Economic Affairs	6.58	59.65
Environmental Protection	0.09	2.12
Housing and Community amenities	0.19	15.37
Health	6.30	6.84
Recreation, Culture and Religion	0.42	0.32
Education	4.45	0.07
Social Protection	17.66	0.02
Total	100.00	100.00

- ☞ General public services and economic affairs covers large chunk of recurrent and capital expenditure. These two major sectors incorporate 52.78 percent and 59.65 percent of recurrent and capital expenditure respectively.
- ☞ In the fiscal year 2021/22, economic affairs, housing & community amenities and general public services cover 59.65 percent, 15.37 percent and 8.36 percent respectively of capital expenditure.

2.3 Others

2.3.1 Advance Payment

Table 11: Outstanding advance amount

(Rs. in Million)

S.N.	Particular	2019/20		2020/21		2021/22	
		Amount	In %	Amount	In %	Amount	In %
1	Outstanding matured Advance	6981.22	17.89	17715.8	47.74	16375.23	54.54
2	Outstanding immature Advance	32044.36	82.11	19390.54	52.26	13649.41	45.46
Total Outstanding Advance		39025.58	100	37106.34	100	30024.64	100.00

Source: Summary of Consolidate Internal Audit Report 2021/22

Table 12 : Outstanding advance of top ten entities

(Figure in Percentage)

S.N	Ministries	Percentage
1	Ministry of Physical Infrastructure and Transport	39.39
2	Ministry of Urban Development	10.95
3	Ministry of Drinking Water	8.73
4	Ministry of Energy, Water Resources and Irrigation	7.69
5	Ministry of Home Affairs	7.10
6	Ministry of Federal Affairs and General Administration	6.49
7	Ministry of foreign affairs	5.14
8	Ministry of Health and Population	3.78
9	Ministry of Defense	3.26
10	Ministry of Agriculture and cooperatives	2.99
Total		95.54

* Internal Audit Report 2021/22

- ☞ The ten entities cover more than 95.54 percent of the total outstanding advances.

2.3.2 Internal audit irregularity

Table 13: Status of total irregularity

(Rs. in million)

S.N	particular	2019/20		2020/21		2021/22	
		Amount	in %	Amount	in %	Amount	in %
1	Amount to be Regularized	3,336.94	27.70	6,957.32	27.54	9409.64	33.02
2	Amount to be Realized/ Recovered	1,098.71	9.12	591.93	2.34	1,120.16	3.93
3	Outstanding Matured Advance	7,610.11	63.18	17,715.80	70.12	17,963.76	63.05
Total		12,045.77	100.00	25,265.05	100.00	28,493.59	100.00

* Internal Audit Report 2021/22

- In fiscal year 2021/22, expenditures amounting Rs. 28,493.59 is reported as irregulars in internal audit.
- In fiscal year 2021/22, the amount to be regularized is Rs. 9409.64 million, realizable/recoverable is Rs. 1120.16 million and outstanding matured advance is Rs. 17963.77 million which was Rs. 6957.32, Rs. 591.93 and Rs. 177153.80 respectively in previous fiscal year.
- According to Financial procedure and Fiscal Accountability Rules-2077 outstanding immature advance is not considered as irregularities. So, it is not subjected in this table.

2.3.3 Outstanding Payment

Table 14 : Entity wise outstanding payment

(Rs. in Million)

Entity	Amount	Percentage
Ministry of Physical Infrastructure and Transport	339.40	52.66
Ministry of Defence	64.00	9.93
Ministry of Health and Population	62.20	9.65
Ministry of Drinking Water	49.60	7.70
Ministry of Home Affairs	30.10	4.67
National Reconstruction Authority	22.10	3.43
Ministry of Urban Development	17.80	2.76
Ministry of Energy, watershed management and Irrigation	11.00	1.71
Ministry of women, children and social welfare	9.80	1.52
Ministry of forest and Environment	8.57	1.33
Courts	7.72	1.20
Others	22.24	3.45
Total	644.53	100.00

- At the end of fiscal year 2021/22, total outstanding payment is Rs. 644.53 million which was Rs. 1115.30 million in the previous fiscal year. Ten entities comprise 95.35 percent of total outstanding payment in fiscal year 2021/22.

2.3.4 Debt

Table 15 : Outstanding debt

(Rs. in Million)

Debt	2017/18	2018/19	2019/20	2020/21	2021/22
Internal Loan	391161.6	453230.5	613735.4	802941.6	987449.30
External Loan	526154.11	594926.2	819667.1	934,695.20	1025847.11
Total Loan	917315.71	1048156.7	1433402.5	1737636.8	2013296.41
Annual Increase/Decrease (In percentage)	31.48	14.26	36.75	21.22	15.86

- Up to fiscal year 2021/22, total outstanding debt is Rs. 2013296.41 million and it was Rs. 1737636.8 million in previous fiscal year. In this fiscal year, total outstanding debt is increased by 15.86 percent compared to previous year's outstanding debt. Out of the total outstanding debt, internal debt is Rs. 987449.30 million and external debt is Rs. 1025847.11 million. Proportion of outstanding internal and external debt to total outstanding debt is 49.05 and 51.95 percent respectively.

☞ Out of the total outstanding external debt, major portion of debt is received from International Development Association (IDA) followed by Asian Development Bank (ADB) and Japan which covers about 85.16 percent of total external debt.

Table 16: Donor wise outstanding external debt

(Rs.in Million)

S.N.	Debt	2017/18	2018/19	2019/20	2020/21	2021/22
Multilateral		375,996.20	471,965.47	524,692.62	822,017.97	894,463.18
1	Asian Development Bank (ADB)	191,126.93	208,160.14	272,715.27	293,838.50	315,012.20
2	European Economic Cooperation (EEC)	306.7	268.06	281.87	246.9	196.57
3	European Investment Bank (EIB)	364.42	364.48	4072.05	4027.3	5596.32
4	AIIB	0	0	0	33.6	35.97
5	International Development Association (IDA)	263,748.35	299,192.10	386,104.28	471,173.10	509,702.87
6	International Fund for Agricultural Development (IFAD)	8,329.69	8,237.28	10,008.92	9,649.80	10,184.52
7	International Monetary Fund (IMF)	0	0	26389.01	32818.2	43671.95
8	Nordic Development Fund (NDF)	2,286.31	2,099.12	2,207.76	2,143.00	1,817.42
9	OPEC Fund for International Development (OFID)	5,803.06	6,371.44	7,671.41	8,087.57	8,245.36
Bilateral		37,982.60	54,188.69	70,233.62	112,808.95	131,383.94
1	Austria	45.67	17.04	0.00	0.00	0.00
2	Belgium	854.51	758.08	765.09	785.20	573.29
3	China	13,991.67	18,468.27	26,105.17	31,275.50	35,297.17
4	France	429.81	333.83	306.00	314.00	139.44
5	India	9,179.13	13,517.91	24908.39	30,762.50	36,358.65
6	Japan	22,303.02	29,714.10	36,616.63	41,153.21	48,892.93
7	Korea	6,072.89	5,909.73	6,335.07	6,575.10	5,972.70
8	Kuwait	310.68	587.32	968.06	1,187.20	1,470.73
9	Russia	-	-	-	0.00	0.00
10	Saudi	1,001.31	927.35	685.78	756.24	2,679.02
Total		54,188.69	70,233.63	96,690.19	934,826.92	1,025,847.11

☞ In fiscal year 2021/22, principal repayment made for internal and external debt is Rs. 47337.80 million and Rs. 29415.80 million respectively. It was Rs. 36901.10 million and Rs. 23268.60 million respectively in last fiscal year 2020/21.

Table 17 : Amount of Principal Repayment*(Rs. in Million)*

Debt	2017/18	2018/19	2019/20	2020/21	2021/22
Internal Debt	37,084.61	34,313.07	33,977.00	36,901.10	47,337.80
External Debt	18,589.22	20,038.91	23,560.40	23,268.60	29,415.80
Total	55,673.83	54,351.98	57,537.40	60,169.70	76,753.60
Annual Increase/Decrease (In Percentage)	-9.13	-2.37	5.86	4.57	27.56

☞ In this fiscal year 2021/22, total interest paid is Rs. 45126.99 million which was Rs. 34634.10 million in previous fiscal year 2020/21. Expenditure on interest payment has increased by 30.30 percent the increase rate is 2.60 percent less than previous fiscal year increase rate.

Table 18 : Amount of Interest Payment*(Rs. in Million)*

Fiscal year	2017/18	2018/19	2019/20	2020/21	2021/22
Domestic Debt	12386.93	16209.42	20822.55	28460.6	37684.99
External Debt	3860.38	4505.23	5237.73	6173.5	7442
Total	16247.31	20714.65	26060.27	34634.1	45126.99
Annual Increase/Decrease (In Percentage)	62.09	27.50	25.81	32.90	30.30

2.3.5 Investment**Table 19 : Status of loan and share investment***(Rs. in Million)*

S.N.	Particular	Up to FY 2020/21	FY 2021/22			
1	Loan Investment	-	Investment	Adjustment	Principal Repayment	Total
	a. Internal Source	131,790.89	23,446.90	-3,545.21	1,083.79	150,608.79
	b. External Source	197,189.56	23,853.51	3,533.90	1,263.80	223,313.17
	Total Loan Investment	328,980.45	47,300.41	-11.31	2,347.59	373,921.96
2	Share Investment	-	Share Investment	Adjustment	Stock Dividend	Total
	a. Primary	321,208.11	15,332.25	0.00	0.00	336,540.36
	b. Preference	9,789.75	0.00	0.00	0.00	9,789.75
	c. International Organization	11,113.25	195.50	0.00	0.00	11,308.75
	Total Share Investment	342,111.11	15,527.75	0.00	0.00	357,638.86
	Grand Total	671,091.56	62,828.16	-11.31	2,347.59	731,560.82

☞ The accumulated amount of public investment is Rs. 731560.82 million at the end of fiscal year 2021/22 which encompasses loan Rs. 373921.96 million (51.11 percent) and share Rs. 357638.86 million (48.89 percent).

Table 20 : Ten entities having higher share investment*(Rs. in million)*

S.N.	Organizations	Amount
1	Nepal Electricity Authority	162,082.75
2	Nepal Civil Aviation Authority	62,361.45
3	Nepal Telecommunication	13,724.43
4	Hydro Electricity Investment and Development Company	11,000.00
5	Nepal Oil Corporation(with stock Dividend)	10,940.74
6	Agriculture Development Bank	10,030.63
7	Rastriya Banijya Bank after taking over NIDC	11,602.43
8	Deposit and Credit Guarantee Corporation Pvt. Ltd.	9,000.00
9	International Monetary Fund	6,587.59
10	Nepal Bank Limited	4,947.07
Total		302,277.09

Data Source: Public Debt Management Office

Up to fiscal year 2021/22, Government of Nepal has invested share in 116 different entities. The GoN has made Rs. 15527.75 million as share investment in this fiscal year which is 42.42 percent lower than previous fiscal year. Thus, total share investment has reached Rs. 357638.86 million. As shown in above table, GON has made significant volume of investment on Primary Share which comprises 93.89 percent of total investment and that in international organization is 3.25 percent. GoN has not invested on Preference share in fiscal year 2021/22. Among the total loan investment, about 0.18 percent (Rs.654.70 million) has been found invested in 29 non-existing entities. Total 84.52 percent (Rs. 3022787.09 million) of share investment has been made in 10 entities and Nepal Electricity Authority holds the highest portion of it.

In fiscal year 2021/22, total loan investment has increased by 15.26 percent and reached Rs. 379167.82 million. The total source of loan investment consists 41.23 percent of internal source and 58.77 percent of external source.

Table 21 : Status of principal and interest repayment*(Rs. in million)*

S.N.	Type of Investment	Received From Investment	UP to FY 2018/19	UP to FY 2019/20	UP to FY 2020/21	In FY 2021/22	UP to FY 2021/22
1	Investment through internal loan	Principal	22,423.84	22,623.46	25,566.03	1,083.79	26,649.82
		Interest	26,874.69	28,361.50	33,828.16	6,028.44	39,856.60
Total			49,298.53	50,984.96	59,394.19	7,112.23	66,506.42
2	Investment through external loan	Principal	38,721.11	40,309.64	40,590.59	1,263.81	41,854.40
		Interest	32,158.25	36,090.76	39,034.34	208.02	39,242.36
Total			70,879.36	76,400.40	79,624.93	1,471.83	81,096.76
Total Investment		Principal	61,144.95	62,933.10	66,156.62	2,347.60	68,504.22
		Interest	59,032.94	64,452.26	72,862.50	6,236.46	79,098.96
Grand Total			120,177.89	127,385.36	139,019.12	8,584.06	147,603.18

Table 22: Status of default principal and interest*(Rs. in million)*

S.N.	Particulars	Default Principal	Default Interest	Total
1	Internal Loan	33,080.03	15,627.43	48,707.46
2	External Loan	28,714.96	30,602.32	59,317.28
	Total	61,794.99	46,229.75	108,024.74
	Percent	57.20	42.80	100.00

- Rs. 68504.22 million principal repayments on loan have been received till fiscal year 2021/22. In fiscal year 2021/22, the principal repayment from these entities is Rs. 2347.60 million which equals to 3.43 percent of due principal repayment amount as per the initial agreement. Rs. 79098.96 million interest on loan have been received till fiscal year 2021/22 as well Rs. 6236.46 million has received as interest in fiscal year 2021/22.
- Furthermore, some entities have defaulted to pay the principal and interest of the loan as per the amortization schedule. At the end of fiscal year 2020/21, such default loan and interest amount have increased to Rs. 108024.74 million which comprises 57.20 percent principal and 42.80 percent interest.

PROVINCIAL GOVERNMENT

3

3.1 Revenue of provincial governments

Table 23 : Revenue collection of all provinces

(Rs. in million)

Province	Total Revenue Collection (Including Revenue Sharing)				Increasing Percentage
	2018/19	2019/20	2020/21	2021/22	
Koshi Province	10882.21	10706.70	12343.16	14059.21	13.90
Madhesh Province	9071.83	9831.00	11644.49	14975.2	28.60
Bagmati Province	17895.79	21536.70	25902.43	32032.44	23.67
Gandaki Province	8709.32	7127.90	9675.87	11109.06	14.81
Lumbini Province	10186.80	9717.30	11335.66	14299.75	26.15
Karnali Province	5051.30	5229.10	6572.17	8475.84	28.97
Sudurpashchim Province	6924.79	6302.80	8121.11	9192.44	13.19
Total	68722.03	70451.50	85594.89	104143.94	21.67

In fiscal year 2021/22, the total revenue collection of all seven provinces is Rs. 104143.94 million including revenue sharing from federal government which is 77460.98 million in preceding fiscal year and has increased by 21.67 percent.

3.2 Expenditure of provincial governments

Table 24 : Total expenditure of all provinces

(Rs. in million)

Province	Total Expenditure			
	Recurrent Expenditure	Capital Expenditure	Financing Expenditure	Net Expenditure
Koshi Province	13127.21	16839.22	0.00	29966.43
Madhesh Province	10336.04	11924.44	0.00	22260.48
Bagmati Province	15699.91	20995.06	1300.00	37994.97
Gandaki Province	7580.11	14463.82	0.00	22043.93
Lumbini Province	12646.86	17407.82	0.00	30054.68

Province	Total Expenditure			
	Recurrent Expenditure	Capital Expenditure	Financing Expenditure	Net Expenditure
Karnali Province	9093.67	15071.05	117.15	24281.87
Sudurpashchim Province	8925.30	11952.05	0.00	20877.35
Total	77409.10	108653.46	1417.15	187479.71

☞ In fiscal year 2021/22, the total expenditure of all seven provinces is Rs. 187479.71 million (excluding direct payments) which comprise Rs. 77409.10 million of recurrent and Rs. 108653.46 million of capital and Rs. 1417.15 million of financial expenditure. (See Table 24)

LOCAL GOVERNMENT

4

4.1 Revenue of local governments

The total revenue collection of all 753 local governments is Rs. 213838.48 million. It comprises opening balance of Rs. 82644.48 million, revenue from internal source Rs. 37671.32 million and from revenue sharing Rs. 93522.68 million.

4.2 Expenditure of local governments

The total expenditure of all local governments is Rs. 424169.39 million. It comprises Rs. 258493.47 million recurrent expenditures, Rs. 165312.24 million capital expenditure and Rs. 3663.67 million financing expenditure.

Table 25 : Source wise expenditure of Local Governments

(Rs. in million)

Source	Types of Transfer	Receipt/Transfer Amount	Expenditure Amount
Federal Government	Equalization Grant	94,501.60	72352.82
	Conditional Grant	184,192.60	173249.59
	Special Grant	5,840.90	4773.48
	Complementary Grant	4,402.70	3683.12
	Total of Government of Nepal	288,937.80	254,059.01
Province Government	Equalization Grant	7,051.30	4,820.12
	Conditional Grant	8,721.10	7,997.51
	Special Grant	2,145.10	1,883.37
	Complementary Grant	5731.10	4,755.29
	Total of Province Government	23,648.60	19,456.29
Local Government	Opening Balance	82,644.48	
	Internal Source	37,671.28	150,654.09
	Revenue Sharing	93,522.68	
	Local Government Total	213,838.44	150,654.09
Grand Total		526,424.84	424,169.39

Note: Local government accounted Rs. 312656.76 million as total fiscal transfer receipts which includes Rs. 69.9 million as other grants and total of Rs. 312586.40 million as equalization, special, conditional and complimentary grants which may differ to TSA data.

Local governments have received Rs. 288,937.80 million and Rs. 23,648.60 million from federal and provincial government respectively as fiscal transfer and spent Rs. 254,059.01 million and Rs. 19,456.29 million from respective sources. Likewise, local governments received Rs. 213,838.44 million from internal source and spent Rs. 150,654.09 million from such fund.

HIGHLIGHTS OF MACRO FISCAL SCENARIO

5

5.1 Federal Government (Government of Nepal)

5.1.1 Major economic indicators

Table 26A :- Major Economic Indicators (at Current Prices)

Particulars	2017/18	2018/19	2019/20	2020/21	2021/22
Gross Domestic Product (GDP) in Million	3455949.00	3858930.00	3914701.00	4266321.00	4851624.66
Gross National Income (GNI) in Million	3478564.00	3898846.00	3960802.00	4284172.00	4882597.50
Gross National Disposable Income (GNDI) in Million	4343235.00	4893631.00	4943024.00	5323554.00	5951799.51
Final consumption Expenditure as Percentage of GDP	85.21	84.70	93.65	93.38	90.73
Gross Domestic saving as percentage of GDP	14.79	15.30	6.35	6.62	9.27
Gross National saving as percentage of GDP	4047.00	42.12	32.61	31.40	31.95
Exports of Goods and Services as percentage of GDP	7.82	7.78	6.76	5.08	6.61
Imports of Goods and Services as percentage of GDP	40.63	41.47	33.89	32.83	41.49
Gross Fixed capital formation as percentage of GDP	32.43	33.82	28.43	27.26	29.37
Resources gap as percentage of GDP	0.92	0.74	4.21	0.63	-5.30
Workers Remittances as percentage of GDP	21.85	22.79	22.35	22.28	20.80
Product Tax as percentage of GDP	12.94	13.45	11.82	12.54	15.43
Total Tax as percentage of GDP	19.10	18.90	17.90	17.90	20.80
Per capita GDP (NRs)	118753.00	130834.00	130957.00	140819.00	164597.73
Per capita GNI (NRs)	119530.00	132187.00	132499.00	141408.00	165648.53
Per capita GNDI (NRs)	149242.00	165915.00	165357.00	175715.00	201922.61

Source: - Nepal Rastra Bank

In fiscal year 2021/22 the GDP increases to 4851624.66 which was 4266321.00 million in fiscal year 2019/20. Similarly, GNI and GNDI are increases to 4882597.5 and 5951799.51 in fiscal year 2020 which was 4284172.00 and 5323554.00 million in fiscal year 2020/21 respectively.

5.1.2 Macro level budget operation

Table 26B: Ratio of major economic indicators with GDP

(Figure in percentage)

Particulars	2017/18	2018/19	2019/20	2020/21	2021/22
Expenditure	36.16	32.05	28.97	28.05	27.00
Recurrent	23.17	20.68	20.82	19.83	19.67
Capital	9.00	6.97	5.02	5.36	4.46
Financing	3.98	4.40	3.13	2.85	2.87
Revenue	24.17	21.17	18.73	19.34	19.34
Foreign Grant Receipt	1.41	0.66	0.49	0.86	0.50
Total Debt Received	7.61	5.51	8.27	8.31	7.52
Internal Loan Receipt	4.72	2.78	5.17	5.25	4.78
Foreign Loan Receipt	2.89	3.67	3.10	3.06	2.74
Total Outstanding Debt	30.44	30.26	37.69	40.73	41.50
Outstanding External Debt	17.43	17.17	21.40	21.91	20.35
Outstanding Internal Debt	13.01	13.08	16.29	18.82	21.14
Total Debt Servicing	2.39	2.17	2.22	2.15	3.04
Re-payment of External Debt	0.62	0.71	0.77	0.86	1.67
Re-payment of Internal Debt	1.23	1.46	1.45	1.28	1.37
Total Investment	-	-	-	15.73	15.19
Investment – Share	-	-	-	8.03	7.37
Investment – Loan	-	-	-	7.70	7.82

In fiscal year 2021/22, the ratio of total expenditure to GDP has decreased to 27 percent from 28.05 percent in fiscal year 2020/21. Consequently, the ratios of capital expenditure to GDP has also decreased to 4.46 percent. Similarly, the ratios of recurrent expenditure to GDP has decreased to 19.67 percent. (See table 26 and figure 1).

Figure 1: Ratio of expenditure to GDP

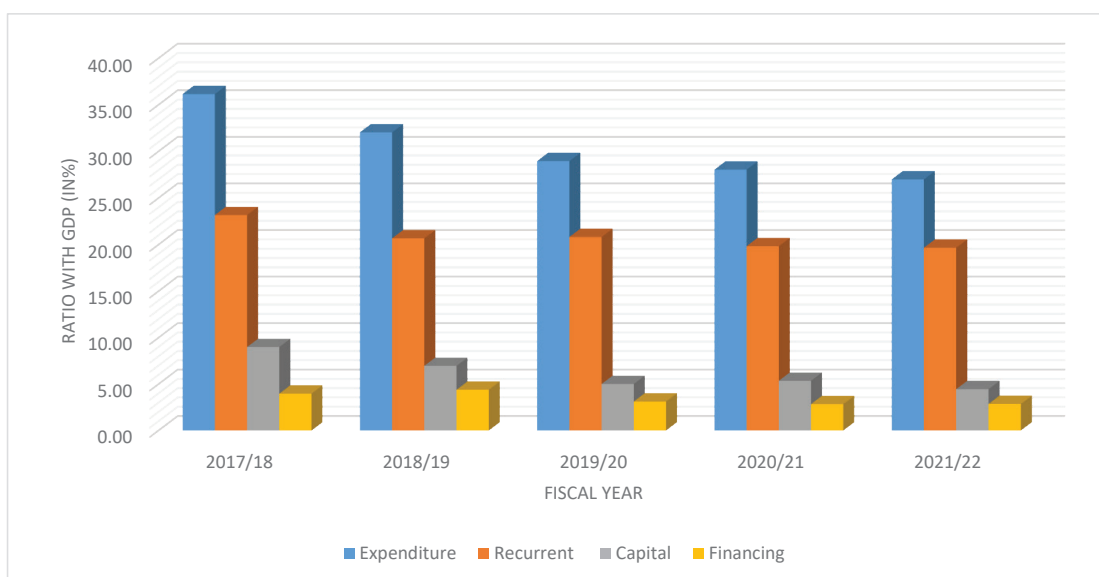
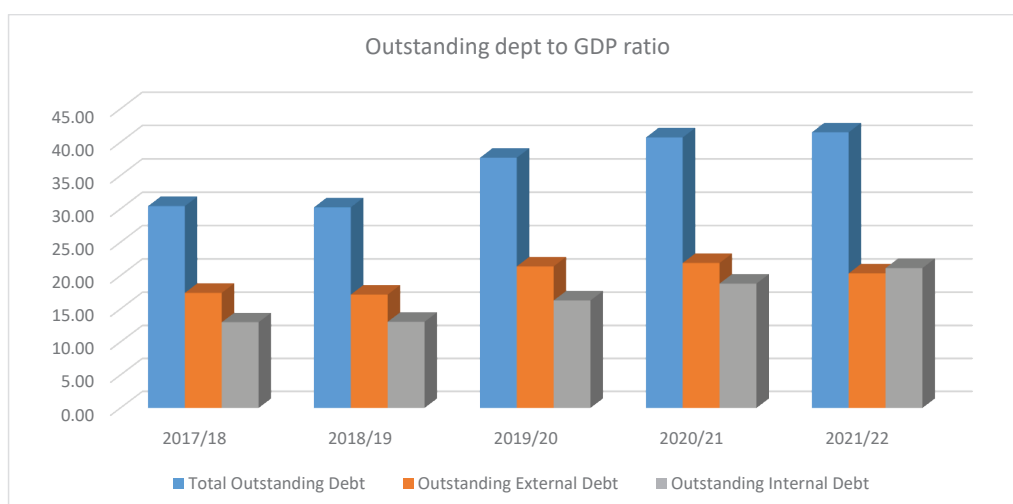
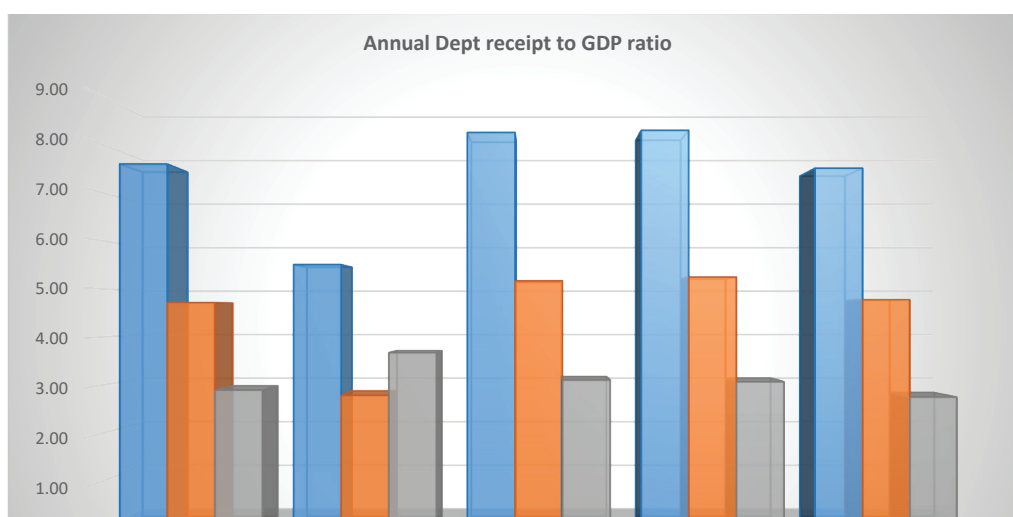


Figure 2: Outstanding debt to GDP Ratio



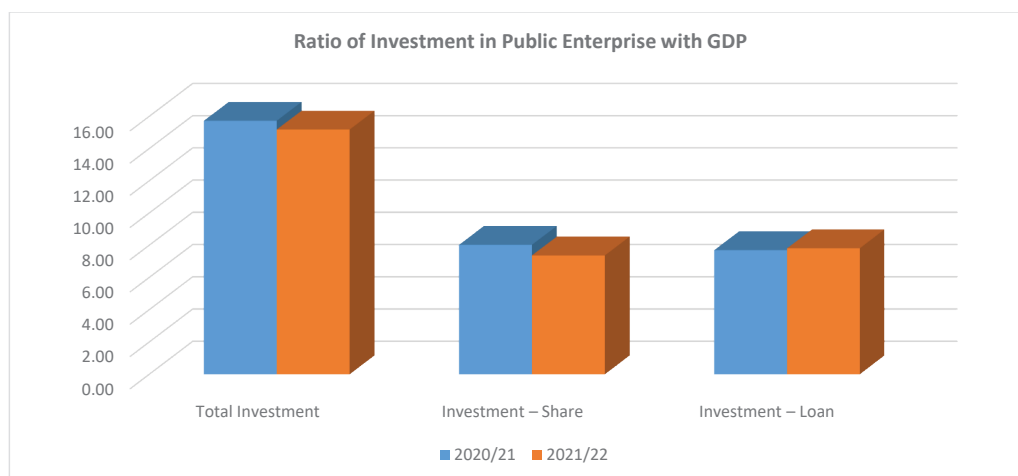
Total outstanding debt to GDP ratio was below 35 percent in fiscal year 2017/18 to fiscal year 2018/19. However, this ratio has crossed 40 percent in last 2 years, and there was significant change in ratio during last two years. The ratio was 40.73 percent and 41.50 percent respectively. The outstanding debt ratio to GDP is significantly below the international average. (See figure 2)

Figure 3: Annual debt receipt to GDP ratio



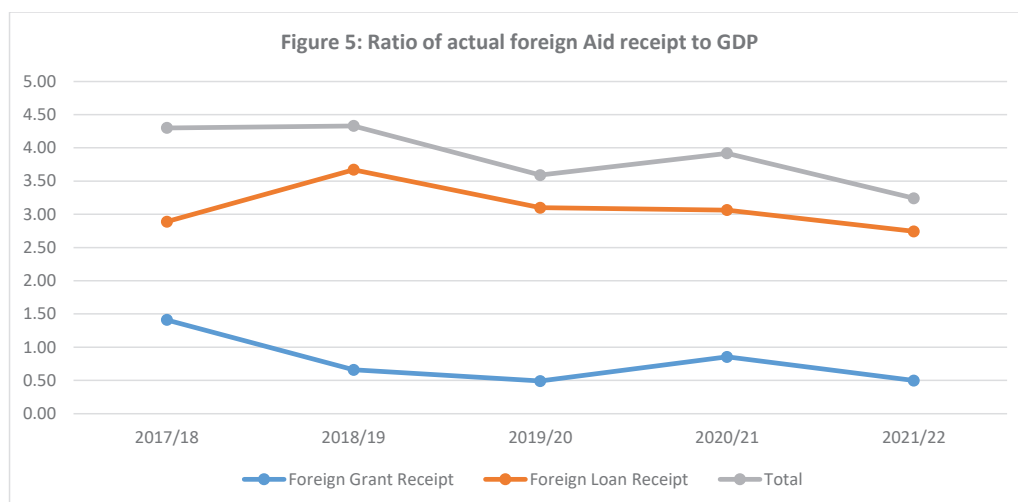
The ratio of total debt receipt to GDP was in decreased from fiscal year 2017/18 (7.61 percent) to fiscal year 2018/19 (5.51 percent). However, the ratio has been increased by 2.76 percent and reached to 8.27 percent in the fiscal year 2019/20. In fiscal year 2020/21 it increases and reached 8.31 but in F/Y 2021/22 it decreased to 7.52 percent (See figure 3)

Figure 4: Ratio of Investment in Public Enterprise with GDP



The ratio of total investment in public enterprises to GDP is 5.19 percent up to fiscal year 2021/22 consisting share investment of 7.37 percent and loan investment of 7.82 percent. (See figure 4)

Figure 5: Ratio of actual foreign aid receipt to GDP



The ratio of foreign assistance receipt to GDP during the period of fiscal year 2016/17 was below 4 percent which is above 4 percent during fiscal year 2017/18 and 2018/19. But this ratio is 3.59 percent in fiscal year 2019/20. In fiscal year 2020/21 and 2021/22 it is 3.92 percent and 3.24 percent. the grant receive ratio is decreasing up to F/Y 2019/20 in this F/Y it decreases to 0.50 percent. However, the loan receipt was in increasing trend up to fiscal year 2020/21. Now it decreased to 3.24 percent.

Table 27: Total revenue collection scenario

(Figure in Percentage)

Fiscal Year	2017/18	2018/19	2019/20	2020/21	2021/22
Revenue/Target Revenue	99.5	96.81	75.66	96.50	79.47
Tax Revenue/ Total Revenue	90.75	87.73	83.75	89.12	91.56
Non-Tax Revenue/ Total Revenue	9.25	12.27	16.25	10.88	8.44

* Total revenue is before revenue sharing.

In the fiscal year 2021/22, actual realization of revenue is 79.47 percent against the initial targeted revenue. The actual realizations of revenue were below against the targets in all fiscal year from 2017/18 to current year. The contribution of tax and non-tax revenue to total revenue during the last five fiscal years is as follows. (See table 27 and figure 6)

Figure 6: Total revenue collection scenario

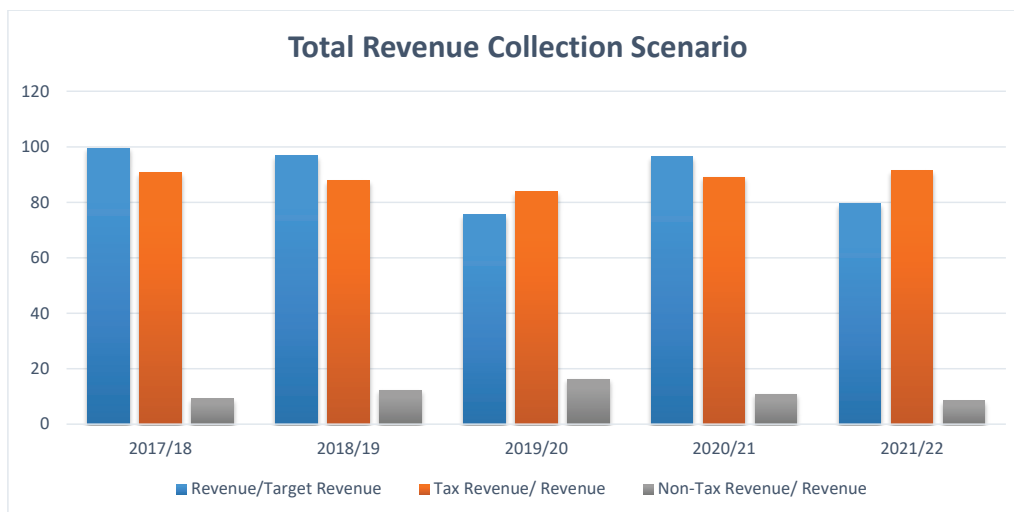
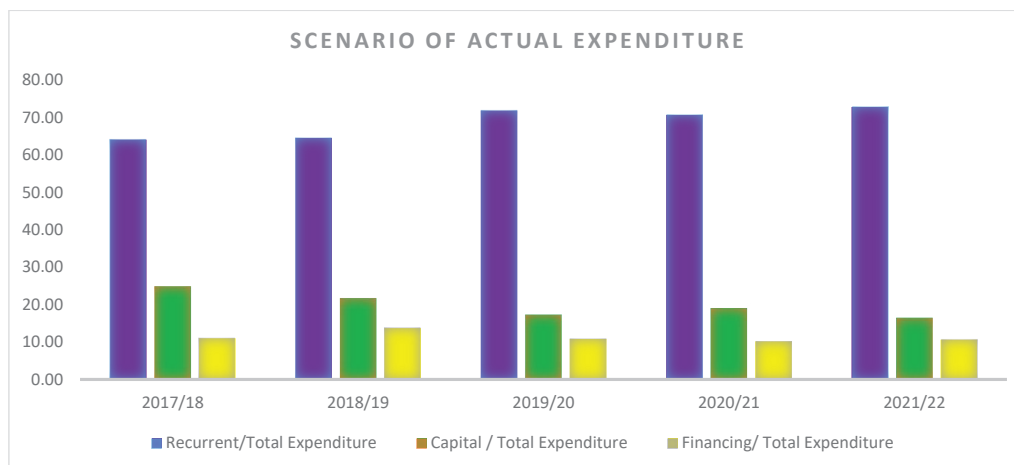


Table 28: Scenario of recurrent, capital & financing expenditure

(Figure in percentage)

Particulars	2017/18	2018/19	2019/20	2020/21	2021/22
Recurrent/Total Expenditure	64.10	64.52	71.87	70.71	72.85
Capital / Total Expenditure	24.90	21.75	17.33	19.12	16.50
Financing/ Total Expenditure	11.00	13.73	10.81	10.16	10.65

Figure 7: Scenario of actual expenditure

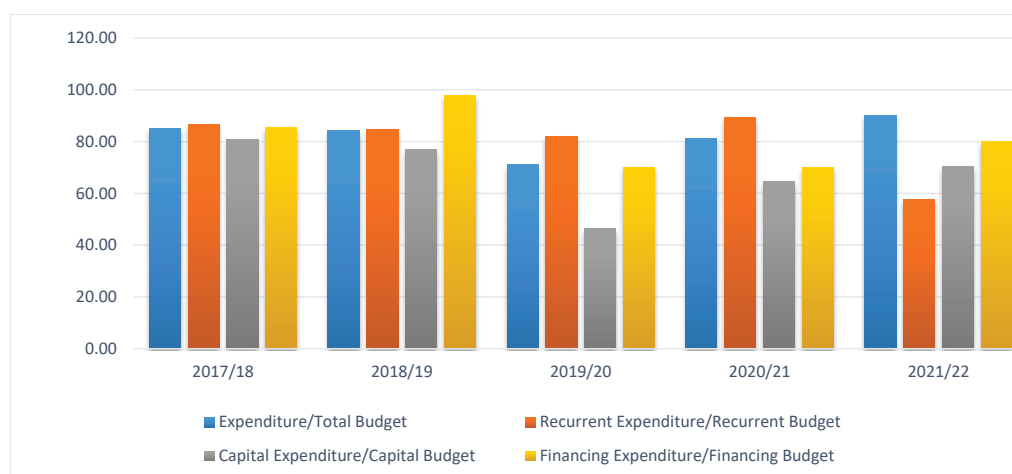


The ratio of recurrent expenditure to total expenditure of fiscal year 2021/22 is 72.85 percent which is in increasing trend. In terms of capital expenditure, the ratio was in an increasing trend till fiscal year 2017/18. In fiscal year 2021/22 it decreased by 2.62 percent than preceding fiscal year and become 16.50 percent. A decreasing trend has been seen in financing expenditure during the period except fiscal year 2018/19. (See table 28 & Figure 7).

Table 29: Ratio of actual expenditure to budget*(Figure in Percentage)*

Particulars	2017/18	2018/19	2019/20	2020/21	2021/22
Expenditure/Total Budget	85.01	84.44	71.18	81.15	90.07
Recurrent Expenditure/Recurrent Budget	86.73	84.74	81.93	89.35	57.60
Capital Expenditure/Capital Budget	80.77	76.93	46.34	64.69	70.48
Financing Expenditure/Financing Budget	85.29	97.92	70.24	69.96	80.23

☞ In fiscal year 2021/22, the actual expenditure to budget is recorded at 90.07 percent which was increased by 8.92 percent than fiscal year 2020/21. (See table 29 and Figure 8)

Figure 8: Ratio of actual expenditure to budget

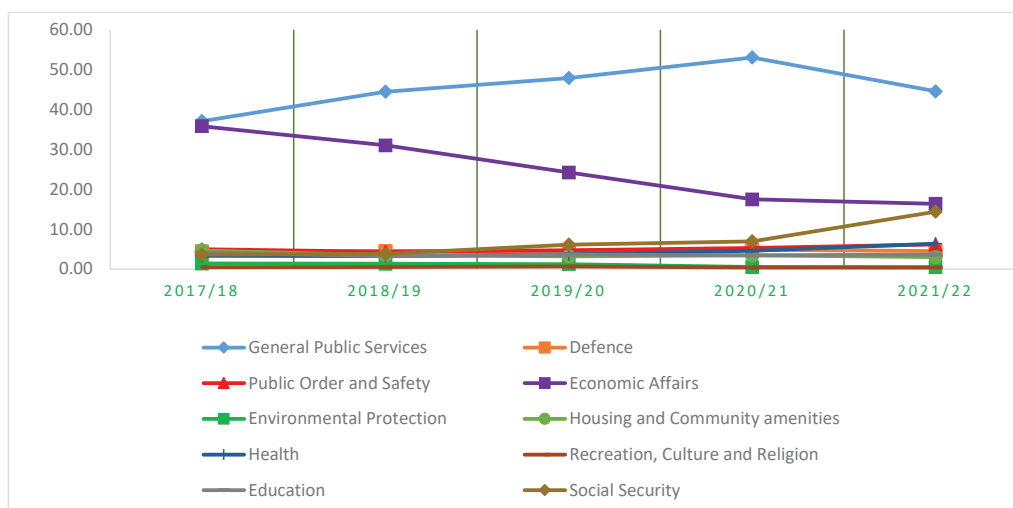
5.1.3 Allocative efficiency

Table 30: Function-wise expenditure*(Percentage on total expenditure)*

Functions	2017/18	2018/19	2019/20	2020/21	2021/22
General Public Services	37.12	44.49	47.93	53.06	44.58
Defence	4.42	4.51	4.56	4.83	4.55
Public Order and Safety	4.96	4.32	4.75	5.31	6.18
Economic Affairs	35.84	31.03	24.23	17.50	16.38
Environmental Protection	1.41	1.33	1.25	0.50	0.47
Housing and Community amenities	4.68	3.46	3.23	3.42	2.99
Health	3.30	3.24	3.68	4.61	6.40
Recreation, Culture and Religion	0.49	0.55	0.63	0.38	0.40
Education	4.14	3.26	3.61	3.46	3.64
Social Security	3.64	3.81	6.13	6.95	14.40
Total	100	100	100	100	100.00

☞ Out of ten functions, general public services and economic affairs cover more than half of the total expenditure since fiscal year 2017/18. The least expenditure is recorded in recreation, culture and religion category in the last five fiscal years. (see table 30 and figure 9)

Figure 9: Function-wise expenditure (Percentage on total expenditure)



5.1.4 Sources of funds

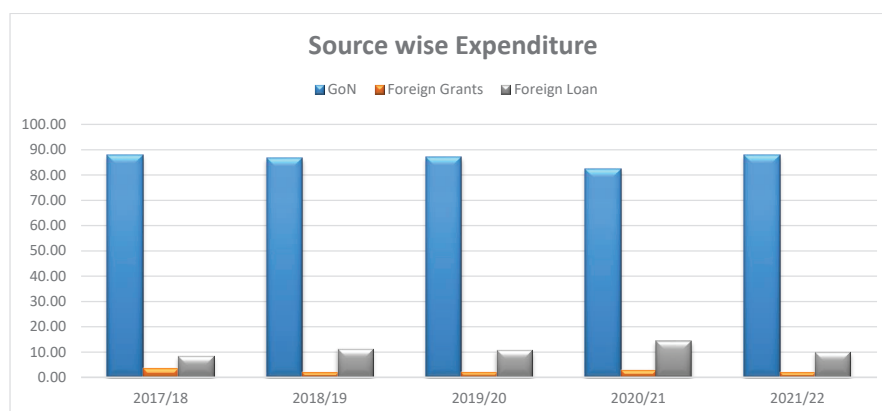
Table 31: Source wise expenditure

(Percentage on total expenditure)

Particulars	2017/18	2018/19	2019/20	2020/21	2021/22
GoN	87.90	86.68	87.20	82.50	87.93
Foreign Grants	3.62	2.01	2.13	3.05	2.10
Foreign Loan	8.48	11.31	10.68	14.45	9.98

- The average contribution of government's internal source in the total expenditure during fiscal year 2017/18 to fiscal year 2021/22 is 86.44 percent. In fiscal year 2017/18, the contribution of government source in total expenditure was 87.90 percent which is decreased to 82.5 percent in the fiscal year 2020/21 and it is increases to 87.93 percent in fiscal year 2021/22.
- In the fiscal year 2021/22, the contribution of foreign grant in total expenditure decreased to 2.105 percent from 3.62 percent of fiscal year 2017/18.
- Contribution of foreign loan on expenditure is in increasing trend up to fiscal year 2020/21. In fiscal year 2021/22 i.e., 9.98 percent. (See table 31 and Figure 10)

Figure 10: Source wise expenditure

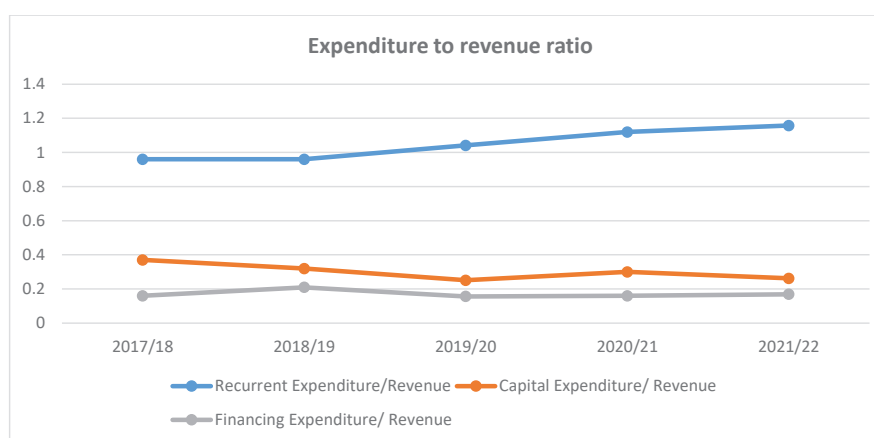


Ratio with revenue

Table 32: Ratio with revenue*(Figure in Percentage)*

Particulars	2017/18	2018/19	2019/20	2020/21	2021/22
Recurrent Expenditure/Total Revenue	0.96	0.96	1.04	1.12	1.16
Capital Expenditure/ Total Revenue	0.37	0.32	0.25	0.30	0.26
Financing Expenditure/ Total Revenue	0.16	0.21	0.16	0.16	0.17

- ☞ Ratio of recurrent expenditure to revenue in fiscal year 2021/22 is 1.16 which was 1.12 in fiscal year 2020/21/20.
- ☞ Ratio of capital expenditure to revenue has decreased to 0.26 in fiscal year 2021/22 from 0.30 in fiscal year 2019/20, and it was in decreasing trend till last five fiscal years.
- ☞ Ratio of financing expenditure to revenue ranges from 0.16 to 0.21 between the fiscal year 2017/18 to 2021/22. (See table 32 and Figure 11)

Figure 11: Expenditure to revenue ratio

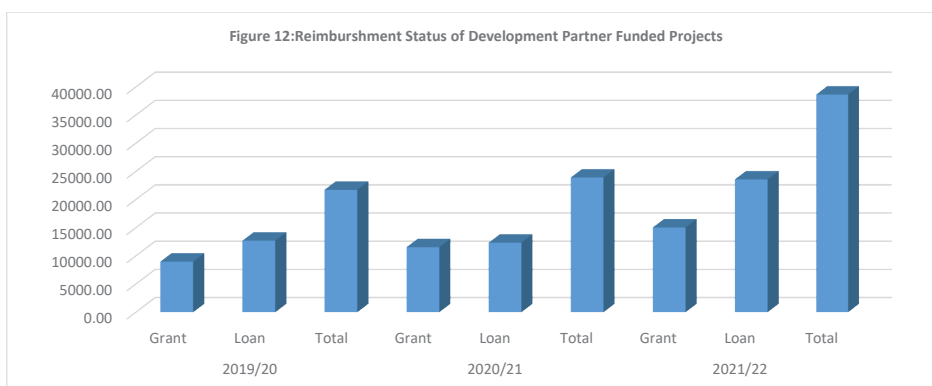
5.1.5 Reimbursement

Table 33: Reimbursement status of development partner funded projects*(Rs. in Million)*

Fiscal Year	2019/20			2020/21			2021/22		
	Grant	Loan	Total	Grant	Loan	Total	Grant	Loan	Total
Opening Balance (Last year's outstanding)	14916.70	26568.80	41485.50	9013.60	12734.30	21747.90	11569.81	12369.05	23938.86
Reimbursable expenditures	11213.00	47183.40	58396.40	16792.61	52256.84	69049.45	14524.82	48012.75	62537.57
Total Reimbursable amount (A)	26129.70	73752.20	99881.90	25806.21	64991.14	90797.35	26094.63	60381.80	86476.43
Receipts (reimbursement) (B)	17116.10	61017.90	78134.00	14236.40	52622.09	66858.49	11395.20	53254.72	64649.92
Adjustment	0.00	0.00	0.00	0.00	0.00	0.00	361.17	16477.79	16838.96
Net Outstanding	9013.60	12734.30	21747.90	11569.81	12369.05	23938.86	15060.60	23604.87	38665.47

- ☞ In development partner funded projects, the total reimbursable amounts in the fiscal year 2021/22 and 2020/21 is Rs. 86476.43 million and Rs. 90797.35 million respectively (a decline of 4.76 percent). In the fiscal year 2021/22, 74.76 percent of the total reimbursable amount has been realized. In fiscal year 2020/21, 73.63 percent was realized. It shows that reimbursement performance has not improved in the fiscal year 2021/22 as compared to the last two fiscal years. (See Table 33, and Figure 12)

Figure 12:Reimbursement status of development partner funded projects



5.1.6 Public debt and investment

Table 34: Debt ratio

(Figure in Percentage)

Debt Ratio	2017/18	2018/19	2019/20	2020/21	2021/22
Outstanding External Debt/Total Debt Outstanding	57.26	56.76	56.78	53.79	50.95
Outstanding Internal Debt/Total Debt Outstanding	42.73	43.24	43.22	46.21	49.05
Disbursement of External Debt/Total Disbursed Debt	39.23	49.48	37.41	36.88	36.47
Domestic Borrowing/Total Disbursed Debt	60.77	50.52	62.59	63.12	63.53
Re-payment of External Debt/Total Debt Repayment	33.39	36.87	40.95	38.67	38.32
Re-payment of Internal Debt/Total Debt Repayment	66.61	63.13	59.05	61.33	61.68
Debt Servicing (Internal)/Total Debt Servicing	68.79	78.25	79.90	82.18	81.28
Debt Servicing (External)/Total Debt Servicing	31.22	21.25	20.10	17.82	18.72

The percentage of outstanding external debt to total outstanding debt is in decreasing trend from fiscal year 2017/18 (57.26 percent) to 2021/22 (50.95 percent). However, it slightly increased in fiscal year 2019/20 by 0.02 percent. Inversely, the percentage of outstanding internal debt to total outstanding debt is in increasing trend which has scaled up to 46.21 percent in fiscal year 2020/21 from that of fiscal year 2017/18 of 42.73 percent. After that it is increasing. In fiscal year 2021/22 reached 49.05 percent. (See table 34 and Figure 13)

Figure 13: Outstanding debt scenario

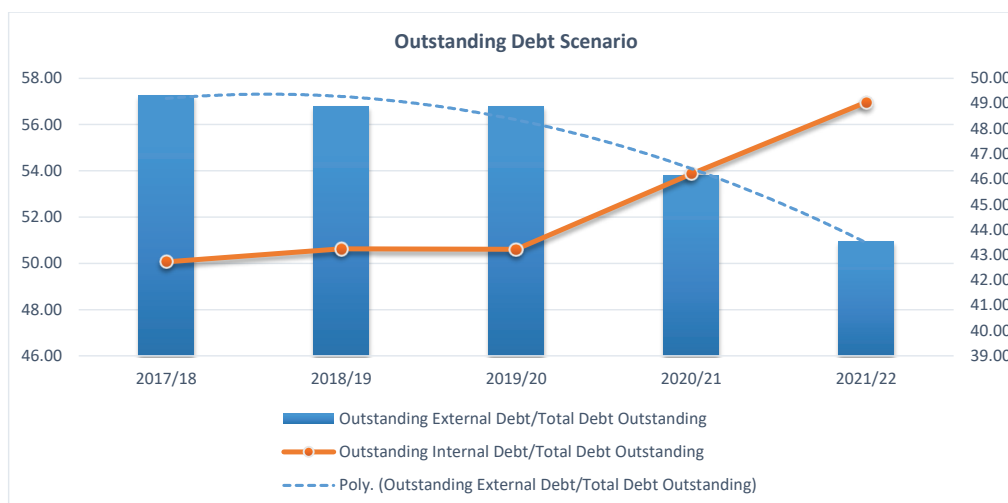
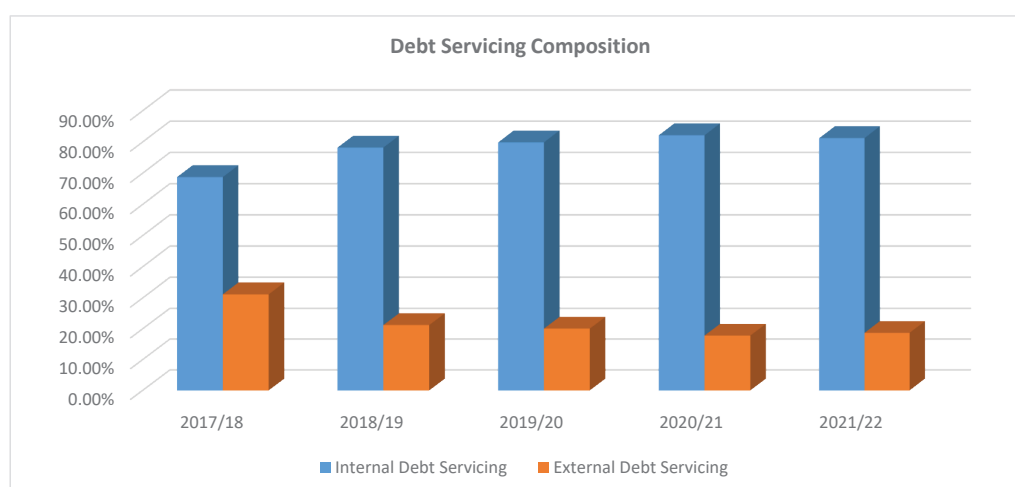


Table 35: Debt Servicing Composition*(Figure in Percentage)*

Fiscal Year	Internal Debt Servicing	External Debt Servicing
2017/18	68.79	31.21
2018/19	78.25	21.25
2019/20	79.90	20.10
2020/21	82.18	17.82
2021/22	81.28	18.72

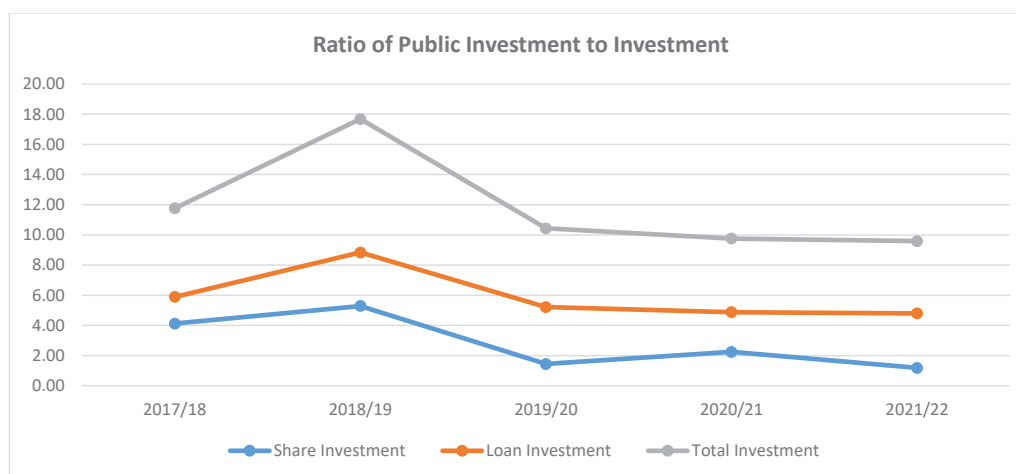
Debt Servicing Scenario is shown in Figure 14, which shows the spending composition of internal and external debt servicing. Share of external debt servicing on total debt servicing has increased to 18.72 percent in fiscal year 2021/22 from 17.82 percent in the previous fiscal year. However, the share of internal debt servicing has decreased to 81.28 percent in fiscal year 2021/22 from 82.18 percent in the previous fiscal year. (See table 35 and Figure 14)

Figure 14: Debt servicing composition**Table 36: Ratio of investment in PE's to total expenditure***(Figure in Percentage)*

Fiscal Year	2017/18	2018/19	2019/20	2020/21	2021/22
Share Investment	4.12	5.29	1.44	2.25	1.19
Loan Investment	1.77	3.55	3.78	2.63	3.61
Total Investment	5.88	8.84	5.22	4.88	4.80

In an average, the ratio of investment in public enterprises and other public entities to total expenditure is 5.98 percent in the previous five fiscal years. The total investment is 4.88 percent of total expenditure in fiscal year 2021/22 which has decreased by 0.34 percent in comparison to the previous fiscal year. (See table 36 and Figure 15)

Figure 15: Ratio of public investment to expenditure



5.1.7 Other Status

Table 37: Ratio of tax revenues with total tax revenue

(Figure in Percentage)

Tax Revenue	2017/18	2018/19	2019/20	2020/21	2021/22
Income Tax	27.18	30.22	34.76	29.10	35.61
Value Added Tax	31.36	26.37	25.57	33.79	31.93
Custom Duties	19.24	21.30	20.18	23.51	19.07
Excise Duties	15.50	15.54	18.41	18.11	10.48

Value Added Tax, Income Tax, Custom Duties, and Excise Duties cover the major portion of tax revenue. Contribution of Income tax and Custom Duties gradually increased. Income tax to tax revenue is highest in fiscal year 2021/22 i.e., 35.61 percent which was decreased to 29.10 percent in fiscal year 2020/21. Custom Duties is 19.07 percent in fiscal year 2021/22 which was decreased by 4.44 percent from fiscal year 2020/21. Excise duties also decreased to 10.48 percent in fiscal year 2021/22 (See Table 37 and Figure 16)

Figure 16: Ratio of tax revenues with total tax revenue

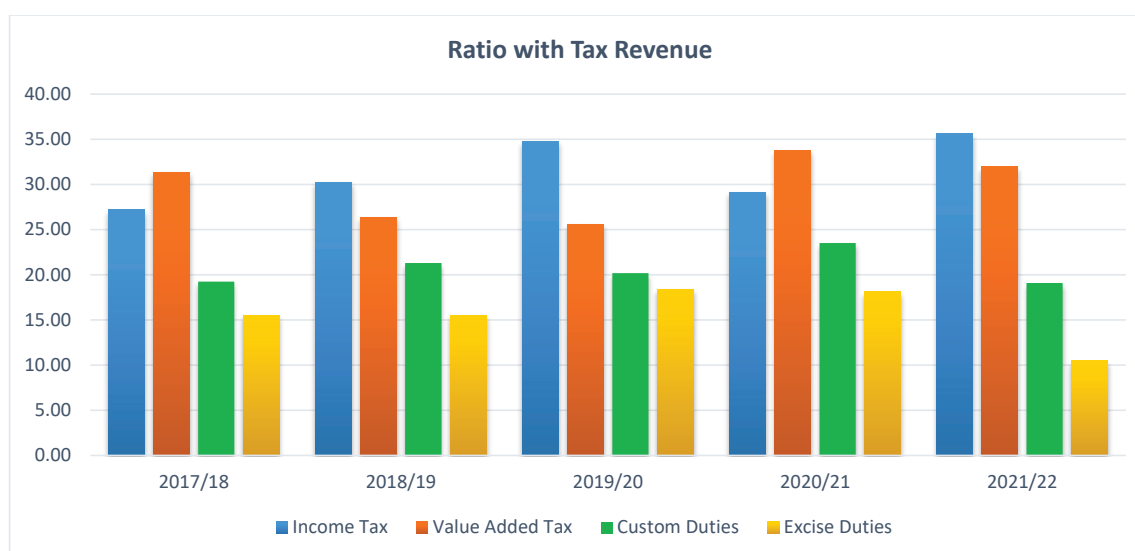


Table 38: Public expenditure pattern*(Figure in Percentage)*

Month	2017/18	2018/19	2019/20	2020/21	2021/22
Jul/Aug (Shrawan)	6	2	0	0.17	0.80
Aug/Sep (Bhadra)	5	7	5	5.56	6.06
Sep/Oct (Ashwin)	5	9	11	11.06	11.05
Oct/Nov (Kartik)	3	4	4	5.68	4.05
Nov/Dec (Marg)	12	6	7	4.96	7.59
Dec/Jan (Paush)	6	6	10	7.30	9.13
Jan/Feb (Magh)	5	7	7	7.04	6.44
Feb/Mar (Falgun)	7	8	11	5.97	6.43
Mar/Apr (Chaitra)	14	8	6	9.96	9.08
Apr/May (Baisakh)	7	8	8	11.23	8.75
May/June (Jestha)	10	11	11	7.69	9.69
Jun/Jul (Ashad)	19	23	19	23.37	20.93

* The expenditure data include direct payments made by the development partners.

☞ During last five fiscal years, expenditure pattern shows that the highest level of expenditure occurs in the last month i.e., Jun/Jul (Ashad) of the fiscal year and that accounts, in an average, almost one fourth of the total annual expenditure. In fiscal year 2021/22 the spending pattern has been observed more on Sep/Oct (Aaswin), May/June (Jestha) and Jun/Jul (Ashad). This type of spending tendencies in the last month of fiscal year can hinder the cash management of the government.

Table 39: Recurrent expenditure pattern**(Figure in Percentage)*

Month	2017/18	2018/19	2019/20	2020/21	2021/22
Jul/Aug (Shrawan)	10	3	0	0.20	1.01
Aug/Sep (Bhadra)	7	10	6	7.27	5.13
Sep/Oct (Ashwin)	6	11	13	14.09	13.42
Oct/Nov (Kartik)	4	4	5	5.61	4.93
Nov/Dec (Marg)	15	6	6	5.98	8.78
Dec/Jan (Paush)	6	7	8	7.30	9.33
Jan/Feb (Magh)	5	8	7	7.62	7.26
Feb/Mar (Falgun)	6	8	11	5.81	6.58
Mar/Apr (Chaitra)	17	8	6	8.41	9.12
Apr/May (Baisakh)	7	9	10	12.19	9.57
May/June (Jesth)	8	11	13	8.32	10.25
Jun/Jul (Ashad)	10	15	14.49	17.19	14.62

* The expenditure data include direct payments made by the development partners.

☞ The recurrent expenditure is recorded at 1.01 percent in the first month and 14.62 percent in the last month of the fiscal year 2021/22.

Table 40: Capital expenditure pattern**(Figure in Percentage)*

Month	2017/18	2018/19	2019/20	2020/21	2021/22
Jul/Aug (Shrawan)	0	1	0	0.06	0.43
Aug/Sep (Bhadra)	1	2	2	1.58	0.77
Sep/Oct (Ashwin)	4	7	7	4.94	5.68
Oct/Nov (Kartik)	2	3	3	6.29	2.73
Nov/Dec (Marg)	4	4	7	2.84	3.52
Dec/Jan (Paush)	6	7	12	6.50	10.36
Jan/Feb (Magh)	7	7	7	5.33	4.62
Feb/Mar (Falgun)	11	8	10	7.37	7.56
Mar/Apr (Chaitra)	9	8	5	11.34	12.32
Apr/May (Baisakh)	6	8	5	8.76	6.70
May/June (Jesth)	10	9	6	7.52	9.11
Jun/Jul (Ashad)	39	36	34	37.47	36.19

* The expenditure data include direct payments made by the development partners.

☞ The tendencies of capital expenditure of government in last month of the fiscal year is in decreasing trend up to fiscal year 2019/20 but in fiscal year 2020/21 and 2021/22 it is increases. The capital expenditure of government is 36.19 percent in last month of the fiscal year which is highest as compared to other preceding months. The last three months constitute about 52 percent of the capital expenditure.

5.1.8 Virement

☞ In fiscal year 2021/22, Virement inward in Recurrent budget is Rs. 127504.16 million, Capital budget Rs. 53910.86 and Financing budget Rs. 15027.32 million. Likewise, Virement outward is Rs. 133220.46 million, Rs. 56641.56 million and Rs. 6580.32 million respectively. The percentage of virement on initial budget is 12.03 percent which was 13.91 percent in fiscal year 2020/21. The detail of virement status has been depicted in annex. (See Annex-6)

5.2. Provincial and Local Government

5.2.1 Revenue of provinces and local governments as percentage of GDP

Table 41: Ratio of provincial and local governments revenue to GDP

SNG	Total revenue* to GDP (%)			
	2018/19	2019/20	2020/21	2021/22
Province No. 1	0.31	0.28	0.29	0.28
Province No. 2	0.26	0.26	0.27	0.31
Bagmati Province	0.52	0.57	0.61	0.66
Gandaki Province	0.25	0.19	0.23	0.23
Lumbini Province	0.29	0.26	0.27	0.29
Karnali Province	0.15	0.14	0.15	0.17

SNG	Total revenue* to GDP (%)			
	2018/19	2019/20	2020/21	2021/22
Sudurpashchim Province	0.2	0.17	0.19	0.19
Total of provinces	1.98	1.87	2.01	2.13
Local Governments (753)	2.17	3.60	4.30	4.41
Grand Total	4.16	5.47	6.30	6.54

**total revenue includes internal source and revenue sharing*

☞ In FY 2021/22, revenue of provinces is 2.13% of GDP whereas local government revenue contributes 4.41% to GDP. Altogether, sub-national government revenue to GDP is 6.54% which is increased from previous year.

5.2.2 Expenditure of provinces and local governments as percentage of GDP

Table 42: Ratio of provincial and local government expenditure to GDP

SNG	Total expenditure to GDP*(%)		
	2019/20	2020/21	2021/22
Province 1	0.61	0.66	0.62
Madhesh	0.43	0.53	0.46
Bagmati	0.60	0.83	0.78
Gandaki Province	0.40	0.60	0.45
Lumbini	0.49	0.75	0.62
Karnali Province	0.29	0.52	0.50
Far-western Province	0.41	0.54	0.43
Total of provinces	3.23	4.43	3.86
Local Governments (753)	8.84	9.18	8.74
Grand Total	12.08	13.60	12.61

**includes expenditure from own source and all types of transfers and authorization.*

☞ In FY 2021/22, total expenditure of sub-national government to GDP is 12.61% comprising 3.86% and 8.74% of provinces and local governments respectively.

ANNEXES

Government of Nepal
Ministry of Finance
Financial Comptroller General Office
Federal Treasury Position
Fiscal Year: 2078/79

(In Rs.)

Fiscal Year	2074/75	2075/76	2076/77	2077/78	2078/79
A. Revenue, Grant and Other Receipt	774,677,190,000.00	772,995,460,000.00	782,809,206,609.44	900,877,427,872.25	1,010,932,367,697.70
Revenue	726,717,600,000.00	733,370,090,000.00	705,498,231,475.27	824,375,718,465.57	938,278,495,263.05
Tax	659,491,500,000.00	643,376,300,000.00	613,390,483,683.13	761,056,633,279.38	859,125,413,572.43
Non Tax	67,226,100,000.00	89,993,790,000.00	92,107,747,792.14	63,319,085,186.19	79,153,081,690.62
Grant (Including Direct Payment)	42,435,770,000.00	29,584,200,000.00	29,745,190,000.00	35,447,660,746.44	24,148,985,499.84
Bilateral External Grant	14,852,519,500.00	10,354,470,000.00	10,410,816,500.00	12,302,850,194.00	3,581,027,808.04
Multilateral External Grant	27,583,250,500.00	19,229,730,000.00	19,334,373,500.00	23,144,810,552.44	20,567,957,691.80
Other Receipts	5,523,820,000.00	10,041,170,000.00	47,565,785,134.17	41,054,048,660.24	48,504,886,934.81
	5,523,820,000.00	10,041,170,000.00	47,565,785,134.17	41,054,048,660.24	48,504,886,934.81
(B) Expenditure (Including Direct Payment)	967,633,220,000.00	957,980,100,000.00	973,233,637,880.62	1,075,053,401,890.12	1,170,529,843,715.07
Recurrent	696,919,550,000.00	716,417,580,000.00	784,148,949,517.58	846,217,309,328.12	954,316,761,521.09
Capital	270,713,670,000.00	241,562,520,000.00	189,084,688,363.04	228,836,092,562.00	216,213,082,193.98
(C) Budget Surplus (+) / Deficit (-) (A-B)	(192,956,030,000.00)	(184,984,640,000.00)	(190,424,430,850.84)	(174,175,974,017.87)	(159,597,476,017.37)
Budget Surplus (+) / Deficit(-) (A-B)	(192,956,030,000.00)	(184,984,640,000.00)	(190,424,430,850.84)	(174,175,974,017.87)	(159,597,476,017.37)
(D) Financing	(112,501,660,000.00)	(76,873,390,000.00)	49,925,891,723.74	(278,908,192,253.07)	(219,029,980,190.68)
Net Internal Loan Investment	15,960,460,000.00	36,360,840,000.00	14,863,777,723.25	31,482,396,315.00	44,361,933,324.62
Internal Loan Investment	19,195,730,000.00	39,426,960,000.00	15,063,401,280.00	34,424,967,012.00	47,300,416,504.37
Less: Internal loan investment refund	(3,235,270,000.00)	(3,066,120,000.00)	(199,623,556.75)	(2,942,570,697.00)	(2,938,483,179.75)
Net External Loan Investment	0.00	0.00	30,984,770,143.78	(280,945,422.38)	0.00
External Loan Investment	0.00	0.00	32,573,299,716.24	0.00	0.00

Government of Nepal
Ministry of Finance
Financial Comptroller General Office
Federal Treasury Position
Fiscal Year: 2078/79

	2074/75	2075/76	2076/77	2077/78	2078/79
Fiscal Year					
Less: External loan investment refund	0.00	0.00	(1,588,529,572.46)	(280,945,422.38)	0.00
Net Share Investment	44,777,040,000.00	58,698,040,000.00	12,727,468,121.92	26,967,313,372.00	15,416,902,839.65
Domestic share investment	44,608,850,000.00	58,457,730,000.00	10,137,882,271.04	26,775,584,478.00	15,221,401,239.65
Less: Domestic share divestment	0.00	0.00	0.00	0.00	0.00
Foreign Share Investment	168,190,000.00	240,310,000.00	2,589,585,850.88	191,728,894.00	195,501,600.00
Less: Foreign Share Investment Re-fund	0.00	0.00	0.00	0.00	0.00
External-net Borrowing	(68,286,960,000.00)	(109,863,340,000.00)	150,858,386,541.27	(151,199,352,885.81)	(106,526,193,974.07)
External principal repayment	18,589,220,000.00	20,038,920,000.00	23,560,447,630.88	23,329,155,687.00	29,415,859,529.90
Less: External Borrowing	(86,876,180,000.00)	(129,902,260,000.00)	127,297,938,910.39	(174,528,508,572.81)	(135,942,053,503.97)
Domestic-Net Borrowing	(104,952,200,000.00)	(62,068,930,000.00)	(159,508,510,806.48)	(185,877,603,631.88)	(172,282,622,380.88)
Domestic principal repayment	37,084,610,000.00	34,313,070,000.00	33,977,029,543.07	36,901,125,333.00	47,337,795,000.00
Less: Domestic Borrowing	(142,036,810,000.00)	(96,382,000,000.00)	(193,485,540,349.55)	(222,778,728,964.88)	(219,620,417,380.88)
(E) Consolidated Fund Balance (Before Misc. Adjustments) (C-D)	(80,454,370,000.00)	(108,111,250,000.00)	104,732,218,235.20	104,732,218,235.20	59,432,504,173.31
Consolidated Fund Balance (Before Misc. Adjustments) (C-)	(80,454,370,000.00)	(108,111,250,000.00)	104,732,218,235.20	104,732,218,235.20	59,432,504,173.31
(F) Miscellaneous Adjustment	28,288,621,593.00	580,000.00	0.00	0.00	(1,380,663,779.81)
Receipt	28,288,092,071.00	580,000.00	0.00		(1,380,663,779.81)
Expenditure	(363,225,239.00)	(135,410,000.00)	(98,786,910.86)	0.00	
Cheque issued but not presented for payment	363,490,000.00	135,410,000.00	98,491,310.86	0.00	0.00
Others	264,761.00	0.00	295,600.00	0.00	0.00

Government of Nepal
Ministry of Finance
Financial Comptroller General Office
Federal Treasury Position
Fiscal Year: 2078/79

(In Rs.)

Fiscal Year	2074/75	2075/76	2076/77	2077/78	2078/79
(G) Consolidated Fund Balance (After Misc. Adjustments) (E-F)	(51,803,052,690.00)	(107,975,260,000.00)	14,344,342,157.06	104,732,301,209.88	58,051,840,393.50
Consolidated Fund Balance (After Misc. Adjustments) (E-F)	(51,803,052,690.00)	(107,975,260,000.00)	14,344,342,157.06	104,732,301,209.88	58,051,840,393.50
Last Fiscal Year Balance	(71,261,609,467.06)	(123,064,662,157.06)	(231,039,922,157.06)	(216,695,584,122.07)	(111,963,282,912.18)
Last Fiscal Year Balance	(71,261,609,467.06)	(123,064,662,157.06)	(231,039,922,157.06)	(216,695,584,122.07)	(111,963,282,912.18)
Federal Treasury Position Up to This Fiscal Year	(123,064,662,157.06)	(231,039,922,157.06)	(216,695,580,000.00)	(111,963,282,912.19)	(53,911,442,518.68)
Federal Treasury Position Up to This Fiscal Year	(123,064,662,157.06)	(231,039,922,157.06)	(216,695,580,000.00)	(111,963,282,912.19)	(53,911,442,518.68)

Government of Nepal
Ministry of Finance
Financial Comptroller General Office
Budget Comparison Sheet
Fiscal Year: 2078/79

(In Rs.)

S.N	Details	Current Fiscal Year 2078/79		
		Initial Budget / Estimates	final Budget / Estimate	Actual Receipt / Payment
1	Revenue, Grant and Other Receipt	1,110,740,500,000.00	1,043,335,600,000.00	1,010,932,367,697.70
2	Revenue and other Receipt	1,180,600,400,000.00	1,152,424,600,000.00	1,114,851,408,837.99
3	Tax including divisibles	1,067,962,500,000.00	1,008,080,900,000.00	984,332,042,258.00
4	Non Tax including divisibles	112,637,900,000.00	89,979,400,000.00	82,014,479,645.18
5	Other Receipts	-	54,364,300,000.00	48,504,886,934.81
6	Revenue Sharing-Province and Local	129,779,800,000.00	133,898,100,000.00	128,068,026,640.13
7	Revenue Transferable to Treasury (2-6)	1,050,820,600,000.00	1,018,526,500,000.00	986,783,382,197.86
8	Grants Including Direct Payment	59,919,900,000.00	24,809,100,000.00	24,148,985,499.84
9	Expenditure(10+11)	1,443,391,600,000.00	1,434,840,056,961.00	1,170,529,843,715.07
10	Recurrent	1,065,293,900,000.00	1,059,566,355,957.00	954,316,761,521.09
11	Capital	378,097,700,000.00	375,273,701,004.00	216,213,082,193.98
12	Budget Surplus(-)/Dificit(+)(1-9)	(332,651,100,000.00)	(391,504,456,961.00)	(159,597,476,017.37)
13	Financing(14+19+22-25)	(332,651,100,000.00)	(172,739,300,000.00)	(219,029,980,190.68)
14	Internal Financial Assets (18-15-16-17)	105,761,000,000.00	116,639,200,000.00	59,583,334,564.27
15	Loan Investment in Public Enterprises	88,504,700,000.00	98,620,571,713.00	47,300,416,504.37
16	Loan Investment in Other Enterprises	-	-	-
17	Share Investment in Public Enterprises	17,256,300,000.00	18,018,628,287.00	15,221,401,239.65
18	Repayment of Loan Investment	-	-	2,938,483,179.75
19	External Financial Assets (20+21)	350,000,000.00	350,000,000.00	195,501,600.00
20	External Loan Investment	-	-	-
21	External Share Investment	350,000,000.00	350,000,000.00	195,501,600.00
22	Internal Liability (24-23)	(190,681,000,000.00)	(150,407,600,000.00)	(172,282,622,380.88)
23	Loan Receipt from Other Institution(Deduct)	239,000,000,000.00	231,303,000,000.00	219,620,417,380.88
24	Repayment of Principal of bonds	48,319,000,000.00	80,895,400,000.00	47,337,795,000.00
25	External Financial Assets(27-26)	(248,081,100,000.00)	(139,320,900,000.00)	(106,526,193,974.07)
26	Receipt of External Loan (Deduct)	283,088,700,000.00	172,878,500,000.00	135,942,053,503.97
27	Repayment of Principal	35,007,600,000.00	33,557,600,000.00	29,415,859,529.90
28	Adjustment(+/-)			
29	Budget Surplus(+)/Dificit(-)(12-13+28)			59,432,504,173.31

Government of Nepal
Ministry of Finance
Financial Comptroller General Office
Federal Government Revenue Collection Details with Divisible
Fiscal Year: 2078/79

(In Rs.)

Revenue Head	2077/78		2078/79	
	Target	Revenue	Target	Revenue
Tax	516,985,400,000.00	506,606,600,000.00	648,407,900,000.00	566,976,613,306.09
Taxes On Income, Profits And Capital Gains	230,465,800,000.00	221,483,510,000.00	280,664,100,000.00	252,188,544,707.64
Tax Applicable To The Income Of Sole Firm And Personal Income	67,186,500,000.00	83,491,600,000.00	99,779,200,000.00	92,504,458,351.03
11111 Tax Applicable To The Income Of Sole Firm And Personal Income	27,116,100,000.00	27,787,140,000.00	34,376,000,000.00	29,988,608,812.44
11112 Tax On Remuneration	26,744,400,000.00	26,945,790,000.00	32,873,400,000.00	33,716,249,826.79
11113 Tax On Capital Gain	13,226,500,000.00	28,758,670,000.00	32,529,800,000.00	28,799,599,711.80
11114 Tax On Agriculture Income	99,500,000.00	0.00	0.00	0.00
Tax Applicable To The Entity	128,348,500,000.00	104,646,660,000.00	131,061,300,000.00	123,013,471,812.17
11121 Tax Applicable To The Profit Of The Entity – Government Enterprise	9,354,700,000.00	5,525,260,000.00	7,642,400,000.00	6,345,875,744.57
11122 Tax Applicable To The Profit Of Entity – Public Limited Company	58,607,500,000.00	51,730,000,000.00	62,849,400,000.00	55,883,130,274.51
11123 Tax Applicable To Profit Of Entity – Private Limited Company	46,040,800,000.00	38,415,150,000.00	48,545,000,000.00	47,918,913,147.48
11124 Tax Applicable To The Profit Of Entity Other Organization	12,629,600,000.00	8,272,200,000.00	10,823,400,000.00	10,926,330,015.13
11125 Tax On Capital Gain - Entity	1,715,900,000.00	704,050,000.00	1,201,100,000.00	1,939,222,630.48
Tax Applicable To The Income From Investment And Other Income	34,930,800,000.00	33,345,250,000.00	49,823,600,000.00	36,670,614,544.44
11131 Tax Applicable To Income From Assets, Rent And Contract	4,044,100,000.00	2,880,780,000.00	4,161,300,000.00	3,134,849,244.10
11132 Tax Applicable To Interest	23,006,200,000.00	22,306,810,000.00	33,995,400,000.00	24,721,592,721.60
11133 Tax Applicable To Bonus	6,098,300,000.00	6,480,410,000.00	9,441,700,000.00	6,313,688,532.56
11134 Tax Applicable To Other Income Related To Investment	44,500,000.00	99,790,000.00	144,700,000.00	539,212,460.98
11135 Unforeseen Benefit Tax	292,000,000.00	189,030,000.00	331,200,000.00	243,226,902.39
11139 Tax Applicable To Other Income	1,445,700,000.00	1,388,430,000.00	1,749,300,000.00	1,718,044,682.81
Taxes On Payroll And Workforce	7,562,900,000.00	6,883,570,000.00	8,813,900,000.00	7,806,007,144.86
Social Security Tax Based On Remuneration	7,562,900,000.00	6,883,570,000.00	8,813,900,000.00	7,806,007,144.86
11211 Social Security Tax Based On Remuneration	7,562,900,000.00	6,883,570,000.00	8,813,900,000.00	7,806,007,144.86
Taxes On Property	59,300,000.00	430,000.00	8,300,000.00	259,748.00

Government of Nepal
Ministry of Finance
Financial Comptroller General Office
Federal Government Revenue Collection Details with Divisible
Fiscal Year: 2078/79

(In Rs.)

Revenue Head	2077/78		2078/79	
	Target	Revenue	Target	Revenue
Tax Applicable To Fixed Property	8,800,000.00	430,000.00	8,300,000.00	247,086.00
11311 Annual Tax Applicable To Personal Property	5,300,000.00	430,000.00	7,200,000.00	247,086.00
11312 Annual Tax Applicable To Institutional Property	3,500,000.00	0.00	1,100,000.00	0.00
Tax On Net Assets	50,500,000.00	0.00	0.00	0.00
11321 House Rent Tax	50,500,000.00	0.00	0.00	0.00
Tax Applicable To Financial And Capital Transaction	0.00	0.00	0.00	12,662.00
11351 Tax Applicable To Financial And Capital Transaction	0.00	0.00	0.00	12,662.00
Taxes On Goods And Services	100,606,400,000.00	99,286,710,000.00	131,953,800,000.00	108,278,195,769.34
Value Added Tax (Vat)	1,928,200,000.00	104,570,000.00	0.00	51,652,728.05
11411 Value Added Tax Received After Sharing And Allocation	0.00	0.00	0.00	0.00
11412 Tax On Received Share According To Source	1,928,200,000.00	104,570,000.00	0.00	0.00
11419 Value Added Tax Received From Other Sources Without Sharing And Allocation	0.00	0.00	0.00	51,652,728.05
Excise Duty	59,163,100,000.00	56,225,000,000.00	78,974,400,000.00	63,653,617,185.38
11422 Excise Duty Import	56,580,100,000.00	52,194,960,000.00	71,365,900,000.00	57,301,453,518.38
11423 Health Hazard Tax, Domestic Production	0.00	4,007,940,000.00	4,117,700,000.00	6,265,541,711.00
11424 Health Hazard Tax, Foreign Product	2,583,000,000.00	22,100,000.00	3,490,800,000.00	86,621,956.00
Tax Applicable To Special Service	1,906,200,000.00	395,520,000.00	1,010,000,000.00	1,248,161,268.40
11441 Foreign Employment Service Tax	0.00	0.00	0.00	0.00
11442 Health Service Tax	556,500,000.00	27,880,000.00	0.00	7,334,439.81
11443 Education Service Tax – Educational Organization	388,500,000.00	19,120,000.00	0.00	78,210,578.05
11444 Education Service Tax – Abroad Studies	961,200,000.00	348,520,000.00	1,010,000,000.00	1,162,616,250.54
Tax Applicable To The Use Of Infrastructure Service And Means Of Transport	37,607,900,000.00	40,856,150,000.00	51,969,400,000.00	43,248,276,767.70
11451 Vehicle Tax	211,300,000.00	3,780,000.00	12,400,000.00	170,850.00
11452 Tax Applicable To The Use Of Infrastructure Services	1,351,100,000.00	638,290,000.00	1,064,400,000.00	805,454,182.07

Government of Nepal
Ministry of Finance
Financial Comptroller General Office
Federal Government Revenue Collection Details with Divisible
Fiscal Year: 2078/79

(In Rs.)

Revenue Head	2077/78		2078/79	
	Target	Revenue	Target	Revenue
11453 Tax On Road Repair And Improvement	6,788,300,000.00	10,496,200,000.00	14,355,300,000.00	11,316,374,662.49
11454 Road Construction And Maintenance Tax	14,195,100,000.00	7,280,120,000.00	10,241,400,000.00	7,069,701,358.04
11455 Infrastructure Tax	15,062,100,000.00	22,437,760,000.00	26,295,900,000.00	24,056,575,715.10
Other Tax Applicable To Goods And Services	1,000,000.00	1,705,470,000.00	0.00	76,487,819.81
11461 Other Tax Applicable To Goods And Services	1,000,000.00	1,705,470,000.00	0.00	76,487,819.81
11462 Health Risk Tax Import		0.00	0.00	0.00
Taxes On International Trade And Transactions	178,281,200,000.00	178,951,860,000.00	226,966,900,000.00	198,703,184,956.92
Customs Fee On Import	170,431,400,000.00	168,185,220,000.00	213,792,300,000.00	187,311,264,576.52
11511 Customs - Import	170,429,100,000.00	168,185,220,000.00	213,792,300,000.00	187,311,264,576.52
11512 Return Of Indian Excise Duty	300,000.00	0.00	0.00	0.00
11513 Local Development Fee On Import		0.00	0.00	0.00
11514 Other Taxes on Import	2,000,000.00	0.00	0.00	0.00
Customs Fee On The Export	295,600,000.00	287,070,000.00	624,900,000.00	400,604,102.00
11521 Customs Fee On The Export	283,300,000.00	104,210,000.00	364,900,000.00	380,698,091.00
11522 Export Service Charge	12,300,000.00	182,860,000.00	260,000,000.00	19,906,011.00
11523 Other Charges On Export	0.00	0.00	0.00	0.00
Other Tax Based On Foreign Trade	7,554,200,000.00	10,479,570,000.00	12,549,700,000.00	10,991,316,278.40
11561 Agriculture Improvement Fee	6,964,300,000.00	9,435,210,000.00	11,091,800,000.00	9,064,142,691.70
11562 Other Income Related To The Customs	589,900,000.00	1,044,360,000.00	1,457,900,000.00	1,927,173,586.70
Other Taxes	9,800,000.00	520,000.00	900,000.00	420,979.33
Payments To Be Made By Businessmen	8,500,000.00	0.00	0.00	400.00
11611 Payments To Be Made By Businessmen	0.00	0.00	0.00	400.00
11612 Agency Registration Fee	0.00	0.00	0.00	0.00
11614 Radio/FM Operation Fees	8,100,000.00	0.00	0.00	0.00
11615 Television operation fee	400,000.00	0.00	0.00	0.00
11621 Payment To Be Made By Other Except Businessmen	0.00	0.00	0.00	0.00

Government of Nepal
Ministry of Finance
Financial Comptroller General Office
Federal Government Revenue Collection Details with Divisible
Fiscal Year: 2078/79

(In Rs.)

Revenue Head	2077/78		2078/79	
	Target	Revenue	Target	Revenue
Payment To Be Made By Other Except Businessmen	0.00	0.00	0.00	0.00
11622 Fire Arms Registration	0.00	0.00	0.00	0.00
Other Tax	1,300,000.00	520,000.00	900,000.00	420,579.33
11691 Other Tax	1,300,000.00	520,000.00	900,000.00	420,579.33
Grants	0.00	0.00	0.00	15,515,091,849.08
Bilateral Foreign Grant	0.00	0.00	0.00	884,654,388.39
Bilateral Foreign Current Grant	0.00	0.00	0.00	848,407,538.39
13111 Bilateral Foreign Current Grant	0.00	0.00	0.00	848,407,538.39
Bilateral Foreign Capital Grant	0.00	0.00	0.00	36,246,850.00
13121 Bilateral Foreign Capital Grant	0.00	0.00	0.00	36,246,850.00
Bilateral Educational Grant	0.00	0.00	0.00	14,630,437,460.69
Bilateral Educational Current Grant	0.00	0.00	0.00	6,685,688,164.57
13211 Current Bilateral Grant Received From International Inter-Government Organization	0.00	0.00	0.00	6,271,405,891.57
13212 Current Bilateral Grant Received From International Non-Government Organization	0.00	0.00	0.00	414,282,273.00
Multilateral Foreign Capital Grant	0.00	0.00	0.00	7,944,749,296.12
13221 Capital Grant Received From International Inter Government Organization	0.00	0.00	0.00	7,944,749,296.12
Other Revenue	93,245,800,000.00	61,276,050,000.00	104,803,000,000.00	75,730,806,762.67
Income Received From Property	46,732,000,000.00	25,895,380,000.00	43,146,600,000.00	20,805,451,010.79
Interest	16,990,500,000.00	8,410,250,000.00	11,102,800,000.00	6,188,692,283.68
14111 Interest Received From Financial Institutions	1,475,300,000.00	3,710,000.00	5,600,000.00	229,366,195.00
14112 Interest Received From Business Institutions	100,000.00	10,000.00	0.00	11,664.11
14113 Interest Received From Industrial Institutions	0.00	0.00	0.00	12,575,613.25
14114 Interest Received From Service Institutions	15,314,900,000.00	7,150,000,000.00	9,837,700,000.00	5,880,000,000.00
14119 Interest Received From Other Institutions	200,200,000.00	1,256,530,000.00	1,259,500,000.00	66,738,811.32
Dividends	20,285,300,000.00	12,981,470,000.00	20,249,800,000.00	9,593,437,936.22

Government of Nepal
Ministry of Finance
Financial Comptroller General Office
Federal Government Revenue Collection Details with Divisible
Fiscal Year: 2078/79

(In Rs.)

Revenue Head	2077/78		2078/79	
	Target	Revenue	Target	Revenue
14121 Bonus Received From Financial Institutions	17,513,400,000.00	7,273,680,000.00	10,798,100,000.00	6,272,128,612.19
14122 Bonus Received From Business Institutions	554,300,000.00	188,150,000.00	245,100,000.00	4,347,330.00
14123 Bonus Received From Industrial Institutions	0.00	0.00	0.00	1,500.00
14124 Bonus Received From Service Institutions	2,208,900,000.00	5,489,770,000.00	9,167,900,000.00	3,268,357,881.91
14129 Bonus Received From Other Institutions	8,700,000.00	29,870,000.00	38,700,000.00	48,602,612.12
Rent And Royalty	9,450,700,000.00	4,490,510,000.00	11,784,900,000.00	4,811,228,320.68
14151 Income Received From The Rent On Government Property	316,100,000.00	236,640,000.00	446,400,000.00	261,175,365.23
14152 Royalty Received From Casino	423,300,000.00	10,610,000.00	158,800,000.00	931,102,200.00
14153 Forestry Royalty Received From Shared Allocation	0.00	0.00	371,900,000.00	0.00
14154 Royalty Related To Mining And Minerals Received After Shared Allocation	0.00	0.00	3,241,800,000.00	0.00
14156 Royalty Related To Electricity Received After Shared Allocation		0.00	0.00	0.00
14159 Royalty Received From Other Sources	34,000,000.00	4,150,200,000.00	7,373,500,000.00	3,555,951,511.45
14171 Royalty and Other Income from the Sales of Forest Products	67,800,000.00	0.00	0.00	0.00
14172 Royalty from Mine Extraction	0.00	0.00	0.00	0.00
14173 Income & Royalty from Water Resources Sector Hydro Power Projects	463,100,000.00	0.00	0.00	0.00
14175 Royalty From Trekking	349,400,000.00	0.00	0.00	0.00
14176 Royalty From Tourism service	3,400,000.00	0.00	0.00	0.00
14177 Land And Building Registration Fee	0.00	93,060,000.00	164,100,000.00	62,999,244.00
14178 Vehicle Tax	0.00	0.00	100,000.00	0.00
14179 Other Royalty	7,793,600,000.00	0.00	28,300,000.00	0.00
Excise Duty	5,500,000.00	13,150,000.00	9,100,000.00	212,092,470.21
14191 Tourism Fee	5,500,000.00	5,650,000.00	9,100,000.00	59,312,542.78

Government of Nepal
Ministry of Finance
Financial Comptroller General Office
Federal Government Revenue Collection Details with Divisible
Fiscal Year: 2078/79

(In Rs.)

Revenue Head	2077/78		2078/79	
	Target	Revenue	Target	Revenue
14192 Trekking Fee	0.00	7,500,000.00	0.00	152,779,927.43
Amount Received From The Sale Of Goods And Services	25,667,100,000.00	25,209,930,000.00	40,863,800,000.00	32,851,920,930.70
Amount Received From The Sale Of Goods And Services	12,381,700,000.00	11,130,300,000.00	17,384,100,000.00	11,567,060,435.82
14211 Amount Received From The Sale Of Agriculture Product	317,900,000.00	249,720,000.00	363,700,000.00	175,327,533.77
14212 Amount Received From The Sale Of Goods And Services	194,100,000.00	124,750,000.00	159,400,000.00	155,484,953.58
14213 Amount Received From The Sale Of Other Things	239,500,000.00	268,010,000.00	517,000,000.00	261,660,088.65
14214 Telecommunication Service Fee	9,950,900,000.00	9,124,790,000.00	14,277,400,000.00	9,550,900,688.61
14215 Fee For Telephone Ownership	1,582,600,000.00	1,360,650,000.00	2,063,700,000.00	1,420,775,697.21
14216 Fee For The Private Water Tap	100,000.00	0.00	0.00	0.00
14217 Fee For The Use Of Canal And Irrigation Channel	1,300,000.00	1,510,000.00	1,800,000.00	2,249,033.00
14218 Electricity Service Fee	900,000.00	870,000.00	1,100,000.00	662,441.00
14219 Fee For Other Service And Sales	94,400,000.00	0.00	0.00	0.00
Administrative Service Fee	13,268,800,000.00	11,009,400,000.00	18,933,900,000.00	17,769,196,445.85
14221 Judicial Fee	1,398,700,000.00	1,330,110,000.00	2,512,800,000.00	1,685,759,711.87
14222 Postal Service Fee	361,700,000.00	211,880,000.00	365,600,000.00	245,593,236.03
14223 Income From Education Sector	564,100,000.00	551,520,000.00	998,900,000.00	572,945,294.57
14224 Examination Fee	558,800,000.00	343,250,000.00	605,300,000.00	1,033,851,860.25
14225 Income Of Transport Sector	16,600,000.00	49,620,000.00	79,300,000.00	107,089,576.00
14226 License Fee For Export-Import	140,100,000.00	230,740,000.00	361,200,000.00	203,643,634.00
14227 Passport Fee	3,827,500,000.00	2,503,950,000.00	4,016,200,000.00	7,127,118,597.26
14228 Visa Fee	2,793,800,000.00	1,091,010,000.00	1,821,700,000.00	2,007,400,381.17
14229 Other Administrative Service Fee	3,607,500,000.00	4,697,320,000.00	8,172,900,000.00	4,785,794,154.70
Other Administrative Fees	16,600,000.00	1,545,170,000.00	2,511,700,000.00	1,983,159,858.10
14251 Company Registration Fee	13,900,000.00	1,249,870,000.00	2,039,500,000.00	1,632,951,634.00
14252 Agency Registration Fee	2,700,000.00	4,930,000.00	8,800,000.00	5,169,228.00
14254 Radio/FM Operation Fee	0.00	15,390,000.00	25,600,000.00	18,791,038.01

Government of Nepal
Ministry of Finance
Financial Comptroller General Office
Federal Government Revenue Collection Details with Divisible
Fiscal Year: 2078/79

(In Rs.)

Revenue Head	2077/78		2078/79	
	Target	Revenue	Target	Revenue
14255 Television License Fee	0.00	269,050,000.00	427,400,000.00	288,190,489.09
14257 Weapons License Fee	0.00	5,930,000.00	10,400,000.00	38,057,469.00
Other Administrative Service Fees	0.00	1,525,060,000.00	2,034,100,000.00	1,532,504,190.93
14261 Mining And Minerals Related Fee	0.00	150,000.00	1,100,000.00	0.00
14262 Electricity Related Fee	0.00	1,467,650,000.00	1,938,600,000.00	1,468,552,750.00
14263 Other Fee Related To Water Resources	0.00	710,000.00	800,000.00	38,900.00
14264 Forest Sector Other Fee	0.00	54,820,000.00	90,000,000.00	63,601,683.93
14265 Income From Other Areas	0.00	1,730,000.00	3,600,000.00	310,857.00
Fine, Penalty And Confiscation	2,146,900,000.00	2,653,190,000.00	4,404,200,000.00	2,909,999,396.96
Fine, Penalty And Confiscation	2,146,900,000.00	2,653,190,000.00	4,404,200,000.00	2,909,999,396.96
14311 Judicial Fine, Penalty And Confiscation	291,400,000.00	326,710,000.00	498,100,000.00	413,077,875.29
14312 Administrative Fine, Penalty And Confiscation	1,855,500,000.00	2,230,150,000.00	3,696,100,000.00	2,367,873,267.28
14313 Write Off Of Retention Money	0.00	96,330,000.00	210,000,000.00	129,048,254.39
Transfer/Handover Except Grant	5,500,000.00	600,000.00	1,400,000.00	0.00
Current Handover	5,500,000.00	600,000.00	1,400,000.00	0.00
14411 Current Handover	5,500,000.00	600,000.00	1,400,000.00	0.00
Capital Handover	0.00	0.00	0.00	0.00
14421 Capital Handover/Transfer	0.00	0.00	0.00	0.00
Miscellaneous Revenue	18,694,300,000.00	7,516,950,000.00	16,387,000,000.00	19,163,435,424.22
Current Claim And Other Fees	0.00	9,620,000.00	17,200,000.00	180,000.00
14511 Receipt Of Insurance Claim	0.00	9,620,000.00	17,200,000.00	180,000.00
Other Revenue	18,691,000,000.00	7,488,400,000.00	16,283,500,000.00	19,158,429,767.22
14521 Pollution Control Fee	2,086,600,000.00	3,408,380,000.00	5,753,200,000.00	3,696,745,243.89
14529 Other Fees	16,604,400,000.00	4,080,020,000.00	10,530,300,000.00	15,461,684,523.33
Capital Revenue	3,300,000.00	18,930,000.00	86,300,000.00	4,825,657.00
14531 The Amount Received From The Sale Of Government Property (House And Land), Goodwill	3,300,000.00	18,930,000.00	86,300,000.00	4,825,657.00
Miscellaneous Receipt	0.00	40,433,010,000.00	0.00	48,505,161,934.81
Miscellaneous Receipt	0.00	40,433,010,000.00	0.00	48,505,161,934.81
Miscellaneous Receipt	0.00	40,433,010,000.00	0.00	48,505,161,934.81

Government of Nepal
Ministry of Finance
Financial Comptroller General Office
Federal Government Revenue Collection Details with Divisible
Fiscal Year: 2078/79

(In Rs.)

Revenue Head	2077/78		2078/79	
	Target	Revenue	Target	Revenue
15111 Irregularities	0.00	8,700,390,000.00	0.00	9,482,390,137.42
15112 Return Of Released Amount	0.00	4,344,910,000.00	0.00	4,248,284,909.00
15113 Grant Returned	0.00	27,387,710,000.00	0.00	34,774,486,888.39
Financial Asset	0.00	0.00	0.00	0.00
Internal Financial Asset	0.00	0.00	0.00	0.00
Cash And Bank Balance	0.00	0.00	0.00	0.00
32121 Cash	0.00	0.00	0.00	0.00
Liability	401,527,200,000.00	368,005,280,000.00	427,382,112,000.00	422,553,311,950.49
Internal Liability	21,500,000.00	0.00	419,565,012,000.00	0.00
Value Added Tax	0.00	0.00	316,360,900,000.00	0.00
33111 Vat - Production	0.00	0.00	41,257,000,000.00	0.00
33112 Vat - Import	0.00	0.00	179,687,900,000.00	0.00
33113 Vat - Goods, Sales & Distribution	0.00	0.00	33,478,600,000.00	0.00
33114 Vat - Services & Contracts	0.00	0.00	39,950,700,000.00	0.00
33115 Vat - Services, Tourism	0.00	0.00	1,359,800,000.00	0.00
33116 Vat - Telephone, Insurance & Air Travel	0.00	0.00	14,828,500,000.00	0.00
33117 Vat - Non Registered(Reverse Charge)	0.00	0.00	5,798,400,000.00	0.00
Excise	0.00	0.00	103,193,500,000.00	0.00
33131 Tobacco	0.00	0.00	24,634,600,000.00	0.00
33132 Alcohol	0.00	0.00	32,522,100,000.00	0.00
33133 Beer	0.00	0.00	27,463,500,000.00	0.00
33134 Excise On Other Produced Items	0.00	0.00	18,573,300,000.00	0.00
Divisible Royalty, Registration & Other Administrative Fee	21,500,000.00	0.00	10,612,000.00	0.00
33159 Other Revenue(Sharing)	0.00	0.00	900,000.00	0.00
33345 Other Fee From Tourists	21,500,000.00	0.00	9,712,000.00	0.00
Revenue To Be Allocated	401,505,700,000.00	368,005,280,000.00	7,817,100,000.00	422,553,311,950.49
Value Added Tax (Vat)	300,240,400,000.00	281,914,530,000.00	0.00	314,227,703,913.52
33311 Vat - Production	36,815,400,000.00	35,148,050,000.00	0.00	37,985,755,392.16
33312 Vat -Import	190,132,400,000.00	165,483,380,000.00	0.00	198,437,134,828.06
33313 Vat – Goods Sale & Distribution	24,814,300,000.00	27,657,330,000.00	0.00	29,292,493,277.33

Government of Nepal
Ministry of Finance
Financial Comptroller General Office
Federal Government Revenue Collection Details with Divisible
Fiscal Year: 2078/79

(In Rs.)

Revenue Head	2077/78		2078/79	
	Target	Revenue	Target	Revenue
33314 Vat – Consultancy And Contract	27,186,700,000.00	35,073,520,000.00	0.00	29,021,557,299.72
33315 Vat – Tourism Service Collection	1,736,100,000.00	697,510,000.00	0.00	1,228,435,903.52
33316 Vat – Communication Service, Insurance, Air Flight And Collection Of Other Services	13,575,900,000.00	12,741,890,000.00	0.00	12,801,945,355.88
33317 Vat – To Be Collected From The Unregistered	5,979,600,000.00	5,112,850,000.00	0.00	5,460,381,856.85
Excise Fee For Allocation	95,783,500,000.00	81,585,540,000.00	0.00	103,127,725,038.39
33331 Excise Fee - Tobacco Related Material	19,064,800,000.00	20,328,960,000.00	0.00	24,565,924,209.12
33332 Excise Fee – Alcoholic Drink	31,498,000,000.00	24,366,600,000.00	0.00	30,339,082,081.06
33333 Excise Fee - Beer	26,117,400,000.00	20,985,310,000.00	0.00	30,989,375,123.27
33334 Excise Fee – Other Industrial Products	19,103,300,000.00	15,904,670,000.00	0.00	17,233,343,624.94
Natural Resources Royalty To Be Shared	5,481,800,000.00	4,497,870,000.00	7,580,000,000.00	5,192,435,170.69
33361 Royalty On Forest Sector	817,500,000.00	172,870,000.00	1,019,800,000.00	331,546,493.67
33362 Royalty Related To Mines And Minerals	763,100,000.00	938,100,000.00	2,072,800,000.00	1,269,494,435.15
33363 Royalty Related To Water Resources	0.00	0.00	0.00	0.00
33364 Royalty Related To Electricity	0.00	2,826,870,000.00	3,135,900,000.00	3,057,862,688.42
33365 Mountaineering Royalty	549,400,000.00	560,030,000.00	1,351,500,000.00	533,531,553.45
33369 Income And Royalty From Other Natural Resources	3,351,800,000.00	0.00	0.00	0.00
Other Shareable Revenue	0.00	7,340,000.00	237,100,000.00	5,447,827.89
33391 Collection Of Other Shareable Revenue	0.00	7,340,000.00	237,100,000.00	5,447,827.89
Total	1,011,758,400,000.00	976,320,940,000.00	1,180,593,012,000.00	1,129,280,985,803.14

Government of Nepal
Ministry of Finance
Financial Comptroller General Office
Revenue Utilization
Fiscal Year: 2078/79

(In Rs.)

Economic Code	Revenue Head	2077/78	2078/79	Remark
Tax		761,056,630,000.00	859,125,413,572.44	
	Taxes On Income, Profits And Capital Gains	221,483,510,000.00	252,188,544,707.64	
	Tax Applicable To The Income Of Sole Firm And Personal Income	83,491,600,000.00	92,504,458,351.03	
	11111 Tax Applicable To The Income Of Sole Firm And Personal Income	27,787,140,000.00	29,988,608,812.44	
	11112 Tax On Remuneration	26,945,790,000.00	33,716,249,826.79	
	11113 Tax On Capital Gain	28,758,670,000.00	28,799,599,711.80	
	Tax Applicable To The Entity	104,646,660,000.00	123,013,471,812.17	
	11121 Tax Applicable To The Profit Of The Entity – Government Enterprise	5,525,260,000.00	6,345,875,744.57	
	11122 Tax Applicable To The Profit Of Entity – Public Limited Company	51,730,000,000.00	55,883,130,274.51	
	11123 Tax Applicable To Profit Of Entity – Private Limited Company	38,415,150,000.00	47,918,913,147.48	
	11124 Tax Applicable To The Profit Of Entity Other Organization	8,272,200,000.00	10,926,330,015.13	
	11125 Tax On Capital Gain - Entity	704,050,000.00	1,939,222,630.48	
	Tax Applicable To The Income From Investment And Other Income	33,345,250,000.00	36,670,614,544.44	
	11131 Tax Applicable To Income From Assets, Rent And Contract	2,880,780,000.00	3,134,849,244.10	
	11132 Tax Applicable To Interest	22,306,810,000.00	24,721,592,721.60	
	11133 Tax Applicable To Bonus	6,480,410,000.00	6,313,688,532.56	
	11134 Tax Applicable To Other Income Related To Investment	99,790,000.00	539,212,460.98	
	11135 Unforeseen Benefit Tax	189,030,000.00	243,226,902.39	
	11139 Tax Applicable To Other Income	1,388,430,000.00	1,718,044,682.81	
	Taxes On Payroll And Workforce	6,883,570,000.00	7,806,007,144.86	
	Social Security Tax Based On Remuneration	6,883,570,000.00	7,806,007,144.86	
	11211 Social Security Tax Based On Remuneration	6,883,570,000.00	7,806,007,144.86	
	Taxes On Property	430,000.00	259,748.00	
	Tax Applicable To Fixed Property	430,000.00	247,086.00	
	11311 Annual Tax Applicable To Personal Property	430,000.00	247,086.00	
	Tax Applicable To Financial And Capital Transaction	0.00	12,662.00	
	11351 Tax Applicable To Financial And Capital Transaction	0.00	12,662.00	
	Taxes On Goods And Services	353,736,740,000.00	400,426,996,035.69	
	Value Added Tax (Vat)	197,444,730,000.00	220,011,045,467.57	

Government of Nepal
Ministry of Finance
Financial Comptroller General Office
Revenue Utilization
Fiscal Year: 2078/79

(In Rs.)

Economic Code	Revenue Head	2077/78	2078/79	Remark
11411	Value Added Tax Received After Sharing And Allocation	197,340,160,000.00	219,959,392,739.52	
11419	Value Added Tax Received From Other Sources Without Sharing And Allocation	104,570,000.00	51,652,728.05	
Excise Duty		113,334,870,000.00	135,843,024,712.21	
11421	Excise Duty Receivable After Being Shared Allocation	57,109,870,000.00	72,189,407,526.83	
11422	Excise Duty Import	52,194,960,000.00	57,301,453,518.38	
11423	Health Hazard Tax, Domestic Production	4,007,940,000.00	6,265,541,711.00	
11424	Health Hazard Tax, Foreign Product	22,100,000.00	86,621,956.00	
Tax Applicable To Special Service		395,520,000.00	1,248,161,268.40	
11442	Health Service Tax	27,880,000.00	7,334,439.81	
11443	Education Service Tax – Educational Organization	19,120,000.00	78,210,578.05	
11444	Education Service Tax – Abroad Studies	348,520,000.00	1,162,616,250.54	
Tax Applicable To The Use Of Infrastructure Service And Means Of Transport		40,856,150,000.00	43,248,276,767.70	
11451	Vehicle Tax	3,780,000.00	170,850.00	
11452	Tax Applicable To The Use Of Infrastructure Services	638,290,000.00	805,454,182.07	
11453	Tax On Road Repair And Improvement	10,496,200,000.00	11,316,374,662.49	
11454	Road Construction And Maintenance Tax	7,280,120,000.00	7,069,701,358.04	
11455	Infrastructure Tax	22,437,760,000.00	24,056,575,715.10	
Other Tax Applicable To Goods And Services		1,705,470,000.00	76,487,819.81	
11461	Other Tax Applicable To Goods And Services	1,705,470,000.00	76,487,819.81	
Taxes On International Trade And Transactions		178,951,860,000.00	198,703,184,956.92	
Customs Fee On Import		168,185,220,000.00	187,311,264,576.52	
11511	Customs - Import	168,185,220,000.00	187,311,264,576.52	
Customs Fee On The Export		287,070,000.00	400,604,102.00	
11521	Customs Fee On The Export	104,210,000.00	380,698,091.00	
11522	Export Service Charge	182,860,000.00	19,906,011.00	
Other Tax Based On Foreign Trade		10,479,570,000.00	10,991,316,278.40	
11561	Agriculture Improvement Fee	9,435,210,000.00	9,064,142,691.70	
11562	Other Income Related To The Customs	1,044,360,000.00	1,927,173,586.70	
Other Taxes		520,000.00	420,979.33	
Payments To Be Made By Businessmen		0.00	400.00	
11611	Payments To Be Made By Businessmen	0.00	400.00	

Government of Nepal
Ministry of Finance
Financial Comptroller General Office
Revenue Utilization
Fiscal Year: 2078/79

(In Rs.)

Economic Code	Revenue Head	2077/78	2078/79	Remark
	11621 Payment To Be Made By Other Except Businessmen	0.00	0.00	
	Other Tax	520,000.00	420,579.33	
	11691 Other Tax	520,000.00	420,579.33	
	Grants	0.00	15,515,091,849.08	
	Bilateral Foreign Grant	0.00	884,654,388.39	
	Bilateral Foreign Current Grant	0.00	848,407,538.39	
	13111 Bilateral Foreign Current Grant	0.00	848,407,538.39	
	Bilateral Foreign Capital Grant	0.00	36,246,850.00	
	13121 Bilateral Foreign Capital Grant	0.00	36,246,850.00	
	Bilateral Educational Grant	0.00	14,630,437,460.69	
	Bilateral Educational Current Grant	0.00	6,685,688,164.57	
	13211 Current Bilateral Grant Received From International Inter-Government Organization	0.00	6,271,405,891.57	
	13212 Current Bilateral Grant Received From International Non-Government Organization	0.00	414,282,273.00	
	Multilateral Foreign Capital Grant	0.00	7,944,749,296.12	
	13221 Capital Grant Received From International Inter Government Organization	0.00	7,944,749,296.12	
	Other Revenue	63,889,740,000.00	79,152,806,690.57	
	Income Received From Property	28,509,070,000.00	24,227,450,938.69	
	Interest	8,410,250,000.00	6,188,692,283.68	
	14111 Interest Received From Financial Institutions	3,710,000.00	229,366,195.00	
	14112 Interest Received From Business Institutions	10,000.00	11,664.11	
	14113 Interest Received From Industrial Institutions	0.00	12,575,613.25	
	14114 Interest Received From Service Institutions	7,150,000,000.00	5,880,000,000.00	
	14119 Interest Received From Other Institutions	1,256,530,000.00	66,738,811.32	
	Dividends	12,981,470,000.00	9,593,437,936.22	
	14121 Bonus Received From Financial Institutions	7,273,680,000.00	6,272,128,612.19	
	14122 Bonus Received From Business Institutions	188,150,000.00	4,347,330.00	
	14123 Bonus Received From Industrial Institutions	0.00	1,500.00	
	14124 Bonus Received From Service Institutions	5,489,770,000.00	3,268,357,881.91	
	14129 Bonus Received From Other Institutions	29,870,000.00	48,602,612.12	
	Rent And Royalty	7,104,200,000.00	8,233,228,248.58	
	14151 Income Received From The Rent On Government Property	236,640,000.00	261,175,365.23	
	14152 Royalty Received From Casino	10,610,000.00	931,102,200.00	

Government of Nepal
Ministry of Finance
Financial Comptroller General Office
Revenue Utilization
Fiscal Year: 2078/79

(In Rs.)

Economic Code	Revenue Head	2077/78	2078/79	Remark
	14153 Forestry Royalty Received From Shared Allocation	345,970,000.00	655,390,834.48	
	14154 Royalty Related To Mining And Minerals Received After Shared Allocation	422,050,000.00	410,609,999.14	
	14156 Royalty Related To Electricity Received After Shared Allocation	1,413,430,000.00	1,528,631,344.21	
	14158 Royalty Related To Mountaineering Received After Shared Allocation	279,930,000.00	266,765,776.72	
	14159 Royalty Received From Other Sources	4,302,510,000.00	3,555,951,511.45	
	141590 Non Allocated Royalty from Other Resources	0.00	560,601,973.35	
	14177 Land And Building Registration Fee	93,060,000.00	62,999,244.00	
	Excise Duty	13,150,000.00	212,092,470.21	
	14191 Tourism Fee	5,650,000.00	59,312,542.78	
	14192 Trekking Fee	7,500,000.00	152,779,927.43	
	Amount Received From The Sale Of Goods And Services	25,209,930,000.00	32,851,920,930.70	
	Amount Received From The Sale Of Goods And Services	11,130,300,000.00	11,567,060,435.82	
	14211 Amount Received From The Sale Of Agriculture Product	249,720,000.00	175,327,533.77	
	14212 Amount Received From The Sale Of Goods And Services	124,750,000.00	155,484,953.58	
	14213 Amount Received From The Sale Of Other Things	268,010,000.00	261,660,088.65	
	14214 Telecommunication Service Fee	9,124,790,000.00	9,550,900,688.61	
	14215 Fee For Telephone Ownership	1,360,650,000.00	1,420,775,697.21	
	14217 Fee For The Use Of Canal And Irrigation Channel	1,510,000.00	2,249,033.00	
	14218 Electricity Service Fee	870,000.00	662,441.00	
	Administrative Service Fee	11,009,400,000.00	17,769,196,445.85	
	14221 Judicial Fee	1,330,110,000.00	1,685,759,711.87	
	14222 Postal Service Fee	211,880,000.00	245,593,236.03	
	14223 Income From Education Sector	551,520,000.00	572,945,294.57	
	14224 Examination Fee	343,250,000.00	1,033,851,860.25	
	14225 Income Of Transport Sector	49,620,000.00	107,089,576.00	
	14226 License Fee For Export-Import	230,740,000.00	203,643,634.00	
	14227 Passport Fee	2,503,950,000.00	7,127,118,597.26	
	14228 Visa Fee	1,091,010,000.00	2,007,400,381.17	
	14229 Other Administrative Service Fee	4,697,320,000.00	4,785,794,154.70	

Government of Nepal
Ministry of Finance
Financial Comptroller General Office
Revenue Utilization
Fiscal Year: 2078/79

(In Rs.)

Economic Code	Revenue Head	2077/78	2078/79	Remark
Other Administrative Fees		1,545,170,000.00	1,983,159,858.10	
14251	Company Registration Fee	1,249,870,000.00	1,632,951,634.00	
14252	Agency Registration Fee	4,930,000.00	5,169,228.00	
14254	Radio/Fm Operation Fee	15,390,000.00	18,791,038.01	
14255	Television License Fee	269,050,000.00	288,190,489.09	
14257	Weapons License Fee	5,930,000.00	38,057,469.00	
Other Administrative Service Fees		1,525,060,000.00	1,532,504,190.93	
14261	Mining And Minerals Related Fee	150,000.00	0.00	
14262	Electricity Related Fee	1,467,650,000.00	1,468,552,750.00	
14263	Other Fee Related To Water Resources	710,000.00	38,900.00	
14264	Forest Sector Other Fee	54,820,000.00	63,601,683.93	
14265	Income From Other Areas	1,730,000.00	310,857.00	
Fine, Penalty And Confiscation		2,653,190,000.00	2,909,999,396.96	
Fine, Penalty And Confiscation		2,653,190,000.00	2,909,999,396.96	
14311	Judicial Fine, Penalty And Confiscation	326,710,000.00	413,077,875.29	
14312	Administrative Fine, Penalty And Confiscation	2,230,150,000.00	2,367,873,267.28	
14313	Write Off Of Retention Money	96,330,000.00	129,048,254.39	
Transfer /Handover Except Grant		600,000.00	0.00	
Current Handover		600,000.00	0.00	
14411	Current Handover	600,000.00	0.00	
Miscellaneous Revenue		7,516,950,000.00	19,163,435,424.22	
Current Claim And Other Fees		9,620,000.00	180,000.00	
14511	Receipt Of Insurance Claim	9,620,000.00	180,000.00	
Other Revenue		7,488,400,000.00	19,158,429,767.22	
14521	Pollution Control Fee	3,408,380,000.00	3,696,745,243.89	
14529	Other Fees	4,080,020,000.00	15,461,684,523.33	
Capital Revenue		18,930,000.00	4,825,657.00	
14531	The Amount Received From The Sale Of Government Property (House And Land), Goodwill	18,930,000.00	4,825,657.00	
Miscellaneous Receipt		40,433,010,000.00	48,505,161,934.81	
Miscellaneous Receipt		40,433,010,000.00	48,505,161,934.81	
Miscellaneous Receipt		40,433,010,000.00	48,505,161,934.81	
15111	Irregularities	8,700,390,000.00	9,482,390,137.42	
15112	Return Of Released Amount	4,344,910,000.00	4,248,284,909.00	
15113	Grant Returned	27,387,710,000.00	34,774,486,888.39	
Total		865,379,380,000.00	1,002,298,474,046.90	

Government of Nepal
Ministry of Finance
Financial Comptroller General Office
Economic Code Wise Expenditure
Fiscal Year : 2078/79

(In Rs.)

Economic Code and Description	Expenditure
21000 Compensation Of Employees	137,770,470,265.68
21100 Wages And Salaries	136,066,398,785.82
21110 Wages And Salaries In Cash	105,732,861,993.67
21111 Remuneration, Employees	104,572,685,836.68
21112 Remuneration, Officials	1,160,176,156.99
21120 Wages And Salaries In Kind	20,682,544,118.52
21121 Dress	4,208,234,408.44
21122 Food Grain	16,188,298,793.85
21123 Medical Treatment Expenses	286,010,916.23
21130 Employee Allowance	9,202,912,036.37
21131 Local Allowance	750,529,762.10
21132 Dearness Allowance	5,595,248,734.10
21133 Field Allowance	13,185,946.58
21134 Meeting Allowance Of Employees	168,122,625.50
21135 Employee Incentive Allowances	263,431,006.51
21136 Foreign Allowances	783,793,973.39
21139 Other Allowance	1,628,599,988.19
21140 Allowance For Officials And Other Benefits	448,080,637.26
21141 Meeting Allowance For Official	48,066,457.00
21142 Other Facilities For The Official	371,899,920.16
21149 Other Allowance For The Office Bearers	28,114,260.10
21200 Employer's Social Contributions	1,704,071,479.86
21210 Social Security Expenses For The Employee	1,702,298,908.29
21212 Expenses Of Fund On Contribution Based Employer's Pension And Gratuity	565,970,008.00
21213 Expenses Of Fund On Contribution Based Employer's Insurance	1,113,928,880.29
21214 Employer's Welfare Fund	2,900,000.00
21219 Other Social Security Expenses	19,500,020.00
21220 Expenses Of Office Bearer's Social Security	1,772,571.57
21222 Expenses Of Contribution Based Pension And Gratuity Fund Of Officials	41,358.44
21223 Expenses Of Fund On Contribution Based Insurance	1,731,213.13
22000 Use of Goods And Service	47,930,543,046.27
22100 Service Fee	2,889,665,231.95
22110 Service Fee	2,889,665,231.95
22111 Water And Electricity	1,959,617,157.37
22112 Communication Fee	930,048,074.58
22200 Operation And Maintenance Expenses Of Capital Assets	6,736,099,399.98
22210 Operation And Maintenance Expenses Of Vehicle/Transport Means	5,418,460,196.96
22211 Fuel (For Officials)	129,635,437.20
22212 Fuel For Official Purpose	2,842,246,909.46

Government of Nepal
Ministry of Finance
Financial Comptroller General Office
Economic Code Wise Expenditure
Fiscal Year : 2078/79

(In Rs.)

Economic Code and Description	Expenditure
22213 Vehicle Maintenance Expenditure /Cost	1,875,174,822.43
22214 Insurance And Renewal Expenditure/Cost	571,403,027.87
22220 Machinery And Equipment Operation And Maintenance	762,846,359.46
22221 Machinery And Equipment Maintenance And Operation Expenditure	762,846,359.46
22230 Constructed Public Property Maintenance Expenditure	442,611,344.10
22231 Constructed Public Property Maintenance Expenditure	442,611,344.10
22290 Operation And Maintenance Expenditure Of Other Property	112,181,499.46
22291 Operation And Maintenance Expenditure Of Other Property	112,181,499.46
22300 Office Goods And Services	3,866,661,826.90
22310 Office Goods And Services	3,866,661,826.90
22311 Stationeries And Office Goods	2,652,861,077.18
22312 Stationeries And Office Goods	179,000,410.16
22313 Books And Materials Expenditure	39,074,203.69
22314 Fuel – Other Purpose	239,751,709.38
22315 Publication Expenditure Of Newspaper, Printing And Information	639,229,625.78
22319 Expenditure On Operation Of Other Office	116,744,800.71
22400 Expenditure On Service And Consultancy	8,260,454,143.58
22410 Expenditure On Consultancy And Other Service	8,260,454,143.58
22411 Expenditure On Services And Consultancy	1,741,019,814.80
22412 Expenditure On Information System And Software Operation	143,277,740.97
22413 Contract Services Fee	5,286,970,440.69
22419 Other Services Fee	1,089,186,147.12
22500 Program Related Expenditure	20,884,122,630.83
22510 Training And Workshop	3,062,060,488.10
22511 Expenditure Related To Training Of Staff	913,602,943.39
22512 Expenditure Related To Skill Development And Public Awareness And Workshop	2,148,457,544.71
22520 Expenditure On Production Material, Service And Other Programs	17,822,062,142.73
22521 Production Material/Service Expenditure	1,039,901,628.58
22522 Program Expenditure	11,528,796,750.24
22529 Miscellaneous Program Expenditure	5,253,363,763.91
22600 Monitoring , Evaluation And Travelling Expenditure	3,562,104,090.46
22610 Monitoring, Evaluation And Travelling Expenditure	3,562,104,090.46
22611 Monitoring, Evaluation Expenditure	1,138,441,050.34
22612 Travelling Expenditure	2,305,375,142.85
22613 Travelling Expenditure Of Vip And Delegation	59,445,182.07
22619 Other Travelling Expenditure	58,842,715.20
22700 Miscellaneous Expenditure	1,731,435,722.57
22710 Miscellaneous Expenditure	1,731,435,722.57
22711 Miscellaneous Expenditure	1,731,435,722.57

Government of Nepal
Ministry of Finance
Financial Comptroller General Office
Economic Code Wise Expenditure
Fiscal Year : 2078/79

(In Rs.)

Economic Code and Description	Expenditure
24000 Interest, Service Charge And Bank commission	45,225,933,161.77
24100 Interest On Foreign Debt	7,540,939,858.00
24110 Interest On Foreign Debt	7,540,939,858.00
24111 Interest On Foreign Debt	7,540,939,858.00
24200 Interest, Service Charge And Bank Commission On Internal Debt	37,684,993,303.77
24210 Interest, Service Charge And Bank Commission On Internal Debt	37,684,993,303.77
24211 Interest On Internal Debt	37,684,993,303.77
25000 Grant	494,981,668,277.36
25100 Grant Shared Allocation To Public Enterprise	1,407,593,829.11
25110 Grant Shared Allocation To Non-Financial Institution	1,407,593,829.11
25111 Current Grant Shared Allocation To Non-Financial Institution	1,103,275,022.00
25112 Capital Grant Shared Allocation To Non-Financial Enterprise	304,318,807.11
25200 Grant Shared Allocation To The Business	139,260,686.07
25210 Grant Shared Allocation To Non_X0002_Financial Business	139,260,686.07
25211 Current Grant Shared Allocation To Non-Financial Business	44,260,686.07
25212 Capital Grant Shared Allocation To Non-Financial Business	95,000,000.00
25300 Other Grant	11,615,000.00
25310 Grant Shared Allocation To Other Social Organizations	11,615,000.00
25315 Support To Other Organizations	11,615,000.00
26200 Grant Provided To International Institutions	220,661,242.50
26210 International Membership Fee And Support	220,661,242.50
26211 International Membership Fee And Support	220,661,242.50
26300 Grant Provided To Other Levels Of Government	406,057,901,109.40
26330 Internal Grant	406,057,901,109.40
26331 Equalization Grant	152,524,637,338.00
26332 Conditional Grant	185,440,118,776.29
26333 Special Grant	891,729,472.00
26334 Complementary Grant	9,413,429,871.70
26336 Conditional Grants (Capital)	48,955,373,244.53
26337 Special Grants (Capital)	8,832,612,406.88
26400 Social Services Grant	87,144,636,410.28
26410 Current Grant	60,838,667,890.76
26411 Non -Conditional Current Grant Provided To Government Entity, Foundation, Committee, And Boards	306,519,516.94
26412 Conditional Current Grant Provided To Government Entity, Foundation, And Boards	51,006,528,741.18
26413 Conditional Current Grant Provided To Other Institutions	9,525,619,632.64
26420 Capital Grant	26,305,968,519.52
26421 Non -Conditional Capital Grant To Government Entity, Committee, Board	6,842,907,000.00
26422 Conditional Capital Grant To Government Entity, Committee, Board	12,773,828,811.06

Government of Nepal
Ministry of Finance
Financial Comptroller General Office
Economic Code Wise Expenditure
Fiscal Year : 2078/79

(In Rs.)

Economic Code and Description	Expenditure
26423 Conditional Capital Grant To Other Agencies	6,689,232,708.46
27000 Social Security	225,351,685,499.06
27100 Social Security	114,594,970,982.03
27110 Social Security	114,594,970,982.03
27111 Social Security	97,600,546,803.71
27112 Other Social Security	16,994,424,178.32
27200 Social Assistance	24,127,019,756.31
27210 Social Assistance	24,127,019,756.31
27211 Scholarship	882,738,492.00
27212 Rescue, Relief And Rehabilitation Expenses	918,266,845.44
27213 Medical Purchase Expenses	22,326,014,418.87
27300 Employees' Social Benefit Expenses	86,629,694,760.72
27310 Facilities For Retirees	86,629,694,760.72
27311 Pension And Disability Allowance	64,625,932,882.68
27312 Gratuity	693,211,740.07
27313 Accumulated Leave Of Retiree	8,597,789,077.69
27314 Medical Treatment Of Retirees	12,712,011,060.28
27315 Facility Or Assistance To Deceased Employee	750,000.00
28000 Other Expenses	3,056,461,270.95
28100 Expenses Related To Assets	2,861,289,052.75
28140 Rent	2,861,289,052.75
28141 Rent Of Land	8,097,109.41
28142 House Rent	2,118,147,448.01
28143 Rent For Transport Vehicle And Machinery Implements	668,408,545.58
28149 Other Rent	66,635,949.75
28200 Refund Expense	195,172,218.20
28210 Refund Expense	195,172,218.20
28211 Refund Of Revenue	123,941,598.00
28212 Judicial Refund	39,953,859.20
28219 Other Refundable	31,276,761.00
28900 Current Contingency Expenses	0.00
28910 Current Contingency Expenses	0.00
28911 Current Contingency Expenses	0.00
31000 Non-Financial Asset/Capital Expense	216,213,082,193.98
31100 Permanent Asset Acquisition Expense	202,411,033,834.93
31110 Building & Infrastructure	37,284,461,143.81
31111 Residential Building Construction/Purchase	111,403,512.95
31112 Non-Residential Building Purchase/Construction	37,047,630,239.65
31113 Capital Formation - Building	117,397,246.91

Government of Nepal
Ministry of Finance
Financial Comptroller General Office
Economic Code Wise Expenditure
Fiscal Year : 2078/79

(In Rs.)

Economic Code and Description	Expenditure
31114 Land Development Work	8,030,144.30
31120 Transport Vehicle, Machinery Implements, Furniture & Fixtures	12,022,137,426.05
31121 Transport Vehicle	1,063,853,331.94
31122 Machinery And Implements	9,836,653,663.93
31123 Furniture & Fixtures	1,121,630,430.18
31130 Other Capital Expenses	7,409,575,619.34
31131 Animal Asset And Horticulture Development Expenses	10,049,076.61
31132 Expense On Research And Development	229,101,262.82
31134 Expense On Computer Software Construction And Procurement	656,005,088.21
31135 Capital Consultancy Expense	6,514,420,191.70
31140 Security Equipment	1,080,632,435.90
31141 Expenses For Acquisition Of Security Equipment	1,080,632,435.90
31150 Public Construction	141,181,678,088.68
31151 Road & Bridge Construction	82,978,716,381.74
31152 Railway & Airport Construction	2,401,945,669.39
31153 Hydropower Infrastructure Construction	353,888,210.23
31154 River Embankment And Bundh Construction	9,532,358,821.74
31155 Irrigation Infrastructure Construction	12,562,251,062.71
31156 Water Supply Infrastructure Construction	11,557,336,220.96
31157 Forest And Environment Protection	923,500,855.88
31158 Sanitation Infrastructure Construction	3,141,419,337.63
31159 Other Public Construction Works	17,730,261,528.40
31160 Improvement Of Constructed Infrastructure	743,088,508.78
31161 Expenses For Infrastructure Improvement Of Constructed Building	743,088,508.78
31170 Capital Improvement Expenditure	2,689,460,612.37
31171 Capital Improvement Expenditure Public Works	2,689,460,612.37
31172 Capital Research & Consultancy	0.00
31400 Natural Assets (Non Produced Assets)	13,800,916,119.05
31410 Expense On Land Acquisition	13,788,031,203.05
31411 Expense On Land Acquisition	13,788,031,203.05
31440 Intangible Assets Acquisition Expense	12,884,916.00
31441 Contract, Lease And License Purchase Expense	12,884,916.00
31500 Contingency Capital	1,132,240.00
31510 Contingency Capital	1,132,240.00
31511 Contingency Capital	1,132,240.00
32000 Financial Asset	62,717,319,344.02
32100 Internal Financial Asset	62,521,817,744.02
32140 Internal Loan Investment	47,300,416,504.37
32142 Loan Investment On Public Corporations	47,300,416,504.37

Government of Nepal
Ministry of Finance
Financial Comptroller General Office
Economic Code Wise Expenditure
Fiscal Year : 2078/79

(In Rs.)

Economic Code and Description	Expenditure
32150 Actual Share Investment	15,221,401,239.65
32151 Share Investment On Corporation	15,221,401,239.65
32200 External Financial Asset	195,501,600.00
32250 Actual Foreign Share Investment	195,501,600.00
32251 Foreign Share Investment	195,501,600.00
33000 Liability	76,753,654,529.90
33100 Internal Liability	47,337,795,000.00
33190 Domestic Borrowing	47,337,795,000.00
33195 Development Bond Amortization	47,337,795,000.00
33200 External Financial Liability	29,415,859,529.90
33240 Actual Foreign Debt	29,415,859,529.90
33242 Payment Of Foreign Loan Capital	29,415,859,529.90
Total	1,310,000,817,588.99

Government of Nepal
Ministry of Finance
Financial Comptroller General office
Virement Details
Fiscal Year 2078/79

(In '000')

Ministry Name	Virement In			Virement Out			Final Budget	Expenditure		
	Initial Budget	Recurrent	Capital	Finance	Total	Recurrent			Capital	Finance
President	142,600	12329.76	0	0	12329.76	0	0	0	154929.76	139,882
Deputy President	47,500	1583	500	0	2083	0	0	0	49583	45,517
Chief of Provinces	201,700	10029.776	200	0	10229.776	2329	0	0	209600.776	154,915
Federal Parliament	1,218,400	77257.711	25800	0	103057.711	65836	0	0	1255621.711	1,157,956
Courts	6,836,400	264617.545	1446038.851	0	1710656.396	17716.5	81543.751	0	99260.251	7,588,645
Commission for Investigation of Abuse of Authority	1,276,400	119449.579	17746	0	137195.579	118947	17746	0	136693	881,439
Office of the Auditor General	552,500	24830	111470	0	136300	13100	0	0	13100	577,678
Public Service Commission	846,000	184986.233	4444	0	189430.233	19594.926	220	0	19814.926	1015615.307
Election Commission	544,000	8129345.452	75000	0	8204345.452	1907758.288	5000	0	1912758.288	6835587.164
National Human Rights Commission	253,600	5402.142	0	0	5402.142	4745.45	0	0	4745.45	254256.692
Council of Justice	46,400	6162.706	600	0	6762.706	300	600	0	900	52262.706
National Natural Resources and Fiscal Commission	82,900	1472.1	0	0	1472.1	1472.1	0	0	1472.1	82900
National Women Commission	101,300	990	380	0	1370	990	380	0	1370	101300
National Dalit Commission	32,400	2263.9	0	0	2263.9	1368.4	0	0	1368.4	33295.5
National Inclusion Commission	30,400	1168.57	0	0	1168.57	640	0	0	640	30928.57
Indigenous Nationalities Commission	27,100	4057.058	0	0	4057.058	430	0	0	430	30727.058
Madhesi Commission	32,600	1128.479	0	0	1128.479	0	0	0	0	33728.479
Tharu Commission	42,200	2300.563	14325	0	16625.563	0	0	0	58825.563	53,998
Muslim Commission	42,900	0	0	0	0	0	0	0	0	42900
Office of Prime Minister and Council of Minist	4,089,700	293512.806	153231.758	0	446744.564	29692	153726.959	0	183418.959	4353025.605
Ministry of Finance	38,046,600	779571.288	543001.524	0	1322572.812	3503511.493	154072.364	0	3657583.857	35711588.96
Ministry of Industry, Commerce and Supply	10,739,600	2016633.911	77469.83	0	2094103.741	835091.569	453046.83	0	1288138.399	11545565.34
Ministry of Energy, Water Resources and Irrigation	42,144,900	64647.305	8679560.62	0	8744207.925	60748.21	8379560.62	0	8440308.83	42448799.1
Ministry of Law, Justice and Parliamentary Affairs	487,300	22874.95	0	0	22874.95	9836.95	5000	0	14836.95	495338
Ministry of Agriculture and Livestock Development	36,266,400	3467278.552	260571	0	3727849.552	2034337.801	193876	0	2228213.801	37766035.75
Ministry of Water Supply	23,922,200	17369.559	3171489	0	3188858.559	80681.471	2799089	0	2879770.471	24231288.09
Ministry of Home Affairs	164,501,500	22301759.84	4697027.007	0	26998786.84	1418951.471	962990.916	0	2381942.387	189118344.5
Ministry of Culture, Tourism and Civil Aviation	5,942,500	203306.207	13456.283	0	216762.49	559366.352	11511.283	0	570877.635	5588384.855
Ministry of Foreign Affairs	6,799,900	199919.925	85341.5	0	285261.425	139707	85341.5	0	225048.5	6860112.925
Ministry of Forest and Environment	12,028,000	191666.627	302543.664	0	494210.291	503448.454	270513.664	0	773962.118	11748248.17
Ministry of Land Management, Cooperative and Poverty Alleviation	7,075,400	303655.592	46495.469	0	350151.061	208448.82	41490.469	0	249939.289	7175611.772

Government of Nepal
Ministry of Finance
Financial Comptroller General Office
Virement Details
Fiscal Year 2078/79

Ministry Name	Initial Budget			Virement In			Virement Out			Total	Final Budget	Expenditure
	156,228,400	12,145,838	17,185,400	Recurrent	Capital	Finance	Recurrent	Capital	Finance			
Ministry of Physical Infrastructure and Transport	857,700	23758.785	0	0	23758.785	0	223442.785	0	0	16435095	156686507.2	94,275,872
Ministry of Women, Children and Senior Citizen	2,135,100	33855.897	545.952	0	34401.849	263455.935	545.952	0	0	283442.785	658016	451,357
Ministry of Youth and Sports	51,539,500	4398289.338	1518117.306	0	5916406.644	185369	492128	0	0	264001.887	1905499.962	1,326,046
Ministry of Defense	30,759,900	63343.044	2954536.685	0	3017879.729	249164.984	2714180	0	0	677497	56778409.64	53,182,542
Ministry of Urban Development	58,267,700	5782350.816	27516	0	5809866.816	15542699.54	13000	0	0	2963344.984	30814434.75	21,596,556
Ministry of Education, Science and Technology	7,189,800	594419.064	61968	0	656387.064	223010.209	60396	0	0	15555699.54	48521867.28	42,616,590
Ministry of Communications and Information Technology	18,956,800	308031.848	1291023.994	0	1599055.842	1276718.336	774523.994	0	0	283406.209	7562780.855	6,095,725
Ministry of Federal Affairs and General Administration	100,974,800	7367362.472	8833225	0	16200587.47	23221458	2652478	0	0	2051242.33	18504613.51	9,671,472
Ministry of Health and Population	5,972,700	11076.827	500	0	11576.827	3463149.61	0	0	0	25873936	91301451.47	62,386,181
Ministry of Labour, Employment and Social Security	2,781,800	1346548.027	32881	0	1379429.027	603775.612	81	0	0	3463149.61	2521127.217	1,120,748
National Planning Commission	37,225,500	1980447.742	1090387.215	0	3070834.957	18785.164	1546759.056	0	0	603856.612	3557372.415	3,264,121
National Reconstruction Authority	106,111,000	0	0	0	14292328.29	14292328.29	0	0	0	1565544.22	38730790.74	20,218,784
MOF- Financing	85,070,900	3247600	0	0	3247600	2266400	0	0	0	3414128.287	116989200	62,717,319
MOF- Domestic Debt Service	33,226,200	1340000	0	0	100000	1440000	0	0	0	981200	85070900	85,022,788
MOF- External Debt Service (Multilateral)	9,523,900	110000	0	0	635000	745000	0	0	0	1840000	32826200	30,467,621
MOF- External Debt Service (Bilateral)	85,600,300	11600083.76	0	0	11600083.76	17590813.55	0	0	0	345000	9923900	6,489,179
MOF Staff Benefits and Retirement Benefits	88,707,200	9446400.965	1188070.5	0	10634471.47	56038069.61	18336665.8	0	0	17590813.55	79609570.21	66,714,512
MOF Miscellaneous	104,163,000	11240724.41	0	0	11240724.41	0	0	0	0	74374735.41	24966936.06	1,920,355
Province	283,135,700	29776847.26	0	0	29776847.26	101453	0	0	0	0	115403724.4	109,039,948
Local Level	1,632,829,200	127504167.2	53910863.16	15027328.29	196442358.7	133220468.2	56641562.15	6580328.287	196442358.7	101453	312811094.3	297,017,953
Total												1,310,000,818

Government of Nepal
Ministry of Finance
Financial Comptroller General Office
Ministry and Source Wise Expenditure (Recurrent)
Fiscal Year: 2078/79

(In Rs.)

Ministry/Budget Entity	GoN Cash	Cash		Reimbursable		Direct Payment		Commodity Grant	Grand Total
		Grant	Loan	Grant	Loan	Grant	Loan		
101 President	121,634,427.05	0.00	0.00	0.00	0.00	0.00	0.00	0.00	121,634,427.05
102 Deputy President	43,547,482.79	0.00	0.00	0.00	0.00	0.00	0.00	0.00	43,547,482.79
103 Chief of Provinces	150,730,681.87	0.00	0.00	0.00	0.00	0.00	0.00	0.00	150,730,681.87
202 Federal Parliament	1,110,687,616.02	0.00	0.00	0.00	0.00	0.00	0.00	0.00	1,110,687,616.02
204 Courts	4,530,226,992.84	0.00	0.00	0.00	0.00	0.00	0.00	0.00	4,530,226,992.84
206 Commission for Investigation of Abuse of Authority	738,070,316.62	0.00	0.00	0.00	0.00	0.00	0.00	0.00	738,070,316.62
208 Office of the Auditor General	424,264,144.16	0.00	0.00	0.00	0.00	0.00	0.00	0.00	424,264,144.16
210 Public Service Commission	942,178,175.74	0.00	0.00	0.00	0.00	0.00	0.00	0.00	942,178,175.74
212 Election Commission	5,427,686,788.18	0.00	0.00	0.00	0.00	0.00	0.00	0.00	5,427,686,788.18
214 National Human Rights Commission	202,283,023.32	0.00	0.00	0.00	0.00	0.00	0.00	0.00	202,283,023.32
218 Council of Justice	45,250,248.34	0.00	0.00	0.00	0.00	0.00	0.00	0.00	45,250,248.34
220 National Natural Resources and Fiscal Commission	53,578,527.94	0.00	0.00	0.00	0.00	0.00	0.00	0.00	53,578,527.94
222 National Women Commission	66,474,972.18	0.00	0.00	0.00	0.00	0.00	0.00	0.00	66,474,972.18
224 National Dalit Commission	27,007,115.90	0.00	0.00	0.00	0.00	0.00	0.00	0.00	27,007,115.90
226 National Inclusion Commission	28,477,624.22	0.00	0.00	0.00	0.00	0.00	0.00	0.00	28,477,624.22
228 Indigenous Nationalities Commission	27,939,078.73	0.00	0.00	0.00	0.00	0.00	0.00	0.00	27,939,078.73
230 Madhesi Commission	30,511,267.38	0.00	0.00	0.00	0.00	0.00	0.00	0.00	30,511,267.38
232 Tharu Commission	37,900,470.56	0.00	0.00	0.00	0.00	0.00	0.00	0.00	37,900,470.56
234 Muslim Commission	31,213,227.76	0.00	0.00	0.00	0.00	0.00	0.00	0.00	31,213,227.76
301 Office of Prime Minister and Council of Ministers	3,120,868,346.12	0.00	0.00	2,791,620.00	0.00	0.00	0.00	0.00	3,123,659,966.12
305 Ministry of Finance	19,204,803,729.34	96,000,000.00	73,463,336.60	214,285,870.00	0.00	262,818,431.45	0.00	0.00	19,851,371,367.39
307 Ministry of Industry, Commerce and Supply	3,802,073,930.74	24,762,844.00	0.00	515,852,109.20	2,624,560.43	85,444,375.29	0.00	0.00	4,430,757,819.66

Government of Nepal
Ministry of Finance
Financial Comptroller General Office
Ministry and Source Wise Expenditure (Recurrent)
Fiscal Year: 2078/79

Ministry/Budget Entity	GoN Cash	Cash		Reimbursable		Direct Payment		Commodity Grant	Grand Total
		Grant	Loan	Grant	Loan	Grant	Loan		
308 Ministry of Energy, Water Resources and Irrigation	2,878,936,616.71	0.00	0.00	192,685,163.21	2,248,008.00	405,394,829.00	0.00	0.00	3,479,264,616.92
311 Ministry of Law, Justice and Parliamentary Affairs	320,206,423.81	0.00	0.00	0.00	0.00	0.00	0.00	0.00	320,206,423.81
312 Ministry of Agriculture and Livestock Development	20,145,451,428.71	1,700,000,000.00	4,683,404,611.67	589,001,086.76	1,125,551,764.11	307,335,329.23	0.00	0.00	28,550,744,220.48
313 Ministry of Water Supply	592,419,598.95	2,401,906.00	0.00	3,025,552.17	54,383,095.13	0.00	0.00	0.00	652,230,152.25
314 Ministry of Home Affairs	172,656,148,145.56	0.00	818,867,979.00	18,727,412.00	65,742,830.00	0.00	0.00	0.00	173,559,486,366.56
325 Ministry of Culture, Tourism and Civil Aviation	2,985,582,333.45	0.00	0.00	369,327.50	0.00	49,588,168.95	0.00	0.00	3,035,539,829.90
326 Ministry of Foreign Affairs	4,724,431,841.87	0.00	0.00	0.00	0.00	0.00	0.00	0.00	4,724,431,841.87
329 Ministry of Forest and Environment	5,988,621,085.54	6,823,004.66	0.00	49,345,798.54	1,009,831.00	469,971,593.94	0.00	0.00	6,515,771,313.68
336 Ministry of Land Management, Cooperative and Poverty Alleviation	4,334,574,931.88	0.00	0.00	0.00	0.00	0.00	0.00	0.00	4,334,574,931.88
337 Ministry of Physical Infrastructure and Transport	9,027,716,503.62	0.00	0.00	0.00	0.00	0.00	0.00	0.00	9,027,716,503.62
340 Ministry of Women, Children and Senior Citizen	397,342,980.76	0.00	0.00	0.00	0.00	7,252,523.15	0.00	0.00	404,595,503.91
343 Ministry of Youth and Sports	1,116,202,068.77	0.00	0.00	0.00	0.00	0.00	0.00	0.00	1,116,202,068.77
345 Ministry of Defense	48,252,610,511.40	0.00	0.00	0.00	0.00	0.00	0.00	0.00	48,252,610,511.40
347 Ministry of Urban Development	998,543,500.75	0.00	0.00	0.00	273,603,291.58	0.00	15,539,612.38	0.00	1,287,686,404.71
350 Ministry of Education, Science and Technology	38,613,508,887.30	27,419,440.00	0.00	105,799,999.17	2,933,225,870.59	453,930,968.25	0.00	323,797,480.39	42,457,682,645.70
358 Ministry of Communications and Information Technology	4,774,208,113.16	0.00	0.00	0.00	0.00	0.00	0.00	0.00	4,774,208,113.16
365 Ministry of Federal Affairs and General Administration	2,561,466,358.91	75,526,643.76	159,853,124.00	328,130,896.72	27,729,377.24	0.00	0.00	0.00	3,152,706,400.63
370 Ministry of Health and Population	32,973,553,168.34	8,999,855.28	843,237,882.74	382,565,765.83	702,991,366.47	67,735,438.37	10,176,469,150.14	3,151,330,538.13	48,306,883,165.30
371 Ministry of Labor, Employment and Social Security	708,013,666.82	12,685,810.00	0.00	0.00	54,559,122.00	276,154,360.00	0.00	0.00	1,051,412,958.82

(In Rs.)

Government of Nepal
Ministry of Finance
Financial Comptroller General Office
Ministry and Source Wise Expenditure (Recurrent)
Fiscal Year: 2078/79

(In Rs.)

Ministry/Budget Entity	GoN Cash	Cash		Reimbursable		Direct Payment		Commodity Grant	Grand Total
		Grant	Loan	Grant	Loan	Grant	Loan		
391 National Planning Commission	3,194,740,020.48	0.00	0.00	0.00	0.00	0.00	0.00	0.00	3,194,740,020.48
392 National Reconstruction Authority	2,516,497,121.93	0.00	0.00	189,776,944.00	3,546,562,982.02	0.00	0.00	0.00	6,252,837,047.95
502 MOF- Domestic Debt Service	37,684,993,303.77	0.00	0.00	0.00	0.00	0.00	0.00	0.00	37,684,993,303.77
503 MOF- External Debt Service (Multilateral)	6,502,023,656.58	0.00	0.00	0.00	0.00	0.00	0.00	0.00	6,502,023,656.58
504 MOF- External Debt Service (Bilateral)	1,038,916,201.42	0.00	0.00	0.00	0.00	0.00	0.00	0.00	1,038,916,201.42
601 MOF Staff Benefits and Retirement Benefits	66,714,512,493.08	0.00	0.00	0.00	0.00	0.00	0.00	0.00	66,714,512,493.08
602 MOF Miscellaneous	421,432,380.27	0.00	0.00	0.00	0.00	0.00	0.00	0.00	421,432,380.27
701 Province Level	104,473,980,924.66	546,157,600.00	715,805,000.00	2,188,469,800.00	791,334,939.82	324,200,000.00	0.00	0.00	109,039,948,264.48
801 Local Level	279,472,150,537.22	1,763,247,959.77	866,978,013.09	3,208,505,351.47	11,451,258,571.38	255,812,411.99	0.00	0.00	297,017,952,844.92
Total	896,236,192,993.52	4,264,025,063.47	8,161,609,947.10	7,989,332,696.57	21,032,825,609.77	2,965,638,429.62	10,192,008,762.52	3,475,128,018.52	954,316,761,521.09

Government of Nepal
Ministry of Finance
Financial Comptroller General Office
Ministry and Source Wise Expenditure (Capital)
Fiscal Year: 2078/79

(In Rs.)

Ministry/Budget Entity	GoN Cash		Cash		Reimbursable		Direct Payment		Commodity Grant	Grand Total
	Grant	Loan	Grant	Loan	Grant	Loan	Grant	Loan		
101 President	18,247,374.74	0.00	0.00	0.00	0.00	0.00	0.00	0.00	0.00	18,247,374.74
102 Deputy President	1,969,186.87	0.00	0.00	0.00	0.00	0.00	0.00	0.00	0.00	1,969,186.87
103 Chief of Provinces	4,184,426.50	0.00	0.00	0.00	0.00	0.00	0.00	0.00	0.00	4,184,426.50
202 Federal Parliament	47,268,317.73	0.00	0.00	0.00	0.00	0.00	0.00	0.00	0.00	47,268,317.73
204 Courts	3,058,417,568.29	0.00	0.00	0.00	0.00	0.00	0.00	0.00	0.00	3,058,417,568.29
206 Commission for Investigation of Abuse of Authority	143,368,583.03	0.00	0.00	0.00	0.00	0.00	0.00	0.00	0.00	143,368,583.03
208 Office of the Auditor General	153,414,265.00	0.00	0.00	0.00	0.00	0.00	0.00	0.00	0.00	153,414,265.00
210 Public Service Commission	21,212,729.56	0.00	0.00	0.00	0.00	0.00	0.00	0.00	0.00	21,212,729.56
212 Election Commission	72,282,660.20	0.00	0.00	0.00	0.00	0.00	0.00	0.00	0.00	72,282,660.20
214 National Human Rights Commission	3,331,897.50	0.00	0.00	0.00	0.00	0.00	0.00	0.00	0.00	3,331,897.50
218 Council of Justice	1,968,056.50	0.00	0.00	0.00	0.00	0.00	0.00	0.00	0.00	1,968,056.50
220 National Natural Resources and Fiscal Commission	1,194,518.56	0.00	0.00	0.00	0.00	0.00	0.00	0.00	0.00	1,194,518.56
222 National Women Commission	2,660,808.00	0.00	0.00	0.00	0.00	0.00	0.00	0.00	0.00	2,660,808.00
224 National Dalit Commission	731,200.00	0.00	0.00	0.00	0.00	0.00	0.00	0.00	0.00	731,200.00
226 National Inclusion Commission	1,198,004.84	0.00	0.00	0.00	0.00	0.00	0.00	0.00	0.00	1,198,004.84
228 Indigenous Nationalities Commission	782,521.00	0.00	0.00	0.00	0.00	0.00	0.00	0.00	0.00	782,521.00
230 Madhesi Commission	586,554.00	0.00	0.00	0.00	0.00	0.00	0.00	0.00	0.00	586,554.00
232 Tharu Commission	16,097,108.00	0.00	0.00	0.00	0.00	0.00	0.00	0.00	0.00	16,097,108.00
234 Muslim Commission	1,886,566.00	0.00	0.00	0.00	0.00	0.00	0.00	0.00	0.00	1,886,566.00
301 Office of Prime Minister and Council of Ministers	414,660,498.74	0.00	0.00	0.00	5,467,198.50	0.00	0.00	0.00	0.00	420,127,697.24
305 Ministry of Finance	643,212,184.03	0.00	276,093,110.79	0.00	79,307,014.17	0.00	113,265,288.95	0.00	0.00	1,111,877,597.94

Government of Nepal
Ministry of Finance
Financial Comptroller General Office
Ministry and Source Wise Expenditure (Capital)
Fiscal Year: 2078/79

(In Rs.)

Ministry/Budget Entity	GoN Cash		Cash		Reimbursable		Direct Payment		Commodity Grant	Grand Total
	Grant	Loan	Grant	Loan	Grant	Loan	Grant	Loan		
307 Ministry of Industry, Commerce and Supply	998,546,063.38	0.00	0.00	181,641,551.89	247,565,982.09	164,167,425.88	0.00	0.00	0.00	1,591,921,023.24
308 Ministry of Energy, Water Resources and Irrigation	24,175,442,540.68	21,777,612.00	5,467,052,429.29	22,853,846.25	1,039,464,963.11	13,598,640.00	8,510,683.27	0.00	0.00	30,748,700,714.60
311 Ministry of Law, Justice and Parliamentary Affairs	10,325,099.98	0.00	0.00	0.00	0.00	0.00	0.00	0.00	0.00	10,325,099.98
312 Ministry of Agriculture and Livestock Development	1,455,309,448.72	0.00	0.00	5,557,399.28	386,159,681.41	929,282.21	0.00	0.00	0.00	1,847,955,811.62
313 Ministry of Water Supply	10,786,442,245.00	0.00	801,349,867.84	13,269,460.55	1,620,719,010.11	0.00	202,785,392.00	0.00	0.00	13,424,565,975.50
314 Ministry of Home Affairs	7,578,935,300.39	0.00	518,155,774.00	716,876,785.00	110,998,251.00	0.00	0.00	0.00	0.00	8,924,966,110.39
325 Ministry of Culture, Tourism and Civil Aviation	1,486,601,626.20	0.00	0.00	4,930,424.00	0.00	0.00	0.00	0.00	0.00	1,491,532,050.20
326 Ministry of Foreign Affairs	296,937,694.00	0.00	0.00	0.00	0.00	0.00	0.00	0.00	0.00	296,937,694.00
329 Ministry of Forest and Environment	2,627,650,712.04	19,427,104.06	0.00	431,598,860.88	1,764,113.00	71,148,666.00	0.00	0.00	0.00	3,151,589,455.98
336 Ministry of Land Management, Cooperative and Poverty Alleviation	1,216,144,922.07	0.00	0.00	0.00	0.00	0.00	0.00	0.00	0.00	1,216,144,922.07
337 Ministry of Physical Infrastructure and Transport	48,320,047,081.05	0.00	22,072,418,499.88	293,495,868.23	6,628,949,821.69	126,845,137.00	7,806,399,342.65	0.00	0.00	85,248,155,750.50
340 Ministry of Women, Children and Senior Citizen	46,761,872.64	0.00	0.00	0.00	0.00	0.00	0.00	0.00	0.00	46,761,872.64
343 Ministry of Youth and Sports	209,843,811.15	0.00	0.00	0.00	0.00	0.00	0.00	0.00	0.00	209,843,811.15
345 Ministry of Defense	4,929,931,435.09	0.00	0.00	0.00	0.00	0.00	0.00	0.00	0.00	4,929,931,435.09
347 Ministry of Urban Development	16,081,929,387.38	0.00	2,240,668,664.35	0.00	902,893,706.62	0.00	1,083,377,751.05	0.00	0.00	20,308,869,509.40
350 Ministry of Education, Science and Technology	144,695,522.29	0.00	0.00	1,480,277.00	12,731,434.00	0.00	0.00	0.00	0.00	158,907,233.29
358 Ministry of Communications and Information Technology	1,321,516,578.24	0.00	0.00	0.00	0.00	0.00	0.00	0.00	0.00	1,321,516,578.24

Government of Nepal
Ministry of Finance
Financial Comptroller General Office
Ministry and Source Wise Expenditure (Capital)
Fiscal Year: 2078/79

(In Rs.)

Ministry/Budget Entity	GoN Cash		Cash		Reimbursable		Direct Payment		Commodity Grant	Grand Total
	Grant	Loan	Grant	Loan	Grant	Loan	Grant	Loan		
365 Ministry of Federal Affairs and General Administration	4,875,610,798.10	0.00	0.00	40,979,935.45	1,587,405,119.50	1,054,863.00	13,714,651.10	0.00	6,518,765,367.15	
370 Ministry of Health and Population	4,615,551,486.81	0.00	1,212,837,334.47	1,573,534,414.62	6,441,146,467.82	199,592,959.31	0.00	36,635,438.00	14,079,298,101.03	
371 Ministry of Labor, Employment and Social Security	55,069,852.32	3,240,680.00	0.00	0.00	8,760,653.00	2,263,899.00	0.00	0.00	69,335,084.32	
391 National Planning Commission	69,380,572.62	0.00	0.00	0.00	0.00	0.00	0.00	0.00	69,380,572.62	
392 National Reconstruction Authority	6,689,044,058.43	14,469,238.00	0.00	3,164,497,573.03	3,997,762,593.31	0.00	100,173,852.20	0.00	13,965,947,314.97	
602 MOF Miscellaneous	1,498,923,064.50	0.00	0.00	0.00	0.00	0.00	0.00	0.00	1,498,923,064.50	
Total	144,099,316,202.17	58,914,634.06	32,588,575,680.62	6,535,490,608.85	22,986,321,796.66	692,866,161.35	9,214,961,672.27	36,635,438.00	216,213,082,193.98	

Government of Nepal
Ministry of Finance
Financial Comptroller General Office
Ministry and Source Wise Expenditure (Financing)
Fiscal Year: 2078/79

Ministry/Budget Entity	GoN Cash	Cash Loan	Reimbursable Loan	Direct Payment		Commodity Grant	Grand Total
				Grant	Loan		
501 MOF- Financing	34,729,915,775.00	2,920,528,906.00	3,993,602,020.00	1,463,625,603.27	19,609,647,039.75	0.00	62,717,319,344.02
502 MOF- Domestic Debt Service	47,337,795,000.00	0.00	0.00	0.00	0.00	0.00	47,337,795,000.00
503 MOF- External Debt Service (Multilateral)	23,965,597,188.75	0.00	0.00	0.00	0.00	0.00	23,965,597,188.75
504 MOF- External Debt Service (Bilateral)	5,450,262,341.15	0.00	0.00	0.00	0.00	0.00	5,450,262,341.15
Total	111,483,570,304.90	2,920,528,906.00	3,993,602,020.00	1,463,625,603.27	19,609,647,039.75	0.00	139,470,973,873.92

Government of Nepal
Ministry of Finance
Financial Comptroller General Office
Economic Code & Source Wise Expenditure (Recurrent)
Fiscal Year: 2078/79

Economic Code	Economic Heads	GoN Cash		Cash		Reimbursable		Direct Payment		Commodity Grant	Total
		GoN Cash		Cash		Reimbursable		Direct Payment			
		Grant	Loan	Grant	Loan	Grant	Loan	Grant	Loan		
21111	Remuneration, Employees	104,547,199,512.00	0.00	0.00	13,018,999.06	12,467,325.62	0.00	0.00	0.00	0.00	104,572,685,836.68
21112	Remuneration, Officials	1,160,176,156.99	0.00	0.00	0.00	0.00	0.00	0.00	0.00	0.00	1,160,176,156.99
21121	Dress	4,207,690,708.44	0.00	0.00	310,000.00	233,700.00	0.00	0.00	0.00	0.00	4,208,234,408.44
21122	Food Grain	16,188,298,793.85	0.00	0.00	0.00	0.00	0.00	0.00	0.00	0.00	16,188,298,793.85
21123	Medical Treatment Expenses	286,010,916.23	0.00	0.00	0.00	0.00	0.00	0.00	0.00	0.00	286,010,916.23
21131	Local Allowance	749,382,334.40	0.00	0.00	1,103,916.50	43,511.20	0.00	0.00	0.00	0.00	750,529,762.10
21132	Dearness Allowance	5,594,049,184.49	0.00	0.00	701,789.61	497,760.00	0.00	0.00	0.00	0.00	5,595,248,734.10
21133	Field Allowance	13,185,946.58	0.00	0.00	0.00	0.00	0.00	0.00	0.00	0.00	13,185,946.58
21134	Meeting Allowance Of Employees	162,152,985.50	600,000.00	0.00	3,998,410.00	1,320,230.00	51,000.00	0.00	0.00	0.00	168,122,625.50
21135	Employee Incentive Allowances	263,431,006.51	0.00	0.00	0.00	0.00	0.00	0.00	0.00	0.00	263,431,006.51
21136	Foreign Allowances	783,793,973.39	0.00	0.00	0.00	0.00	0.00	0.00	0.00	0.00	783,793,973.39
21139	Other Allowance	1,628,291,872.69	0.00	0.00	246,507.00	61,608.50	0.00	0.00	0.00	0.00	1,628,599,988.19
21141	Meeting Allowance For Official	48,066,457.00	0.00	0.00	0.00	0.00	0.00	0.00	0.00	0.00	48,066,457.00
21142	Other Facilities For The Official	371,899,920.16	0.00	0.00	0.00	0.00	0.00	0.00	0.00	0.00	371,899,920.16
21149	Other Allowance For The Office Bearers	28,114,260.10	0.00	0.00	0.00	0.00	0.00	0.00	0.00	0.00	28,114,260.10
21212	Expenses Of Fund On Contribution Based Employee's Pension And Gratuity	565,970,008.00	0.00	0.00	0.00	0.00	0.00	0.00	0.00	0.00	565,970,008.00
21213	Expenses Of Fund On Contribution Based Employee's Insurance	1,113,892,941.29	0.00	0.00	12,787.00	23,152.00	0.00	0.00	0.00	0.00	1,113,928,880.29
21214	Employee's Welfare Fund	2,900,000.00	0.00	0.00	0.00	0.00	0.00	0.00	0.00	0.00	2,900,000.00
21219	Other Social Security Expenses	19,500,020.00	0.00	0.00	0.00	0.00	0.00	0.00	0.00	0.00	19,500,020.00
21222	Expenses Of Contribution Based Pension And Gratuity Fund Of Officials	41,358.44	0.00	0.00	0.00	0.00	0.00	0.00	0.00	0.00	41,358.44

Government of Nepal
Ministry of Finance
Financial Comptroller General Office
Economic Code & Source Wise Expenditure (Recurrent)
Fiscal Year: 2078/79

Economic Code	Economic Heads	GoN Cash	Cash		Reimbursable		Direct Payment		Commodity Grant	Total
			Grant	Loan	Grant	Loan	Grant	Loan		
21223	Expenses Of Fund On Contribution Based Insurance	1,731,213.13	0.00	0.00	0.00	0.00	0.00	0.00	0.00	1,731,213.13
22111	Water And Electricity	1,950,702,746.12	0.00	1,739,140.00	1,700,917.98	3,929,245.26	1,545,108.01	0.00	0.00	1,959,617,157.37
22112	Communication Fee	916,847,015.82	0.00	1,667,889.04	4,612,193.95	6,315,703.77	605,272.00	0.00	0.00	930,048,074.58
22211	Fuel (For Officials)	128,299,870.82	0.00	0.00	1,222,193.10	113,373.28	0.00	0.00	0.00	129,635,437.20
22212	Fuel For Official Purpose	2,791,678,948.60	0.00	5,814,826.65	16,854,903.19	26,796,047.02	1,102,184.00	0.00	0.00	2,842,246,909.46
22213	Vehicle Maintenance Expenditure /Cost	1,829,310,481.37	174,800.00	4,669,811.00	18,031,372.68	20,681,470.60	2,306,886.78	0.00	0.00	1,875,174,822.43
22214	Insurance And Renewal Expenditure/Cost	566,856,611.78	0.00	0.00	2,598,902.17	1,900,534.68	46,979.24	0.00	0.00	571,403,027.87
22221	Machinery And Equipment Maintenance And Operation Expenditure	747,745,154.20	0.00	5,726,997.00	3,897,324.70	5,466,531.56	10,352.00	0.00	0.00	762,846,359.46
22231	Constructed Public Property Maintenance Expenditure	437,604,676.62	0.00	0.00	2,369,401.00	1,773,187.48	864,079.00	0.00	0.00	442,611,344.10
22291	Operation And Maintenance Expenditure Of Other Property	110,953,990.90	0.00	0.00	0.00	1,149,090.58	78,417.98	0.00	0.00	112,181,499.46
22311	Stationeries And Office Goods	2,550,984,748.08	3,098,432.00	16,611,553.80	27,650,561.42	35,243,270.94	19,272,510.94	0.00	0.00	2,652,861,077.18
22312	Stationeries And Office Goods	179,000,410.16	0.00	0.00	0.00	0.00	0.00	0.00	0.00	179,000,410.16
22313	Books And Materials Expenditure	38,235,247.95	0.00	0.00	767,279.74	71,676.00	0.00	0.00	0.00	39,074,203.69
22314	Fuel – Other Purpose	235,560,948.90	0.00	2,633,667.00	781,229.50	775,863.98	0.00	0.00	0.00	239,751,709.38
22315	Publication Expenditure Of Newspaper, Printing And Information	595,776,145.32	0.00	7,278,372.00	6,928,767.86	26,145,378.91	3,100,961.69	0.00	0.00	639,229,625.78
22319	Expenditure On Operation Of Other Office	114,833,398.84	0.00	0.00	1,486,232.07	415,194.80	9,975.00	0.00	0.00	116,744,800.71
22411	Expenditure On Services And Consultancy	722,380,507.53	7,611,930.00	2,353,660.00	149,235,577.35	247,431,217.65	612,006,922.27	0.00	0.00	1,741,019,814.80
22412	Expenditure On Information System And Software Operation	127,770,232.88	2,874,934.00	9,715,747.00	196,507.00	407,918.00	2,312,402.09	0.00	0.00	143,277,740.97

Government of Nepal
Ministry of Finance
Financial Comptroller General Office
Economic Code & Source Wise Expenditure (Recurrent)
Fiscal Year: 2078/79

Economic Code	Economic Heads	GoN Cash		Cash		Reimbursable		Direct Payment		Commodity Grant	Total
		Grant	Loan	Grant	Loan	Grant	Loan	Grant	Loan		
22413	Contract Services Fee	5,211,262,802.74	0.00	5,934,881.00	9,396,900.86	58,984,784.65	1,391,071.44	0.00	0.00	0.00	5,286,970,440.69
22419	Other Services Fee	1,052,915,839.12	0.00	997,369.00	8,320,787.00	3,975,275.00	22,976,877.00	0.00	0.00	0.00	1,089,186,147.12
22511	Expenditure Related To Training Of Staff	834,432,664.02	2,189,556.00	1,202,857.00	42,043,282.31	19,490,904.49	14,243,679.57	0.00	0.00	0.00	913,602,943.39
22512	Expenditure Related To Skill Development And Public Awareness And Workshop	659,882,307.70	1,092,784.66	10,337,198.00	288,904,872.86	965,939,563.65	222,300,817.84	0.00	0.00	0.00	2,148,457,544.71
22521	Production Material/Service Expenditure	1,038,500,967.43	297,506.00	0.00	142,425.00	481,949.15	478,781.00	0.00	0.00	0.00	1,039,901,628.58
22522	Program Expenditure	9,210,685,369.24	98,949,355.04	18,592,298.11	1,084,224,826.19	255,920,794.35	521,087,014.54	15,539,612.38	323,797,480.39	0.00	11,528,796,750.24
22529	Miscellaneous Program Expenditure	5,247,546,863.29	0.00	0.00	5,288,578.62	528,322.00	0.00	0.00	0.00	0.00	5,253,363,763.91
22611	Monitoring, Evaluation Expenditure	1,039,095,573.37	4,649,761.00	2,539,441.00	34,664,697.36	52,203,846.61	5,287,731.00	0.00	0.00	0.00	1,138,441,050.34
22612	Travelling Expenditure	2,275,183,407.18	906,465.00	878,351.00	6,958,134.47	3,774,018.73	17,674,766.47	0.00	0.00	0.00	2,305,375,142.85
22613	Travelling Expenditure Of Vip And Delegation	52,945,182.07	0.00	0.00	6,500,000.00	0.00	0.00	0.00	0.00	0.00	59,445,182.07
22619	Other Travelling Expenditure	58,842,715.20	0.00	0.00	0.00	0.00	0.00	0.00	0.00	0.00	58,842,715.20
22711	Miscellaneous Expenditure	1,696,191,555.31	356,327.00	2,811,370.00	14,277,291.88	16,607,818.38	1,191,360.00	0.00	0.00	0.00	1,731,435,722.57
24111	Interest On Foreign Debt	7,540,939,858.00	0.00	0.00	0.00	0.00	0.00	0.00	0.00	0.00	7,540,939,858.00
24211	Interest On Internal Debt	37,684,993,303.77	0.00	0.00	0.00	0.00	0.00	0.00	0.00	0.00	37,684,993,303.77
25111	Current Grant Shared Allocation To Non-Financial Institution	1,103,275,022.00	0.00	0.00	0.00	0.00	0.00	0.00	0.00	0.00	1,103,275,022.00
25112	Capital Grant Shared Allocation To Non-Financial Enterprise	304,318,807.11	0.00	0.00	0.00	0.00	0.00	0.00	0.00	0.00	304,318,807.11
25211	Current Grant Shared Allocation To Non-Financial Business	2,493,261.03	0.00	0.00	38,750,946.47	3,016,478.57	0.00	0.00	0.00	0.00	44,260,686.07
25212	Capital Grant Shared Allocation To Non-Financial Business	95,000,000.00	0.00	0.00	0.00	0.00	0.00	0.00	0.00	0.00	95,000,000.00

(In Rs.)

Government of Nepal
Ministry of Finance
Financial Comptroller General Office
Economic Code & Source Wise Expenditure (Recurrent)
Fiscal Year: 2078/79

Economic Code	Economic Heads	GoN Cash	Cash		Reimbursable		Direct Payment		Commodity Grant	Total
			Grant	Loan	Grant	Loan	Grant	Loan		
25315	Support To Other Organizations	11,615,000.00	0.00	0.00	0.00	0.00	0.00	0.00	0.00	11,615,000.00
26211	International Membership Fee And Support	220,661,242.50	0.00	0.00	0.00	0.00	0.00	0.00	0.00	220,661,242.50
26331	Equalization Grant	152,524,637,338.00	0.00	0.00	0.00	0.00	0.00	0.00	0.00	152,524,637,338.00
26332	Conditional Grant	172,260,220,741.26	1,825,297,392.37	1,532,234,093.09	4,994,323,737.19	4,753,273,086.40	74,769,725.98	0.00	0.00	185,440,118,776.29
26333	Special Grant	891,729,472.00	0.00	0.00	0.00	0.00	0.00	0.00	0.00	891,729,472.00
26334	Complementary Grant	9,413,429,871.70	0.00	0.00	0.00	0.00	0.00	0.00	0.00	9,413,429,871.70
26336	Conditional Grants (Capital)	40,023,501,632.04	484,108,167.40	50,548,920.00	402,651,414.28	7,489,320,424.80	505,242,686.01	0.00	0.00	48,955,373,244.53
26337	Special Grants (Capital)	8,832,612,406.88	0.00	0.00	0.00	0.00	0.00	0.00	0.00	8,832,612,406.88
26411	Non -Conditional Current Grant Provided To Government Entity, Foundation, Committee, And Boards	299,266,993.79	0.00	0.00	0.00	0.00	7,252,523.15	0.00	0.00	306,519,516.94
26412	Conditional Current Grant Provided To Government Entity, Foundation, And Boards	44,147,249,593.06	1,734,640,601.00	4,711,590,197.67	752,764.40	66,123,849.70	346,171,735.35	0.00	0.00	51,006,528,741.18
26413	Conditional Current Grant Provided To Other Institutions	8,102,927,325.49	0.00	0.00	507,312,347.70	509,985,130.45	405,394,829.00	0.00	0.00	9,525,619,632.64
26421	Non -Conditional Capital Grant To Government Entity, Committee, Board	6,842,907,000.00	0.00	0.00	0.00	0.00	0.00	0.00	0.00	6,842,907,000.00
26422	Conditional Capital Grant To Government Entity, Committee, Board	9,215,329,231.14	0.00	922,318,237.74	0.00	2,478,833,940.33	157,347,401.85	0.00	0.00	12,773,828,811.06
26423	Conditional Capital Grant To Other Agencies	3,075,721,316.41	0.00	0.00	56,026,776.00	3,557,484,616.05	0.00	0.00	0.00	6,689,232,708.46
27111	Social Security	97,600,546,803.71	0.00	0.00	0.00	0.00	0.00	0.00	0.00	97,600,546,803.71
27112	Other Social Security	16,898,424,178.32	96,000,000.00	0.00	0.00	0.00	0.00	0.00	0.00	16,994,424,178.32
27211	Scholarship	786,632,692.00	0.00	332,000.00	0.00	95,773,800.00	0.00	0.00	0.00	882,738,492.00

Government of Nepal
Ministry of Finance
Financial Comptroller General Office
Economic Code & Source Wise Expenditure (Recurrent)
Fiscal Year: 2078/79

Economic Code	Economic Heads	GoN Cash	Cash		Reimbursable		Direct Payment		Commodity Grant	Total
			Grant	Loan	Grant	Loan	Grant	Loan		
27212	Rescue, Relief And Rehabilitation Expenses	125,783,095.44	0.00	792,483,750.00	0.00	0.00	0.00	0.00	0.00	918,266,845.44
27213	Medical Purchase Expenses	8,455,486,240.00	1,177,052.00	50,597,320.00	206,997,585.60	283,956,533.00	0.00	10,176,469,150.14	3,151,330,538.13	22,326,014,418.87
27311	Pension And Disability Allowance	64,625,932,882.68	0.00	0.00	0.00	0.00	0.00	0.00	0.00	64,625,932,882.68
27312	Gratuity	692,770,091.07	0.00	0.00	441,649.00	0.00	0.00	0.00	0.00	693,211,740.07
27313	Accumulated Leave Of Retiree	8,597,789,077.69	0.00	0.00	0.00	0.00	0.00	0.00	0.00	8,597,789,077.69
27314	Medical Treatment Of Retirees	12,712,011,060.28	0.00	0.00	0.00	0.00	0.00	0.00	0.00	12,712,011,060.28
27315	Facility Or Assistance To Deceased Employee	750,000.00	0.00	0.00	0.00	0.00	0.00	0.00	0.00	750,000.00
28141	Rent Of Land	8,097,109.41	0.00	0.00	0.00	0.00	0.00	0.00	0.00	8,097,109.41
28142	House Rent	2,056,334,802.96	0.00	0.00	19,312,039.00	22,986,227.63	19,514,378.42	0.00	0.00	2,118,147,448.01
28143	Rent For Transport Vehicle And Machinery Implements	663,420,074.08	0.00	0.00	4,315,867.50	672,604.00	0.00	0.00	0.00	668,408,545.58
28149	Other Rent	66,407,299.75	0.00	0.00	0.00	228,650.00	0.00	0.00	0.00	66,635,949.75
28211	Refund Of Revenue	123,941,598.00	0.00	0.00	0.00	0.00	0.00	0.00	0.00	123,941,598.00
28212	Judicial Refund	39,953,859.20	0.00	0.00	0.00	0.00	0.00	0.00	0.00	39,953,859.20
28219	Other Refundable	31,276,761.00	0.00	0.00	0.00	0.00	0.00	0.00	0.00	31,276,761.00
28911	Current Contingency Expenses	0.00	0.00	0.00	0.00	0.00	0.00	0.00	0.00	0.00
Total		896,236,192,993.52	4,264,025,063.47	8,161,609,947.10	7,989,332,696.57	21,032,825,609.77	2,965,638,429.62	10,192,008,762.52	3,475,128,018.52	954,316,761,521.09

Government of Nepal
Ministry of Finance
Financial Comptroller General Office
Economic Code & Source Wise Expenditure (Capital)
Fiscal Year: 2078/79

Economic Code	Economic Head	GoN Cash		Cash		Reimbursable		Direct Payment		Commodity Grant	Total
		Grant	Loan	Grant	Loan	Grant	Loan	Grant	Loan		
31111	Residential Building Construction/ Purchase	111,403,512.95	0.00	0.00	0.00	0.00	0.00	0.00	0.00	0.00	111,403,512.95
31112	Non-Residential Building Purchase/ Construction	21,245,241,373.26	0.00	1,302,943,859.24	4,767,323,227.72	9,551,323,808.98	154,159,454.15	26,638,516.30	0.00	0.00	37,047,630,239.65
31113	Capital Formation - Building	99,402,006.35	0.00	13,235,883.61	0.00	1,850,000.00	2,909,356.95	0.00	0.00	0.00	117,397,246.91
31114	Land Development Work	8,030,144.30	0.00	0.00	0.00	0.00	0.00	0.00	0.00	0.00	8,030,144.30
31121	Transport Vehicle	750,273,988.07	474,599.00	105,993,253.00	107,370,045.95	97,291,268.92	2,450,177.00	0.00	0.00	0.00	1,063,853,331.94
31122	Machinery And Implements	7,529,487,207.23	15,030,070.06	917,135,778.00	246,288,701.83	988,050,585.00	104,025,883.81	0.00	0.00	36,635,438.00	9,836,653,663.93
31123	Furniture & Fixtures	1,036,514,234.38	4,115,342.00	32,550,082.88	27,752,758.64	19,044,909.04	1,663,103.24	0.00	0.00	0.00	1,121,630,430.18
31131	Animal Asset And Horticulture Development Expenses	10,049,076.61	0.00	0.00	0.00	0.00	0.00	0.00	0.00	0.00	10,049,076.61
31132	Expense On Research And Development	8,150,153.15	0.00	0.00	64,606,460.26	90,902.84	156,253,746.57	0.00	0.00	0.00	229,101,262.82
31134	Expense On Computer Software Construction And Procurement	626,249,602.31	0.00	15,344,276.00	13,263,328.90	0.00	1,147,881.00	0.00	0.00	0.00	656,005,088.21
31135	Capital Consultancy Expense	3,508,552,575.21	0.00	668,006,142.96	306,855,391.72	1,267,253,588.71	134,244,421.63	629,508,071.47	0.00	0.00	6,514,420,191.70
31141	Expenses For Acquisition Of Security Equipment	1,080,632,435.90	0.00	0.00	0.00	0.00	0.00	0.00	0.00	0.00	1,080,632,435.90
31151	Road & Bridge Construction	47,921,691,408.11	0.00	18,861,325,365.45	293,495,868.23	8,431,854,709.79	126,845,137.00	7,343,503,893.16	0.00	0.00	82,978,716,381.74
31152	Railway & Aiport Construction	1,457,746,484.53	0.00	944,199,184.86	0.00	0.00	0.00	0.00	0.00	0.00	2,401,945,669.39
31153	Hydropower Infrastructure Construction	262,788,098.23	0.00	91,100,112.00	0.00	0.00	0.00	0.00	0.00	0.00	353,888,210.23
31154	River Embankment And Bundh Construction	6,799,398,270.35	21,777,612.00	2,658,814,041.90	905,600.00	18,791,200.00	0.00	32,672,097.49	0.00	0.00	9,532,358,821.74
31155	Irrigation Infrastructure Construction	9,476,868,068.43	0.00	2,246,531,585.24	0.00	838,851,409.04	0.00	0.00	0.00	0.00	12,562,251,062.71
31156	Water Supply Infrastructure Construction	9,171,016,322.39	0.00	739,593,201.79	0.00	1,448,012,208.50	0.00	198,714,488.28	0.00	0.00	11,557,336,220.96

Government of Nepal
Ministry of Finance
Financial Comptroller General Office
Economic Code & Source Wise Expenditure (Capital)
Fiscal Year: 2078/79

(In Rs.)

Economic Code	Economic Head	GoN Cash	Cash		Reimbursable		Direct Payment		Commodity Grant	Total
			Grant	Loan	Grant	Loan	Grant	Loan		
31157	Forest And Environment Protection	736,691,699.77	3,047,773.00	32,643,560.20	136,584,992.85	5,355,830.06	9,177,000.00	0.00	0.00	923,500,855.88
31158	Sanitation Infrastructure Construction	2,086,553,737.01	0.00	56,740,995.05	0.00	14,200,000.00	0.00	983,924,605.57	0.00	3,141,419,337.63
31159	Other Public Construction Works	15,083,831,800.27	14,469,238.00	1,838,829,786.79	557,511,272.80	235,619,430.54	0.00	0.00	0.00	17,730,261,528.40
31161	Expenses For Infrastructure Improvement Of Constructed Building	643,269,143.20	0.00	43,609,044.33	1,306,328.95	54,903,992.30	0.00	0.00	0.00	743,088,508.78
31171	Capital Improvement Expenditure Public Works	2,485,781,029.52	0.00	189,851,629.91	0.00	13,827,952.94	0.00	0.00	0.00	2,689,460,612.37
31172	Capital Research & Consultancy	0.00	0.00	0.00	0.00	0.00	0.00	0.00	0.00	0.00
31411	Expense On Land Acquisition	11,957,903,305.64	0.00	1,830,127,897.41	0.00	0.00	0.00	0.00	0.00	13,788,031,203.05
31441	Contract, Lease And License Purchase Expense	1,040,785.00	0.00	0.00	11,844,131.00	0.00	0.00	0.00	0.00	12,884,916.00
31511	Contingency Capital	749,740.00	0.00	0.00	382,500.00	0.00	0.00	0.00	0.00	1,132,240.00
Total		144,099,316,202.17	58,914,634.06	32,588,575,680.62	6,535,490,608.85	22,986,321,796.66	692,866,161.35	9,214,961,672.27	36,635,438.00	216,213,082,193.98

Government of Nepal
Ministry of Finance
Financial Comptroller General Office
Economic Code & Source Wise Expenditure (Financing)
Fiscal Year: 2078/79

Economic Code	Economic Head	GoN Cash	Cash Loan	Reimbursable Loan	Direct Payment		Commodity Grant	Grand Total
					Grant	Loan		
32142	Loan Investment On Public Corporations	22,486,371,094.00	1,150,528,906.00	3,993,602,020.00	60,267,444.62	19,609,647,039.75	0.00	47,300,416,504.37
32151	Share Investment On Corporation	12,048,043,081.00	1,770,000,000.00	0.00	1,403,358,158.65	0.00	0.00	15,221,401,239.65
32251	Foreign Share Investment	195,501,600.00	0.00	0.00	0.00	0.00	0.00	195,501,600.00
33195	Development Bond Amortization	47,337,795,000.00	0.00	0.00	0.00	0.00	0.00	47,337,795,000.00
33242	Payment Of Foreign Loan Capital	29,415,859,529.90	0.00	0.00	0.00	0.00	0.00	29,415,859,529.90
Total		111,483,570,304.90	2,920,528,906.00	3,993,602,020.00	1,463,625,603.27	19,609,647,039.75	0.00	139,470,973,873.92

(In Rs.)

Government of Nepal
Ministry of Finance
Financial Comptroller General Office
Ministry and Economic Code Wise Expenditure
Fiscal Year: 2078/79

(In Rs.)

Ministry/ Budget Entity	Economic Codes	Economic Heads	GoN Cash	Cash Grant	Cash Loan	Reimbursable Grant	Reimbursable Loan	Direct Grant	Direct Loan	Commodity Grant	Total Expenditure
101	President		139,881,801.79	0.00	0.00	0.00	0.00	0.00	0.00	0.00	139,881,801.79
	21111	Remuneration, Employees	19,916,646.90	0.00	0.00	0.00	0.00	0.00	0.00	0.00	19,916,646.90
	21112	Remuneration, Officials	18,818,010.00	0.00	0.00	0.00	0.00	0.00	0.00	0.00	18,818,010.00
	21121	Dress	662,926.00	0.00	0.00	0.00	0.00	0.00	0.00	0.00	662,926.00
	21132	Dearness Allowance	873,866.66	0.00	0.00	0.00	0.00	0.00	0.00	0.00	873,866.66
	21134	Meeting Allowance Of Employees	113,500.00	0.00	0.00	0.00	0.00	0.00	0.00	0.00	113,500.00
	21139	Other Allowance	5,000.00	0.00	0.00	0.00	0.00	0.00	0.00	0.00	5,000.00
	21142	Other Facilities For The Official	1,200,940.64	0.00	0.00	0.00	0.00	0.00	0.00	0.00	1,200,940.64
	21149	Other Allowance For The Office Bearers	7,165,763.00	0.00	0.00	0.00	0.00	0.00	0.00	0.00	7,165,763.00
	21213	Expenses Of Fund On Contribution Based Employee's Insurance	146,973.33	0.00	0.00	0.00	0.00	0.00	0.00	0.00	146,973.33
	22111	Water And Electricity	12,192,128.62	0.00	0.00	0.00	0.00	0.00	0.00	0.00	12,192,128.62
	22112	Communication Fee	2,639,259.00	0.00	0.00	0.00	0.00	0.00	0.00	0.00	2,639,259.00
	22211	Fuel (For Officials)	3,635,300.00	0.00	0.00	0.00	0.00	0.00	0.00	0.00	3,635,300.00
	22212	Fuel For Official Purpose	4,300,000.00	0.00	0.00	0.00	0.00	0.00	0.00	0.00	4,300,000.00
	22213	Vehicle Maintenance Expenditure /Cost	3,463,760.09	0.00	0.00	0.00	0.00	0.00	0.00	0.00	3,463,760.09
	22214	Insurance And Renewal Expenditure/Cost	900,000.00	0.00	0.00	0.00	0.00	0.00	0.00	0.00	900,000.00
	22221	Machinery And Equipment Maintenance And Operation Expenditure	1,397,948.74	0.00	0.00	0.00	0.00	0.00	0.00	0.00	1,397,948.74
	22231	Constructed Public Property Maintenance Expenditure	722,131.37	0.00	0.00	0.00	0.00	0.00	0.00	0.00	722,131.37
	22291	Operation And Maintenance Expenditure Of Other Property	400,000.00	0.00	0.00	0.00	0.00	0.00	0.00	0.00	400,000.00
	22311	Stationeries And Office Goods	5,964,158.72	0.00	0.00	0.00	0.00	0.00	0.00	0.00	5,964,158.72
	22314	Fuel – Other Purpose	684,072.94	0.00	0.00	0.00	0.00	0.00	0.00	0.00	684,072.94
	22315	Publication Expenditure Of Newspaper, Printing And Information	771,354.75	0.00	0.00	0.00	0.00	0.00	0.00	0.00	771,354.75
	22319	Expenditure On Operation Of Other Office	2,360,829.95	0.00	0.00	0.00	0.00	0.00	0.00	0.00	2,360,829.95

Government of Nepal
Ministry of Finance
Financial Comptroller General Office
Ministry and Economic Code Wise Expenditure
Fiscal Year: 2078/79

(in Rs.)

Ministry/ Budget Entity	Economic Codes	Economic Heads	GoN Cash	Cash Grant	Cash Loan	Reimbursable Grant	Reimbursable Loan	Direct Grant	Direct Loan	Commodity Grant	Total Expenditure
	22411	Expenditure On Services And Consultancy	994,000.00	0.00	0.00	0.00	0.00	0.00	0.00	0.00	994,000.00
	22413	Contract Services Fee	7,477,820.00	0.00	0.00	0.00	0.00	0.00	0.00	0.00	7,477,820.00
	22419	Other Services Fee	9,568,493.39	0.00	0.00	0.00	0.00	0.00	0.00	0.00	9,568,493.39
	22522	Program Expenditure	2,767,875.10	0.00	0.00	0.00	0.00	0.00	0.00	0.00	2,767,875.10
	22612	Travelling Expenditure	1,799,713.00	0.00	0.00	0.00	0.00	0.00	0.00	0.00	1,799,713.00
	22613	Travelling Expenditure Of VIPS s And Delegations	192,310.00	0.00	0.00	0.00	0.00	0.00	0.00	0.00	192,310.00
	22711	Miscellaneous Expenditure	10,499,644.85	0.00	0.00	0.00	0.00	0.00	0.00	0.00	10,499,644.85
	31122	Machinery And Implements	5,121,025.35	0.00	0.00	0.00	0.00	0.00	0.00	0.00	5,121,025.35
	31123	Furniture & Fixtures	4,198,349.66	0.00	0.00	0.00	0.00	0.00	0.00	0.00	4,198,349.66
	31159	Other Public Construction Works	8,927,999.73	0.00	0.00	0.00	0.00	0.00	0.00	0.00	8,927,999.73
102	Deputy President		45,516,669.66	0.00	0.00	0.00	0.00	0.00	0.00	0.00	45,516,669.66
	21111	Remuneration, Employees	7,695,822.68	0.00	0.00	0.00	0.00	0.00	0.00	0.00	7,695,822.68
	21112	Remuneration, Officials	11,905,563.00	0.00	0.00	0.00	0.00	0.00	0.00	0.00	11,905,563.00
	21121	Dress	100,000.00	0.00	0.00	0.00	0.00	0.00	0.00	0.00	100,000.00
	21132	Dearness Allowance	286,000.00	0.00	0.00	0.00	0.00	0.00	0.00	0.00	286,000.00
	21134	Meeting Allowance Of Employees	198,000.00	0.00	0.00	0.00	0.00	0.00	0.00	0.00	198,000.00
	21139	Other Allowance	64,000.00	0.00	0.00	0.00	0.00	0.00	0.00	0.00	64,000.00
	21142	Other Facilities For The Official	575,356.00	0.00	0.00	0.00	0.00	0.00	0.00	0.00	575,356.00
	21149	Other Allowance For The Office Bearers	5,204,010.00	0.00	0.00	0.00	0.00	0.00	0.00	0.00	5,204,010.00
	21213	Expenses Of Fund On Contribution Based Employee's Insurance	49,200.00	0.00	0.00	0.00	0.00	0.00	0.00	0.00	49,200.00
	22111	Water And Electricity	762,207.20	0.00	0.00	0.00	0.00	0.00	0.00	0.00	762,207.20
	22112	Communication Fee	591,912.41	0.00	0.00	0.00	0.00	0.00	0.00	0.00	591,912.41
	22211	Fuel (For Officials)	2,315,590.20	0.00	0.00	0.00	0.00	0.00	0.00	0.00	2,315,590.20
	22212	Fuel For Official Purpose	1,276,273.03	0.00	0.00	0.00	0.00	0.00	0.00	0.00	1,276,273.03
	22213	Vehicle Maintenance Expenditure /Cost	1,620,418.07	0.00	0.00	0.00	0.00	0.00	0.00	0.00	1,620,418.07
	22214	Insurance And Renewal Expenditure/Cost	447,579.40	0.00	0.00	0.00	0.00	0.00	0.00	0.00	447,579.40

Government of Nepal
Ministry of Finance
Financial Comptroller General Office
Ministry and Economic Code Wise Expenditure
Fiscal Year: 2078/79

(In Rs.)

Ministry/ Budget Entity	Economic Codes	Economic Heads	GoN Cash	Cash Grant	Cash Loan	Reimbursable Grant	Reimbursable Loan	Direct Grant	Direct Loan	Commodity Grant	Total Expenditure
	22221	Machinery And Equipment Maintenance And Operation Expenditure	292,653.73	0.00	0.00	0.00	0.00	0.00	0.00	0.00	292,653.73
	22291	Operation And Maintenance Expenditure Of Other Property	281,212.59	0.00	0.00	0.00	0.00	0.00	0.00	0.00	281,212.59
	22311	Stationeries And Office Goods	2,188,015.32	0.00	0.00	0.00	0.00	0.00	0.00	0.00	2,188,015.32
	22314	Fuel – Other Purpose	63,885.00	0.00	0.00	0.00	0.00	0.00	0.00	0.00	63,885.00
	22315	Publication Expenditure Of Newspaper, Printing And Information	503,987.50	0.00	0.00	0.00	0.00	0.00	0.00	0.00	503,987.50
	22413	Contract Services Fee	3,462,058.66	0.00	0.00	0.00	0.00	0.00	0.00	0.00	3,462,058.66
	22511	Expenditure Related To Training Of Staff	49,490.00	0.00	0.00	0.00	0.00	0.00	0.00	0.00	49,490.00
	22529	Miscellaneous Program Expenditure	0.00	0.00	0.00	0.00	0.00	0.00	0.00	0.00	0.00
	22611	Monitoring, Evaluation Expenditure	91,147.00	0.00	0.00	0.00	0.00	0.00	0.00	0.00	91,147.00
	22612	Travelling Expenditure	826,741.00	0.00	0.00	0.00	0.00	0.00	0.00	0.00	826,741.00
	22711	Miscellaneous Expenditure	2,696,360.00	0.00	0.00	0.00	0.00	0.00	0.00	0.00	2,696,360.00
	31122	Machinery And Implements	883,559.98	0.00	0.00	0.00	0.00	0.00	0.00	0.00	883,559.98
	31123	Furniture & Fixtures	499,691.21	0.00	0.00	0.00	0.00	0.00	0.00	0.00	499,691.21
	31158	Sanitation Infrastructure Construction	100,000.00	0.00	0.00	0.00	0.00	0.00	0.00	0.00	100,000.00
	31159	Other Public Construction Works	296,726.70	0.00	0.00	0.00	0.00	0.00	0.00	0.00	296,726.70
	31171	Capital Improvement Expenditure Public Works	189,208.98	0.00	0.00	0.00	0.00	0.00	0.00	0.00	189,208.98
103	Chief of Provinces		154,915,108.37	0.00	0.00	0.00	0.00	0.00	0.00	0.00	154,915,108.37
	21111	Remuneration, Employees	37,949,341.10	0.00	0.00	0.00	0.00	0.00	0.00	0.00	37,949,341.10
	21112	Remuneration, Officials	7,203,236.33	0.00	0.00	0.00	0.00	0.00	0.00	0.00	7,203,236.33
	21121	Dress	701,000.00	0.00	0.00	0.00	0.00	0.00	0.00	0.00	701,000.00
	21132	Dearness Allowance	1,361,733.00	0.00	0.00	0.00	0.00	0.00	0.00	0.00	1,361,733.00
	21134	Meeting Allowance Of Employees	39,300.00	0.00	0.00	0.00	0.00	0.00	0.00	0.00	39,300.00
	21139	Other Allowance	8,600.00	0.00	0.00	0.00	0.00	0.00	0.00	0.00	8,600.00

Government of Nepal
Ministry of Finance
Financial Comptroller General Office
Ministry and Economic Code Wise Expenditure
Fiscal Year: 2078/79

Ministry/ Budget Entity	Economic Codes	Economic Heads	GoN Cash	Cash Grant	Cash Loan	Reimbursable Grant	Reimbursable Loan	Direct Grant	Direct Loan	Commodity Grant	Total Expenditure	(in Rs.)
	21212	Expenses Of Fund On Contribution Based Employee's Pension And Gratuity	32,715.40	0.00	0.00	0.00	0.00	0.00	0.00	0.00	32,715.40	
	21213	Expenses Of Fund On Contribution Based Employee's Insurance	227,386.00	0.00	0.00	0.00	0.00	0.00	0.00	0.00	227,386.00	
	22111	Water And Electricity	2,980,766.10	0.00	0.00	0.00	0.00	0.00	0.00	0.00	2,980,766.10	
	22112	Communication Fee	1,938,975.00	0.00	0.00	0.00	0.00	0.00	0.00	0.00	1,938,975.00	
	22211	Fuel (For Officials)	3,374,361.12	0.00	0.00	0.00	0.00	0.00	0.00	0.00	3,374,361.12	
	22212	Fuel For Official Purpose	6,215,554.43	0.00	0.00	0.00	0.00	0.00	0.00	0.00	6,215,554.43	
	22213	Vehicle Maintenance Expenditure /Cost	9,138,750.29	0.00	0.00	0.00	0.00	0.00	0.00	0.00	9,138,750.29	
	22214	Insurance And Renewal Expenditure/Cost	1,185,278.76	0.00	0.00	0.00	0.00	0.00	0.00	0.00	1,185,278.76	
	22221	Machinery And Equipment Maintenance And Operation Expenditure	2,052,870.00	0.00	0.00	0.00	0.00	0.00	0.00	0.00	2,052,870.00	
	22231	Constructed Public Property Maintenance Expenditure	4,006,081.10	0.00	0.00	0.00	0.00	0.00	0.00	0.00	4,006,081.10	
	22311	Stationeries And Office Goods	10,348,558.27	0.00	0.00	0.00	0.00	0.00	0.00	0.00	10,348,558.27	
	22314	Fuel – Other Purpose	548,555.00	0.00	0.00	0.00	0.00	0.00	0.00	0.00	548,555.00	
	22315	Publication Expenditure Of Newspaper, Printing And Information	975,373.00	0.00	0.00	0.00	0.00	0.00	0.00	0.00	975,373.00	
	22412	Expenditure On Information System And Software Operation	486,285.00	0.00	0.00	0.00	0.00	0.00	0.00	0.00	486,285.00	
	22413	Contract Services Fee	35,626,539.34	0.00	0.00	0.00	0.00	0.00	0.00	0.00	35,626,539.34	
	22522	Program Expenditure	2,850,464.00	0.00	0.00	0.00	0.00	0.00	0.00	0.00	2,850,464.00	
	22611	Monitoring, Evaluation Expenditure	1,064,135.00	0.00	0.00	0.00	0.00	0.00	0.00	0.00	1,064,135.00	
	22612	Travelling Expenditure	8,519,787.66	0.00	0.00	0.00	0.00	0.00	0.00	0.00	8,519,787.66	
	22711	Miscellaneous Expenditure	10,417,698.97	0.00	0.00	0.00	0.00	0.00	0.00	0.00	10,417,698.97	
	28142	House Rent	1,477,337.00	0.00	0.00	0.00	0.00	0.00	0.00	0.00	1,477,337.00	
	31111	Residential Building Construction/ Purchase	0.00	0.00	0.00	0.00	0.00	0.00	0.00	0.00	0.00	
	31122	Machinery And Implements	1,549,201.00	0.00	0.00	0.00	0.00	0.00	0.00	0.00	1,549,201.00	
	31123	Furniture & Fixtures	1,851,734.00	0.00	0.00	0.00	0.00	0.00	0.00	0.00	1,851,734.00	

Government of Nepal
Ministry of Finance
Financial Comptroller General Office
Ministry and Economic Code Wise Expenditure
Fiscal Year: 2078/79

(In Rs.)

Ministry/ Budget Entity	Economic Codes	Economic Heads	GoN Cash	Cash Grant	Cash Loan	Reimbursable Grant	Reimbursable Loan	Direct Grant	Direct Loan	Commodity Grant	Total Expenditure
	31134	Expense On Computer Software Construction And Procurement	0.00	0.00	0.00	0.00	0.00	0.00	0.00	0.00	0.00
	31159	Other Public Construction Works	168,111.00	0.00	0.00	0.00	0.00	0.00	0.00	0.00	168,111.00
	31171	Capital Improvement Expenditure Public Works	615,380.50	0.00	0.00	0.00	0.00	0.00	0.00	0.00	615,380.50
202	Federal Parliament		1,157,955,933.75	0.00	0.00	0.00	0.00	0.00	0.00	0.00	1,157,955,933.75
	21111	Remuneration, Employees	169,303,734.39	0.00	0.00	0.00	0.00	0.00	0.00	0.00	169,303,734.39
	21112	Remuneration, Officials	435,578,498.27	0.00	0.00	0.00	0.00	0.00	0.00	0.00	435,578,498.27
	21121	Dress	3,820,000.00	0.00	0.00	0.00	0.00	0.00	0.00	0.00	3,820,000.00
	21132	Dearness Allowance	5,934,783.44	0.00	0.00	0.00	0.00	0.00	0.00	0.00	5,934,783.44
	21134	Meeting Allowance Of Employees	1,747,975.00	0.00	0.00	0.00	0.00	0.00	0.00	0.00	1,747,975.00
	21135	Employee Incentive Allowances	45,296,614.00	0.00	0.00	0.00	0.00	0.00	0.00	0.00	45,296,614.00
	21141	Meeting Allowance For Official	30,732,630.00	0.00	0.00	0.00	0.00	0.00	0.00	0.00	30,732,630.00
	21142	Other Facilities For The Official	69,622,272.27	0.00	0.00	0.00	0.00	0.00	0.00	0.00	69,622,272.27
	21149	Other Allowance For The Office Bearers	3,655,417.95	0.00	0.00	0.00	0.00	0.00	0.00	0.00	3,655,417.95
	21212	Expenses Of Fund On Contribution Based Employee's Pension And Gratuity	4,800.00	0.00	0.00	0.00	0.00	0.00	0.00	0.00	4,800.00
	22111	Water And Electricity	9,409,768.70	0.00	0.00	0.00	0.00	0.00	0.00	0.00	9,409,768.70
	22112	Communication Fee	4,845,806.54	0.00	0.00	0.00	0.00	0.00	0.00	0.00	4,845,806.54
	22211	Fuel (For Officials)	7,453,756.31	0.00	0.00	0.00	0.00	0.00	0.00	0.00	7,453,756.31
	22212	Fuel For Official Purpose	10,513,852.61	0.00	0.00	0.00	0.00	0.00	0.00	0.00	10,513,852.61
	22213	Vehicle Maintenance Expenditure /Cost	13,340,334.90	0.00	0.00	0.00	0.00	0.00	0.00	0.00	13,340,334.90
	22214	Insurance And Renewal Expenditure/Cost	2,857,415.23	0.00	0.00	0.00	0.00	0.00	0.00	0.00	2,857,415.23
	22221	Machinery And Equipment Maintenance And Operation Expenditure	2,924,874.88	0.00	0.00	0.00	0.00	0.00	0.00	0.00	2,924,874.88
	22231	Constructed Public Property Maintenance Expenditure	2,341,013.83	0.00	0.00	0.00	0.00	0.00	0.00	0.00	2,341,013.83
	22291	Operation And Maintenance Expenditure Of Other Property	1,252,675.63	0.00	0.00	0.00	0.00	0.00	0.00	0.00	1,252,675.63

Government of Nepal
Ministry of Finance
Financial Comptroller General Office
Ministry and Economic Code Wise Expenditure
Fiscal Year: 2078/79

(in Rs.)

Ministry/ Budget Entity	Economic Codes	Economic Heads	GoN Cash	Cash Grant	Cash Loan	Reimbursable Grant	Reimbursable Loan	Direct Grant	Direct Loan	Commodity Grant	Total Expenditure
	22311	Stationeries And Office Goods	31,583,702.63	0.00	0.00	0.00	0.00	0.00	0.00	0.00	31,583,702.63
	22313	Books And Materials Expenditure	782,133.00	0.00	0.00	0.00	0.00	0.00	0.00	0.00	782,133.00
	22315	Publication Expenditure Of Newspaper, Printing And Information	2,491,971.40	0.00	0.00	0.00	0.00	0.00	0.00	0.00	2,491,971.40
	22411	Expenditure On Services And Consultancy	3,021,974.08	0.00	0.00	0.00	0.00	0.00	0.00	0.00	3,021,974.08
	22412	Expenditure On Information System And Software Operation	1,159,778.91	0.00	0.00	0.00	0.00	0.00	0.00	0.00	1,159,778.91
	22413	Contract Services Fee	35,765,607.97	0.00	0.00	0.00	0.00	0.00	0.00	0.00	35,765,607.97
	22511	Expenditure Related To Training Of Staff	159,837.00	0.00	0.00	0.00	0.00	0.00	0.00	0.00	159,837.00
	22522	Program Expenditure	18,993,041.95	0.00	0.00	0.00	0.00	0.00	0.00	0.00	18,993,041.95
	22611	Monitoring, Evaluation Expenditure	21,978,453.97	0.00	0.00	0.00	0.00	0.00	0.00	0.00	21,978,453.97
	22612	Travelling Expenditure	1,477,618.00	0.00	0.00	0.00	0.00	0.00	0.00	0.00	1,477,618.00
	22613	Travelling Expenditure Of VIPs And Delegations	4,447,502.00	0.00	0.00	0.00	0.00	0.00	0.00	0.00	4,447,502.00
	22711	Miscellaneous Expenditure	22,651,530.16	0.00	0.00	0.00	0.00	0.00	0.00	0.00	22,651,530.16
	27213	Medical Purchase Expenses	3,000,000.00	0.00	0.00	0.00	0.00	0.00	0.00	0.00	3,000,000.00
	28142	House Rent	142,538,241.00	0.00	0.00	0.00	0.00	0.00	0.00	0.00	142,538,241.00
	31121	Transport Vehicle	1,570,799.99	0.00	0.00	0.00	0.00	0.00	0.00	0.00	1,570,799.99
	31122	Machinery And Implements	27,497,680.29	0.00	0.00	0.00	0.00	0.00	0.00	0.00	27,497,680.29
	31123	Furniture & Fixtures	11,044,496.36	0.00	0.00	0.00	0.00	0.00	0.00	0.00	11,044,496.36
	31134	Expense On Computer Software Construction And Procurement	723,200.00	0.00	0.00	0.00	0.00	0.00	0.00	0.00	723,200.00
	31171	Capital Improvement Expenditure Public Works	6,432,141.09	0.00	0.00	0.00	0.00	0.00	0.00	0.00	6,432,141.09
204	Courts		7,588,644,561.13	0.00	0.00	0.00	0.00	0.00	0.00	0.00	7,588,644,561.13
	21111	Remuneration, Employees	2,211,831,660.79	0.00	0.00	0.00	0.00	0.00	0.00	0.00	2,211,831,660.79
	21112	Remuneration, Officials	372,699,401.02	0.00	0.00	0.00	0.00	0.00	0.00	0.00	372,699,401.02
	21121	Dress	44,426,220.00	0.00	0.00	0.00	0.00	0.00	0.00	0.00	44,426,220.00
	21123	Medical Treatment Expenses	3,716,407.20	0.00	0.00	0.00	0.00	0.00	0.00	0.00	3,716,407.20
	21131	Local Allowance	31,101,996.76	0.00	0.00	0.00	0.00	0.00	0.00	0.00	31,101,996.76

Government of Nepal
Ministry of Finance
Financial Comptroller General Office
Ministry and Economic Code Wise Expenditure
Fiscal Year: 2078/79

(In Rs.)

Ministry/ Budget Entity	Economic Codes	Economic Heads	GoN Cash	Cash Grant	Cash Loan	Reimbursable Grant	Reimbursable Loan	Direct Grant	Direct Loan	Commodity Grant	Total Expenditure
	21132	Dearness Allowance	89,881,736.45	0.00	0.00	0.00	0.00	0.00	0.00	0.00	89,881,736.45
	21133	Field Allowance	13,121,146.58	0.00	0.00	0.00	0.00	0.00	0.00	0.00	13,121,146.58
	21134	Meeting Allowance Of Employees	4,226,815.00	0.00	0.00	0.00	0.00	0.00	0.00	0.00	4,226,815.00
	21135	Employee Incentive Allowances	890,492.00	0.00	0.00	0.00	0.00	0.00	0.00	0.00	890,492.00
	21139	Other Allowance	14,067,011.90	0.00	0.00	0.00	0.00	0.00	0.00	0.00	14,067,011.90
	21141	Meeting Allowance For Official	238,250.00	0.00	0.00	0.00	0.00	0.00	0.00	0.00	238,250.00
	21142	Other Facilities For The Official	290,661,702.61	0.00	0.00	0.00	0.00	0.00	0.00	0.00	290,661,702.61
	21149	Other Allowance For The Office Bearers	1,033,737.50	0.00	0.00	0.00	0.00	0.00	0.00	0.00	1,033,737.50
	21212	Expenses Of Fund On Contribution Based Employee's Pension And Gratuity	3,165,328.48	0.00	0.00	0.00	0.00	0.00	0.00	0.00	3,165,328.48
	21213	Expenses Of Fund On Contribution Based Employee's Insurance	16,652,153.88	0.00	0.00	0.00	0.00	0.00	0.00	0.00	16,652,153.88
	21222	Expenses Of Contribution Based Pension And Gratuity Fund Of Officials	41,358.44	0.00	0.00	0.00	0.00	0.00	0.00	0.00	41,358.44
	21223	Expenses Of Fund On Contribution Based Insurance	1,643,613.13	0.00	0.00	0.00	0.00	0.00	0.00	0.00	1,643,613.13
	22111	Water And Electricity	75,108,682.67	0.00	0.00	0.00	0.00	0.00	0.00	0.00	75,108,682.67
	22112	Communication Fee	74,135,227.48	0.00	0.00	0.00	0.00	0.00	0.00	0.00	74,135,227.48
	22211	Fuel (For Officials)	59,022,453.00	0.00	0.00	0.00	0.00	0.00	0.00	0.00	59,022,453.00
	22212	Fuel For Official Purpose	46,742,906.11	0.00	0.00	0.00	0.00	0.00	0.00	0.00	46,742,906.11
	22213	Vehicle Maintenance Expenditure /Cost	73,325,945.10	0.00	0.00	0.00	0.00	0.00	0.00	0.00	73,325,945.10
	22214	Insurance And Renewal Expenditure/Cost	17,706,069.86	0.00	0.00	0.00	0.00	0.00	0.00	0.00	17,706,069.86
	22221	Machinery And Equipment Maintenance And Operation Expenditure	32,073,317.44	0.00	0.00	0.00	0.00	0.00	0.00	0.00	32,073,317.44
	22231	Constructed Public Property Maintenance Expenditure	19,174,485.75	0.00	0.00	0.00	0.00	0.00	0.00	0.00	19,174,485.75
	22291	Operation And Maintenance Expenditure Of Other Property	10,232,894.00	0.00	0.00	0.00	0.00	0.00	0.00	0.00	10,232,894.00
	22311	Stationeries And Office Goods	134,965,772.01	0.00	0.00	0.00	0.00	0.00	0.00	0.00	134,965,772.01

Government of Nepal
Ministry of Finance
Financial Comptroller General Office
Ministry and Economic Code Wise Expenditure
Fiscal Year: 2078/79

(in Rs.)

Ministry/ Budget Entity	Economic Codes	Economic Heads	GoN Cash	Cash Grant	Cash Loan	Reimbursable Grant	Reimbursable Loan	Direct Grant	Direct Loan	Commodity Grant	Total Expenditure
	22313	Books And Materials Expenditure	7,341,335.70	0.00	0.00	0.00	0.00	0.00	0.00	0.00	7,341,335.70
	22314	Fuel – Other Purpose	10,364,068.62	0.00	0.00	0.00	0.00	0.00	0.00	0.00	10,364,068.62
	22315	Publication Expenditure Of Newspaper, Printing And Information	41,987,137.90	0.00	0.00	0.00	0.00	0.00	0.00	0.00	41,987,137.90
	22319	Expenditure On Operation Of Other Office	2,658,269.25	0.00	0.00	0.00	0.00	0.00	0.00	0.00	2,658,269.25
	22411	Expenditure On Services And Consultancy	8,644,983.60	0.00	0.00	0.00	0.00	0.00	0.00	0.00	8,644,983.60
	22412	Expenditure On Information System And Software Operation	1,653,271.00	0.00	0.00	0.00	0.00	0.00	0.00	0.00	1,653,271.00
	22413	Contract Services Fee	67,910,401.34	0.00	0.00	0.00	0.00	0.00	0.00	0.00	67,910,401.34
	22419	Other Services Fee	382,234,191.94	0.00	0.00	0.00	0.00	0.00	0.00	0.00	382,234,191.94
	22511	Expenditure Related To Training Of Staff	19,202,886.00	0.00	0.00	0.00	0.00	0.00	0.00	0.00	19,202,886.00
	22512	Expenditure Related To Skill Development And Public Awareness And Workshop Expenditure	23,740,073.00	0.00	0.00	0.00	0.00	0.00	0.00	0.00	23,740,073.00
	22522	Program Expenditure	48,618,616.20	0.00	0.00	0.00	0.00	0.00	0.00	0.00	48,618,616.20
	22529	Miscellaneous Program Expenditure	20,835,542.23	0.00	0.00	0.00	0.00	0.00	0.00	0.00	20,835,542.23
	22611	Monitoring, Evaluation Expenditure	39,340,221.00	0.00	0.00	0.00	0.00	0.00	0.00	0.00	39,340,221.00
	22612	Travelling Expenditure	36,047,784.00	0.00	0.00	0.00	0.00	0.00	0.00	0.00	36,047,784.00
	22613	Travelling Expenditure Of VIPs And Delegation	558,151.00	0.00	0.00	0.00	0.00	0.00	0.00	0.00	558,151.00
	22711	Miscellaneous Expenditure	68,291,836.19	0.00	0.00	0.00	0.00	0.00	0.00	0.00	68,291,836.19
	27312	Gratuity	2,100,000.00	0.00	0.00	0.00	0.00	0.00	0.00	0.00	2,100,000.00
	27313	Accumulated Leave Of Retiree	1,100,000.00	0.00	0.00	0.00	0.00	0.00	0.00	0.00	1,100,000.00
	27314	Medical Treatment Of Retirees	1,000,000.00	0.00	0.00	0.00	0.00	0.00	0.00	0.00	1,000,000.00
	28142	House Rent	95,759,225.71	0.00	0.00	0.00	0.00	0.00	0.00	0.00	95,759,225.71
	28211	Refund Of Revenue	8,952,213.00	0.00	0.00	0.00	0.00	0.00	0.00	0.00	8,952,213.00
	28212	Judicial Refund	0.00	0.00	0.00	0.00	0.00	0.00	0.00	0.00	0.00
	31111	Residential Building Construction/ Purchase	8,861,836.11	0.00	0.00	0.00	0.00	0.00	0.00	0.00	8,861,836.11

Government of Nepal
Ministry of Finance
Financial Comptroller General Office
Ministry and Economic Code Wise Expenditure
Fiscal Year: 2078/79

Ministry/ Budget Entity	Economic Codes	Economic Heads	GoN Cash	Cash Grant	Cash Loan	Reimbursable Grant	Reimbursable Loan	Direct Grant	Direct Loan	Commodity Grant	Total Expenditure
	31112	Non-Residential Building Purchase /Construction	2,503,607,609.25	0.00	0.00	0.00	0.00	0.00	0.00	0.00	2,503,607,609.25
	31113	Capital Formation - Building	200,000.00	0.00	0.00	0.00	0.00	0.00	0.00	0.00	200,000.00
	31114	Land Development Work	996,061.00	0.00	0.00	0.00	0.00	0.00	0.00	0.00	996,061.00
	31121	Transport Vehicle	353,995,100.00	0.00	0.00	0.00	0.00	0.00	0.00	0.00	353,995,100.00
	31122	Machinery And Implements	116,332,325.88	0.00	0.00	0.00	0.00	0.00	0.00	0.00	116,332,325.88
	31123	Furniture & Fixtures	36,706,724.31	0.00	0.00	0.00	0.00	0.00	0.00	0.00	36,706,724.31
	31134	Expense On Computer Software Construction And Procurement	20,221,223.00	0.00	0.00	0.00	0.00	0.00	0.00	0.00	20,221,223.00
	31135	Capital Consultancy Expense	2,236,691.00	0.00	0.00	0.00	0.00	0.00	0.00	0.00	2,236,691.00
	31159	Other Public Construction Works	4,375,442.74	0.00	0.00	0.00	0.00	0.00	0.00	0.00	4,375,442.74
	31161	Expenses For Infrastructure Improvement Of Constructed Building	6,208,685.00	0.00	0.00	0.00	0.00	0.00	0.00	0.00	6,208,685.00
	31171	Capital Improvement Expenditure Public Works	1,999,119.00	0.00	0.00	0.00	0.00	0.00	0.00	0.00	1,999,119.00
	31411	Expense On Land Acquisition	2,676,751.00	0.00	0.00	0.00	0.00	0.00	0.00	0.00	2,676,751.00
206	Commission for Investigation of Abuse of Authority		881,438,899.65	0.00	0.00	0.00	0.00	0.00	0.00	0.00	881,438,899.65
	21111	Remuneration, Employees	336,200,993.82	0.00	0.00	0.00	0.00	0.00	0.00	0.00	336,200,993.82
	21112	Remuneration, Officials	4,773,721.00	0.00	0.00	0.00	0.00	0.00	0.00	0.00	4,773,721.00
	21121	Dress	4,199,500.00	0.00	0.00	0.00	0.00	0.00	0.00	0.00	4,199,500.00
	21122	Food Grain	15,500,046.46	0.00	0.00	0.00	0.00	0.00	0.00	0.00	15,500,046.46
	21132	Dearness Allowance	14,044,150.65	0.00	0.00	0.00	0.00	0.00	0.00	0.00	14,044,150.65
	21134	Meeting Allowance Of Employees	548,600.00	0.00	0.00	0.00	0.00	0.00	0.00	0.00	548,600.00
	21135	Employee Incentive Allowances	99,811,384.12	0.00	0.00	0.00	0.00	0.00	0.00	0.00	99,811,384.12
	21139	Other Allowance	269,400.00	0.00	0.00	0.00	0.00	0.00	0.00	0.00	269,400.00
	21142	Other Facilities For The Official	658,179.00	0.00	0.00	0.00	0.00	0.00	0.00	0.00	658,179.00
	21149	Other Allowance For The Office Bearers	1,644,983.00	0.00	0.00	0.00	0.00	0.00	0.00	0.00	1,644,983.00
	21213	Expenses Of Fund On Contribution Based Employee's Insurance	2,647,656.20	0.00	0.00	0.00	0.00	0.00	0.00	0.00	2,647,656.20
	21223	Expenses Of Fund On Contribution Based Insurance	0.00	0.00	0.00	0.00	0.00	0.00	0.00	0.00	0.00

Government of Nepal
Ministry of Finance
Financial Comptroller General Office
Ministry and Economic Code Wise Expenditure
Fiscal Year: 2078/79

(in Rs.)

Ministry/ Budget Entity	Economic Codes	Economic Heads	GoN Cash	Cash Grant	Cash Loan	Reimbursable Grant	Reimbursable Loan	Direct Grant	Direct Loan	Commodity Grant	Total Expenditure
	22111	Water And Electricity	7,564,718.50	0.00	0.00	0.00	0.00	0.00	0.00	0.00	7,564,718.50
	22112	Communication Fee	8,262,212.71	0.00	0.00	0.00	0.00	0.00	0.00	0.00	8,262,212.71
	22211	Fuel (For Officials)	1,000,000.00	0.00	0.00	0.00	0.00	0.00	0.00	0.00	1,000,000.00
	22212	Fuel For Official Purpose	27,287,751.62	0.00	0.00	0.00	0.00	0.00	0.00	0.00	27,287,751.62
	22213	Vehicle Maintenance Expenditure /Cost	13,777,770.40	0.00	0.00	0.00	0.00	0.00	0.00	0.00	13,777,770.40
	22214	Insurance And Renewal Expenditure /Cost	3,246,697.70	0.00	0.00	0.00	0.00	0.00	0.00	0.00	3,246,697.70
	22221	Machinery And Equipment Maintenance And Operation Expenditure	5,000,350.71	0.00	0.00	0.00	0.00	0.00	0.00	0.00	5,000,350.71
	22231	Constructed Public Property Maintenance Expenditure	6,572,718.83	0.00	0.00	0.00	0.00	0.00	0.00	0.00	6,572,718.83
	22311	Stationeries And Office Goods	30,129,684.65	0.00	0.00	0.00	0.00	0.00	0.00	0.00	30,129,684.65
	22313	Books And Materials Expenditure	95,863.00	0.00	0.00	0.00	0.00	0.00	0.00	0.00	95,863.00
	22314	Fuel – Other Purpose	144,000.00	0.00	0.00	0.00	0.00	0.00	0.00	0.00	144,000.00
	22315	Publication Expenditure Of Newspaper, Printing And Information	7,606,440.90	0.00	0.00	0.00	0.00	0.00	0.00	0.00	7,606,440.90
	22411	Expenditure On Services And Consultancy	1,992,516.00	0.00	0.00	0.00	0.00	0.00	0.00	0.00	1,992,516.00
	22412	Expenditure On Information System And Software Operation	3,565,019.49	0.00	0.00	0.00	0.00	0.00	0.00	0.00	3,565,019.49
	22413	Contract Services Fee	52,475,158.02	0.00	0.00	0.00	0.00	0.00	0.00	0.00	52,475,158.02
	22511	Expenditure Related To Training Of Staff	17,013,755.70	0.00	0.00	0.00	0.00	0.00	0.00	0.00	17,013,755.70
	22512	Expenditure Related To Skill Development And Public Awareness And Workshop	5,738,435.76	0.00	0.00	0.00	0.00	0.00	0.00	0.00	5,738,435.76
	22522	Program Expenditure	534,256.00	0.00	0.00	0.00	0.00	0.00	0.00	0.00	534,256.00
	22529	Miscellaneous Program Expenditure	9,931,849.63	0.00	0.00	0.00	0.00	0.00	0.00	0.00	9,931,849.63
	22611	Monitoring, Evaluation Expenditure	1,910,207.00	0.00	0.00	0.00	0.00	0.00	0.00	0.00	1,910,207.00
	22612	Travelling Expenditure	29,434,992.10	0.00	0.00	0.00	0.00	0.00	0.00	0.00	29,434,992.10
	22619	Other Travelling Expenditure	4,484,302.00	0.00	0.00	0.00	0.00	0.00	0.00	0.00	4,484,302.00

Government of Nepal
Ministry of Finance
Financial Comptroller General Office
Ministry and Economic Code Wise Expenditure
Fiscal Year: 2078/79

(In Rs.)

Ministry/ Budget Entity	Economic Codes	Economic Heads	GoN Cash	Cash Grant	Cash Loan	Reimbursable Grant	Reimbursable Loan	Direct Grant	Direct Loan	Commodity Grant	Total Expenditure
	22711	Miscellaneous Expenditure	15,391,434.65	0.00	0.00	0.00	0.00	0.00	0.00	0.00	15,391,434.65
	27211	Scholarship	0.00	0.00	0.00	0.00	0.00	0.00	0.00	0.00	0.00
	28141	Rent Of Land	0.00	0.00	0.00	0.00	0.00	0.00	0.00	0.00	0.00
	28142	House Rent	4,611,567.00	0.00	0.00	0.00	0.00	0.00	0.00	0.00	4,611,567.00
	31111	Residential Building Construction /Purchase	80,025,666.91	0.00	0.00	0.00	0.00	0.00	0.00	0.00	80,025,666.91
	31112	Non-Residential Building Purchase /Construction	4,927,540.00	0.00	0.00	0.00	0.00	0.00	0.00	0.00	4,927,540.00
	31121	Transport Vehicle	0.00	0.00	0.00	0.00	0.00	0.00	0.00	0.00	0.00
	31122	Machinery And Implements	25,054,730.98	0.00	0.00	0.00	0.00	0.00	0.00	0.00	25,054,730.98
	31123	Furniture & Fixtures	19,481,950.17	0.00	0.00	0.00	0.00	0.00	0.00	0.00	19,481,950.17
	31156	Water Supply Infrastructure Construction	1,699,820.00	0.00	0.00	0.00	0.00	0.00	0.00	0.00	1,699,820.00
	31161	Expenses For Infrastructure Improvement Of Constructed Building	12,178,874.97	0.00	0.00	0.00	0.00	0.00	0.00	0.00	12,178,874.97
208	Office of the Auditor General		577,678,409.16	0.00	0.00	0.00	0.00	0.00	0.00	0.00	577,678,409.16
	21111	Remuneration, Employees	256,491,566.60	0.00	0.00	0.00	0.00	0.00	0.00	0.00	256,491,566.60
	21112	Remuneration, Officials	996,556.00	0.00	0.00	0.00	0.00	0.00	0.00	0.00	996,556.00
	21121	Dress	4,230,000.00	0.00	0.00	0.00	0.00	0.00	0.00	0.00	4,230,000.00
	21132	Dearness Allowance	10,043,204.14	0.00	0.00	0.00	0.00	0.00	0.00	0.00	10,043,204.14
	21134	Meeting Allowance Of Employees	699,100.00	0.00	0.00	0.00	0.00	0.00	0.00	0.00	699,100.00
	21135	Employee Incentive Allowances	198,306.00	0.00	0.00	0.00	0.00	0.00	0.00	0.00	198,306.00
	21139	Other Allowance	566,180.00	0.00	0.00	0.00	0.00	0.00	0.00	0.00	566,180.00
	21141	Meeting Allowance For Official	0.00	0.00	0.00	0.00	0.00	0.00	0.00	0.00	0.00
	21142	Other Facilities For The Official	61,125.00	0.00	0.00	0.00	0.00	0.00	0.00	0.00	61,125.00
	21149	Other Allowance For The Office Bearers	24,000.00	0.00	0.00	0.00	0.00	0.00	0.00	0.00	24,000.00
	21212	Expenses Of Fund On Contribution Based Employee's Pension And Gratuity	254,155.74	0.00	0.00	0.00	0.00	0.00	0.00	0.00	254,155.74
	21213	Expenses Of Fund On Contribution Based Employee's Insurance	2,224,761.05	0.00	0.00	0.00	0.00	0.00	0.00	0.00	2,224,761.05
	22111	Water And Electricity	5,987,014.27	0.00	0.00	0.00	0.00	0.00	0.00	0.00	5,987,014.27

Government of Nepal
Ministry of Finance
Financial Comptroller General Office
Ministry and Economic Code Wise Expenditure
Fiscal Year: 2078/79

(in Rs.)

Ministry/ Budget Entity	Economic Codes	Economic Heads	GoN Cash	Cash Grant	Cash Loan	Reimbursable Grant	Reimbursable Loan	Direct Grant	Direct Loan	Commodity Grant	Total Expenditure
	22112	Communication Fee	2,192,389.00	0.00	0.00	0.00	0.00	0.00	0.00	0.00	2,192,389.00
	22211	Fuel (For Officials)	198,635.00	0.00	0.00	0.00	0.00	0.00	0.00	0.00	198,635.00
	22212	Fuel For Official Purpose	5,896,610.25	0.00	0.00	0.00	0.00	0.00	0.00	0.00	5,896,610.25
	22213	Vehicle Maintenance Expenditure/Cost	5,083,488.99	0.00	0.00	0.00	0.00	0.00	0.00	0.00	5,083,488.99
	22214	Insurance And Renewal Expenditure /Cost	1,269,883.50	0.00	0.00	0.00	0.00	0.00	0.00	0.00	1,269,883.50
	22221	Machinery And Equipment Maintenance And Operation Expenditure	1,372,132.00	0.00	0.00	0.00	0.00	0.00	0.00	0.00	1,372,132.00
	22231	Constructed Public Property Maintenance Expenditure	1,374,839.00	0.00	0.00	0.00	0.00	0.00	0.00	0.00	1,374,839.00
	22291	Operation And Maintenance Expenditure Of Other Property	90,610.00	0.00	0.00	0.00	0.00	0.00	0.00	0.00	90,610.00
	22311	Stationeries And Office Goods	6,842,022.00	0.00	0.00	0.00	0.00	0.00	0.00	0.00	6,842,022.00
	22314	Fuel – Other Purpose	127,297.00	0.00	0.00	0.00	0.00	0.00	0.00	0.00	127,297.00
	22315	Publication Expenditure Of Newspaper, Printing And Information	1,505,041.00	0.00	0.00	0.00	0.00	0.00	0.00	0.00	1,505,041.00
	22411	Expenditure On Services And Consultancy	4,149,596.00	0.00	0.00	0.00	0.00	0.00	0.00	0.00	4,149,596.00
	22412	Expenditure On Information System And Software Operation	79,100.00	0.00	0.00	0.00	0.00	0.00	0.00	0.00	79,100.00
	22413	Contract Services Fee	16,763,836.00	0.00	0.00	0.00	0.00	0.00	0.00	0.00	16,763,836.00
	22511	Expenditure Related To Training Of Staff	1,734,611.00	0.00	0.00	0.00	0.00	0.00	0.00	0.00	1,734,611.00
	22522	Program Expenditure	4,254,458.00	0.00	0.00	0.00	0.00	0.00	0.00	0.00	4,254,458.00
	22611	Monitoring, Evaluation Expenditure	65,833,947.00	0.00	0.00	0.00	0.00	0.00	0.00	0.00	65,833,947.00
	22612	Travelling Expenditure	74,300.00	0.00	0.00	0.00	0.00	0.00	0.00	0.00	74,300.00
	22711	Miscellaneous Expenditure	12,072,144.00	0.00	0.00	0.00	0.00	0.00	0.00	0.00	12,072,144.00
	26211	International Membership Fee And Support	131,898.40	0.00	0.00	0.00	0.00	0.00	0.00	0.00	131,898.40
	28142	House Rent	8,076,649.22	0.00	0.00	0.00	0.00	0.00	0.00	0.00	8,076,649.22
	28143	Rent For Transport Vehicle And Machinery Implements	3,364,688.00	0.00	0.00	0.00	0.00	0.00	0.00	0.00	3,364,688.00

Government of Nepal
Ministry of Finance
Financial Comptroller General Office
Ministry and Economic Code Wise Expenditure
Fiscal Year: 2078/79

(In Rs.)

Ministry/ Budget Entity	Economic Codes	Economic Heads	GoN Cash	Cash Grant	Cash Loan	Reimbursable Grant	Reimbursable Loan	Direct Grant	Direct Loan	Commodity Grant	Total Expenditure
	31112	Non-Residential Building Purchase/ Construction	120,079,339.00	0.00	0.00	0.00	0.00	0.00	0.00	0.00	120,079,339.00
	31121	Transport Vehicle	6,964,965.00	0.00	0.00	0.00	0.00	0.00	0.00	0.00	6,964,965.00
	31122	Machinery And Implements	4,451,346.00	0.00	0.00	0.00	0.00	0.00	0.00	0.00	4,451,346.00
	31123	Furniture & Fixtures	20,842,184.00	0.00	0.00	0.00	0.00	0.00	0.00	0.00	20,842,184.00
	31134	Expense On Computer Software Construction And Procurement	1,076,431.00	0.00	0.00	0.00	0.00	0.00	0.00	0.00	1,076,431.00
210		Public Service Commission	963,390,905.30	0.00	0.00	0.00	0.00	0.00	0.00	0.00	963,390,905.30
	21111	Remuneration, Employees	179,278,633.90	0.00	0.00	0.00	0.00	0.00	0.00	0.00	179,278,633.90
	21112	Remuneration, Officials	4,688,556.00	0.00	0.00	0.00	0.00	0.00	0.00	0.00	4,688,556.00
	21121	Dress	3,080,000.00	0.00	0.00	0.00	0.00	0.00	0.00	0.00	3,080,000.00
	21131	Local Allowance	1,572,740.00	0.00	0.00	0.00	0.00	0.00	0.00	0.00	1,572,740.00
	21132	Dearness Allowance	7,267,362.00	0.00	0.00	0.00	0.00	0.00	0.00	0.00	7,267,362.00
	21139	Other Allowance	1,398,200.00	0.00	0.00	0.00	0.00	0.00	0.00	0.00	1,398,200.00
	21142	Other Facilities For The Official	458,656.00	0.00	0.00	0.00	0.00	0.00	0.00	0.00	458,656.00
	21149	Other Allowance For The Office Bearers	100,000.00	0.00	0.00	0.00	0.00	0.00	0.00	0.00	100,000.00
	21212	Expenses Of Fund On Contribution Based Employee's Pension And Gratuity	0.00	0.00	0.00	0.00	0.00	0.00	0.00	0.00	0.00
	21213	Expenses Of Fund On Contribution Based Employee's Insurance	1,454,111.10	0.00	0.00	0.00	0.00	0.00	0.00	0.00	1,454,111.10
	22111	Water And Electricity	7,594,083.97	0.00	0.00	0.00	0.00	0.00	0.00	0.00	7,594,083.97
	22112	Communication Fee	2,855,148.00	0.00	0.00	0.00	0.00	0.00	0.00	0.00	2,855,148.00
	22211	Fuel (For Officials)	799,350.00	0.00	0.00	0.00	0.00	0.00	0.00	0.00	799,350.00
	22212	Fuel For Official Purpose	10,564,430.17	0.00	0.00	0.00	0.00	0.00	0.00	0.00	10,564,430.17
	22213	Vehicle Maintenance Expenditure /Cost	7,667,714.01	0.00	0.00	0.00	0.00	0.00	0.00	0.00	7,667,714.01
	22214	Insurance And Renewal Expenditure /Cost	1,312,012.10	0.00	0.00	0.00	0.00	0.00	0.00	0.00	1,312,012.10
	22221	Machinery And Equipment Maintenance And Operation Expenditure	1,781,404.00	0.00	0.00	0.00	0.00	0.00	0.00	0.00	1,781,404.00

Government of Nepal
Ministry of Finance
Financial Comptroller General Office
Ministry and Economic Code Wise Expenditure
Fiscal Year: 2078/79

(in Rs.)

Ministry/ Budget Entity	Economic Codes	Economic Heads	GoN Cash	Cash Grant	Cash Loan	Reimbursable Grant	Reimbursable Loan	Direct Grant	Direct Loan	Commodity Grant	Total Expenditure
	22231	Constructed Public Property Maintenance Expenditure	250,000.00	0.00	0.00	0.00	0.00	0.00	0.00	0.00	250,000.00
	22291	Operation And Maintenance Expenditure Of Other Property	199,940.00	0.00	0.00	0.00	0.00	0.00	0.00	0.00	199,940.00
	22311	Stationeries And Office Goods	5,771,878.00	0.00	0.00	0.00	0.00	0.00	0.00	0.00	5,771,878.00
	22313	Books And Materials Expenditure	1,083,953.00	0.00	0.00	0.00	0.00	0.00	0.00	0.00	1,083,953.00
	22314	Fuel – Other Purpose	1,788,610.00	0.00	0.00	0.00	0.00	0.00	0.00	0.00	1,788,610.00
	22315	Publication Expenditure Of Newspaper, Printing And Information	934,941.00	0.00	0.00	0.00	0.00	0.00	0.00	0.00	934,941.00
	22319	Expenditure On Operation Of Other Office	199,129.00	0.00	0.00	0.00	0.00	0.00	0.00	0.00	199,129.00
	22411	Expenditure On Services And Consultancy	0.00	0.00	0.00	0.00	0.00	0.00	0.00	0.00	0.00
	22412	Expenditure On Information System And Software Operation	2,932,921.00	0.00	0.00	0.00	0.00	0.00	0.00	0.00	2,932,921.00
	22413	Contract Services Fee	26,735,996.33	0.00	0.00	0.00	0.00	0.00	0.00	0.00	26,735,996.33
	22511	Expenditure Related To Training Of Staff	88,500.00	0.00	0.00	0.00	0.00	0.00	0.00	0.00	88,500.00
	22512	Expenditure Related To Skill Development And Public Awareness And Workshop	2,215,911.00	0.00	0.00	0.00	0.00	0.00	0.00	0.00	2,215,911.00
	22522	Program Expenditure	2,721,630.00	0.00	0.00	0.00	0.00	0.00	0.00	0.00	2,721,630.00
	22529	Miscellaneous Program Expenditure	2,894,580.10	0.00	0.00	0.00	0.00	0.00	0.00	0.00	2,894,580.10
	22611	Monitoring, Evaluation Expenditure	1,444,537.00	0.00	0.00	0.00	0.00	0.00	0.00	0.00	1,444,537.00
	22612	Travelling Expenditure	2,363,990.00	0.00	0.00	0.00	0.00	0.00	0.00	0.00	2,363,990.00
	22711	Miscellaneous Expenditure	658,443,878.06	0.00	0.00	0.00	0.00	0.00	0.00	0.00	658,443,878.06
	28142	House Rent	0.00	0.00	0.00	0.00	0.00	0.00	0.00	0.00	0.00
	28143	Rent For Transport Vehicle And Machinery Implements	235,380.00	0.00	0.00	0.00	0.00	0.00	0.00	0.00	235,380.00
	31112	Non-Residential Building Purchase/ Construction	2,643,964.00	0.00	0.00	0.00	0.00	0.00	0.00	0.00	2,643,964.00
	31122	Machinery And Implements	13,503,547.00	0.00	0.00	0.00	0.00	0.00	0.00	0.00	13,503,547.00
	31123	Furniture & Fixtures	1,712,871.00	0.00	0.00	0.00	0.00	0.00	0.00	0.00	1,712,871.00

Government of Nepal
Ministry of Finance
Financial Comptroller General Office
Ministry and Economic Code Wise Expenditure
Fiscal Year: 2078/79

(In Rs.)

Ministry/ Budget Entity	Economic Codes	Economic Heads	GoN Cash	Cash Grant	Cash Loan	Reimbursable Grant	Reimbursable Loan	Direct Grant	Direct Loan	Commodity Grant	Total Expenditure
	31159	Other Public Construction Works	621,068.00	0.00	0.00	0.00	0.00	0.00	0.00	0.00	621,068.00
	31171	Capital Improvement Expenditure Public Works	2,731,279.56	0.00	0.00	0.00	0.00	0.00	0.00	0.00	2,731,279.56
212	Election Commission		5,499,969,448.38	0.00	0.00	0.00	0.00	0.00	0.00	0.00	5,499,969,448.38
	21111	Remuneration, Employees	213,576,543.05	0.00	0.00	0.00	0.00	0.00	0.00	0.00	213,576,543.05
	21112	Remuneration, Officials	4,769,212.00	0.00	0.00	0.00	0.00	0.00	0.00	0.00	4,769,212.00
	21121	Dress	3,990,000.00	0.00	0.00	0.00	0.00	0.00	0.00	0.00	3,990,000.00
	21131	Local Allowance	6,965,621.53	0.00	0.00	0.00	0.00	0.00	0.00	0.00	6,965,621.53
	21132	Dearness Allowance	8,895,765.14	0.00	0.00	0.00	0.00	0.00	0.00	0.00	8,895,765.14
	21134	Meeting Allowance Of Employees	697,585.00	0.00	0.00	0.00	0.00	0.00	0.00	0.00	697,585.00
	21139	Other Allowance	1,964,769.00	0.00	0.00	0.00	0.00	0.00	0.00	0.00	1,964,769.00
	21142	Other Facilities For The Official	584,000.00	0.00	0.00	0.00	0.00	0.00	0.00	0.00	584,000.00
	21149	Other Allowance For The Office Bearers	120,000.00	0.00	0.00	0.00	0.00	0.00	0.00	0.00	120,000.00
	21212	Expenses Of Fund On Contribution Based Employee's Pension And Gratuity	0.00	0.00	0.00	0.00	0.00	0.00	0.00	0.00	0.00
	21213	Expenses Of Fund On Contribution Based Employee's Insurance	1,648,070.93	0.00	0.00	0.00	0.00	0.00	0.00	0.00	1,648,070.93
	22111	Water And Electricity	6,895,154.03	0.00	0.00	0.00	0.00	0.00	0.00	0.00	6,895,154.03
	22112	Communication Fee	4,229,278.70	0.00	0.00	0.00	0.00	0.00	0.00	0.00	4,229,278.70
	22211	Fuel (For Officials)	682,005.00	0.00	0.00	0.00	0.00	0.00	0.00	0.00	682,005.00
	22212	Fuel For Official Purpose	7,311,463.64	0.00	0.00	0.00	0.00	0.00	0.00	0.00	7,311,463.64
	22213	Vehicle Maintenance Expenditure /Cost	7,174,424.14	0.00	0.00	0.00	0.00	0.00	0.00	0.00	7,174,424.14
	22214	Insurance And Renewal Expenditure /Cost	3,648,831.66	0.00	0.00	0.00	0.00	0.00	0.00	0.00	3,648,831.66
	22221	Machinery And Equipment Maintenance And Operation Expenditure	2,432,956.20	0.00	0.00	0.00	0.00	0.00	0.00	0.00	2,432,956.20
	22231	Constructed Public Property Maintenance Expenditure	761,768.00	0.00	0.00	0.00	0.00	0.00	0.00	0.00	761,768.00
	22311	Stationeries And Office Goods	9,445,141.46	0.00	0.00	0.00	0.00	0.00	0.00	0.00	9,445,141.46
	22313	Books And Materials Expenditure	20,050.00	0.00	0.00	0.00	0.00	0.00	0.00	0.00	20,050.00

Government of Nepal
Ministry of Finance
Financial Comptroller General Office
Ministry and Economic Code Wise Expenditure
Fiscal Year: 2078/79

(In Rs.)

Ministry/ Budget Entity	Economic Codes	Economic Heads	GoN Cash	Cash Grant	Cash Loan	Reimbursable Grant	Reimbursable Loan	Direct Grant	Direct Loan	Commodity Grant	Total Expenditure
	22314	Fuel – Other Purpose	1,459,061.00	0.00	0.00	0.00	0.00	0.00	0.00	0.00	1,459,061.00
	22315	Publication Expenditure Of Newspaper, Printing And Information	2,057,514.00	0.00	0.00	0.00	0.00	0.00	0.00	0.00	2,057,514.00
	22411	Expenditure On Services And Consultancy	106,500.00	0.00	0.00	0.00	0.00	0.00	0.00	0.00	106,500.00
	22412	Expenditure On Information System And Software Operation	0.00	0.00	0.00	0.00	0.00	0.00	0.00	0.00	0.00
	22413	Contract Services Fee	79,321,234.86	0.00	0.00	0.00	0.00	0.00	0.00	0.00	79,321,234.86
	22522	Program Expenditure	85,872,231.46	0.00	0.00	0.00	0.00	0.00	0.00	0.00	85,872,231.46
	22529	Miscellaneous Program Expenditure	4,945,932,896.38	0.00	0.00	0.00	0.00	0.00	0.00	0.00	4,945,932,896.38
	22611	Monitoring, Evaluation Expenditure	3,878,162.00	0.00	0.00	0.00	0.00	0.00	0.00	0.00	3,878,162.00
	22612	Travelling Expenditure	1,326,018.00	0.00	0.00	0.00	0.00	0.00	0.00	0.00	1,326,018.00
	22711	Miscellaneous Expenditure	4,053,535.00	0.00	0.00	0.00	0.00	0.00	0.00	0.00	4,053,535.00
	28142	House Rent	17,866,996.00	0.00	0.00	0.00	0.00	0.00	0.00	0.00	17,866,996.00
	31112	Non-Residential Building Purchase/ Construction	4,711,667.00	0.00	0.00	0.00	0.00	0.00	0.00	0.00	4,711,667.00
	31113	Capital Formation - Building	1,939,941.00	0.00	0.00	0.00	0.00	0.00	0.00	0.00	1,939,941.00
	31122	Machinery And Implements	40,601,849.09	0.00	0.00	0.00	0.00	0.00	0.00	0.00	40,601,849.09
	31123	Furniture & Fixtures	15,925,428.11	0.00	0.00	0.00	0.00	0.00	0.00	0.00	15,925,428.11
	31134	Expense On Computer Software Construction And Procurement	1,720,990.00	0.00	0.00	0.00	0.00	0.00	0.00	0.00	1,720,990.00
	31135	Capital Consultancy Expense	994,400.00	0.00	0.00	0.00	0.00	0.00	0.00	0.00	994,400.00
	31171	Capital Improvement Expenditure Public Works	6,388,385.00	0.00	0.00	0.00	0.00	0.00	0.00	0.00	6,388,385.00
214	National Human Rights Commission		205,614,920.82	0.00	0.00	0.00	0.00	0.00	0.00	0.00	205,614,920.82
	21111	Remuneration, Employees	108,742,165.39	0.00	0.00	0.00	0.00	0.00	0.00	0.00	108,742,165.39
	21112	Remuneration, Officials	5,463,450.00	0.00	0.00	0.00	0.00	0.00	0.00	0.00	5,463,450.00
	21121	Dress	2,265,000.00	0.00	0.00	0.00	0.00	0.00	0.00	0.00	2,265,000.00
	21131	Local Allowance	876,555.00	0.00	0.00	0.00	0.00	0.00	0.00	0.00	876,555.00
	21132	Dearness Allowance	5,379,333.33	0.00	0.00	0.00	0.00	0.00	0.00	0.00	5,379,333.33
	21134	Meeting Allowance Of Employees	165,000.00	0.00	0.00	0.00	0.00	0.00	0.00	0.00	165,000.00

Government of Nepal
Ministry of Finance
Financial Comptroller General Office
Ministry and Economic Code Wise Expenditure
Fiscal Year: 2078/79

(In Rs.)

Ministry/ Budget Entity	Economic Codes	Economic Heads	GoN Cash	Cash Grant	Cash Loan	Reimbursable Grant	Reimbursable Loan	Direct Grant	Direct Loan	Commodity Grant	Total Expenditure
	21139	Other Allowance	30,000.00	0.00	0.00	0.00	0.00	0.00	0.00	0.00	30,000.00
	21142	Other Facilities For The Official	298,100.00	0.00	0.00	0.00	0.00	0.00	0.00	0.00	298,100.00
	21212	Expenses Of Fund On Contribution Based Employee's Pension And Gratuity	0.00	0.00	0.00	0.00	0.00	0.00	0.00	0.00	0.00
	21213	Expenses Of Fund On Contribution Based Employee's Insurance	949,826.67	0.00	0.00	0.00	0.00	0.00	0.00	0.00	949,826.67
	22111	Water And Electricity	2,198,615.92	0.00	0.00	0.00	0.00	0.00	0.00	0.00	2,198,615.92
	22112	Communication Fee	2,575,908.91	0.00	0.00	0.00	0.00	0.00	0.00	0.00	2,575,908.91
	22211	Fuel (For Officials)	796,778.00	0.00	0.00	0.00	0.00	0.00	0.00	0.00	796,778.00
	22212	Fuel For Official Purpose	7,373,462.41	0.00	0.00	0.00	0.00	0.00	0.00	0.00	7,373,462.41
	22213	Vehicle Maintenance Expenditure /Cost	5,115,874.29	0.00	0.00	0.00	0.00	0.00	0.00	0.00	5,115,874.29
	22214	Insurance And Renewal Expenditure /Cost	1,576,465.50	0.00	0.00	0.00	0.00	0.00	0.00	0.00	1,576,465.50
	22221	Machinery And Equipment Maintenance And Operation Expenditure	677,363.14	0.00	0.00	0.00	0.00	0.00	0.00	0.00	677,363.14
	22291	Operation And Maintenance Expenditure Of Other Property	886,541.50	0.00	0.00	0.00	0.00	0.00	0.00	0.00	886,541.50
	22311	Stationeries And Office Goods	5,277,834.25	0.00	0.00	0.00	0.00	0.00	0.00	0.00	5,277,834.25
	22313	Books And Materials Expenditure	170,425.00	0.00	0.00	0.00	0.00	0.00	0.00	0.00	170,425.00
	22314	Fuel – Other Purpose	344,905.16	0.00	0.00	0.00	0.00	0.00	0.00	0.00	344,905.16
	22315	Publication Expenditure Of Newspaper, Printing And Information	1,755,250.58	0.00	0.00	0.00	0.00	0.00	0.00	0.00	1,755,250.58
	22411	Expenditure On Services And Consultancy	613,047.60	0.00	0.00	0.00	0.00	0.00	0.00	0.00	613,047.60
	22412	Expenditure On Information System And Software Operation	699,470.00	0.00	0.00	0.00	0.00	0.00	0.00	0.00	699,470.00
	22413	Contract Services Fee	719,003.94	0.00	0.00	0.00	0.00	0.00	0.00	0.00	719,003.94
	22419	Other Services Fee	96,000.00	0.00	0.00	0.00	0.00	0.00	0.00	0.00	96,000.00
	22522	Program Expenditure	20,964,500.24	0.00	0.00	0.00	0.00	0.00	0.00	0.00	20,964,500.24
	22529	Miscellaneous Program Expenditure	2,529,152.40	0.00	0.00	0.00	0.00	0.00	0.00	0.00	2,529,152.40

Government of Nepal
Ministry of Finance
Financial Comptroller General Office
Ministry and Economic Code Wise Expenditure
Fiscal Year: 2078/79

(in Rs.)

Ministry/ Budget Entity	Economic Codes	Economic Heads	GoN Cash	Cash Grant	Cash Loan	Reimbursable Grant	Reimbursable Loan	Direct Grant	Direct Loan	Commodity Grant	Total Expenditure
	22611	Monitoring, Evaluation Expenditure	285,933.00	0.00	0.00	0.00	0.00	0.00	0.00	0.00	285,933.00
	22612	Travelling Expenditure	1,184,537.00	0.00	0.00	0.00	0.00	0.00	0.00	0.00	1,184,537.00
	22711	Miscellaneous Expenditure	3,001,097.09	0.00	0.00	0.00	0.00	0.00	0.00	0.00	3,001,097.09
	28142	House Rent	19,281,427.00	0.00	0.00	0.00	0.00	0.00	0.00	0.00	19,281,427.00
	31122	Machinery And Implements	2,094,176.00	0.00	0.00	0.00	0.00	0.00	0.00	0.00	2,094,176.00
	31123	Furniture & Fixtures	1,237,721.50	0.00	0.00	0.00	0.00	0.00	0.00	0.00	1,237,721.50
218	Council of Justice		47,218,304.84	0.00	0.00	0.00	0.00	0.00	0.00	0.00	47,218,304.84
	21111	Remuneration, Employees	14,170,555.10	0.00	0.00	0.00	0.00	0.00	0.00	0.00	14,170,555.10
	21112	Remuneration, Officials	5,042,380.70	0.00	0.00	0.00	0.00	0.00	0.00	0.00	5,042,380.70
	21121	Dress	240,000.00	0.00	0.00	0.00	0.00	0.00	0.00	0.00	240,000.00
	21132	Dearness Allowance	652,000.00	0.00	0.00	0.00	0.00	0.00	0.00	0.00	652,000.00
	21134	Meeting Allowance Of Employees	291,000.00	0.00	0.00	0.00	0.00	0.00	0.00	0.00	291,000.00
	21135	Employee Incentive Allowances	55,000.00	0.00	0.00	0.00	0.00	0.00	0.00	0.00	55,000.00
	21139	Other Allowance	219,800.00	0.00	0.00	0.00	0.00	0.00	0.00	0.00	219,800.00
	21141	Meeting Allowance For Official	400,000.00	0.00	0.00	0.00	0.00	0.00	0.00	0.00	400,000.00
	21142	Other Facilities For The Official	1,321,380.00	0.00	0.00	0.00	0.00	0.00	0.00	0.00	1,321,380.00
	21212	Expenses Of Fund On Contribution Based Employee's Pension And Gratuity	25,073.40	0.00	0.00	0.00	0.00	0.00	0.00	0.00	25,073.40
	21213	Expenses Of Fund On Contribution Based Employee's Insurance	100,000.00	0.00	0.00	0.00	0.00	0.00	0.00	0.00	100,000.00
	21223	Expenses Of Fund On Contribution Based Insurance	32,800.00	0.00	0.00	0.00	0.00	0.00	0.00	0.00	32,800.00
	22111	Water And Electricity	783,687.00	0.00	0.00	0.00	0.00	0.00	0.00	0.00	783,687.00
	22112	Communication Fee	687,367.20	0.00	0.00	0.00	0.00	0.00	0.00	0.00	687,367.20
	22211	Fuel (For Officials)	1,421,944.00	0.00	0.00	0.00	0.00	0.00	0.00	0.00	1,421,944.00
	22212	Fuel For Official Purpose	1,207,739.28	0.00	0.00	0.00	0.00	0.00	0.00	0.00	1,207,739.28
	22213	Vehicle Maintenance Expenditure /Cost	899,103.79	0.00	0.00	0.00	0.00	0.00	0.00	0.00	899,103.79
	22214	Insurance And Renewal Expenditure /Cost	440,192.60	0.00	0.00	0.00	0.00	0.00	0.00	0.00	440,192.60

Government of Nepal
Ministry of Finance
Financial Comptroller General Office
Ministry and Economic Code Wise Expenditure
Fiscal Year: 2078/79

(In Rs.)

Ministry/ Budget Entity	Economic Codes	Economic Heads	GoN Cash	Cash Grant	Cash Loan	Reimbursable Grant	Reimbursable Loan	Direct Grant	Direct Loan	Commodity Grant	Total Expenditure
	22221	Machinery And Equipment Maintenance And Operation Expenditure	298,644.00	0.00	0.00	0.00	0.00	0.00	0.00	0.00	298,644.00
	22231	Constructed Public Property Maintenance Expenditure	186,792.22	0.00	0.00	0.00	0.00	0.00	0.00	0.00	186,792.22
	22291	Operation And Maintenance Expenditure Of Other Property	164,287.00	0.00	0.00	0.00	0.00	0.00	0.00	0.00	164,287.00
	22311	Stationeries And Office Goods	1,532,813.40	0.00	0.00	0.00	0.00	0.00	0.00	0.00	1,532,813.40
	22313	Books And Materials Expenditure	88,144.00	0.00	0.00	0.00	0.00	0.00	0.00	0.00	88,144.00
	22314	Fuel – Other Purpose	68,825.00	0.00	0.00	0.00	0.00	0.00	0.00	0.00	68,825.00
	22315	Publication Expenditure Of Newspaper, Printing And Information	490,506.50	0.00	0.00	0.00	0.00	0.00	0.00	0.00	490,506.50
	22412	Expenditure On Information System And Software Operation	99,385.00	0.00	0.00	0.00	0.00	0.00	0.00	0.00	99,385.00
	22413	Contract Services Fee	6,397,419.60	0.00	0.00	0.00	0.00	0.00	0.00	0.00	6,397,419.60
	22522	Program Expenditure	5,852,434.85	0.00	0.00	0.00	0.00	0.00	0.00	0.00	5,852,434.85
	22611	Monitoring, Evaluation Expenditure	299,995.00	0.00	0.00	0.00	0.00	0.00	0.00	0.00	299,995.00
	22612	Travelling Expenditure	113,160.00	0.00	0.00	0.00	0.00	0.00	0.00	0.00	113,160.00
	22711	Miscellaneous Expenditure	933,922.70	0.00	0.00	0.00	0.00	0.00	0.00	0.00	933,922.70
	28142	House Rent	733,896.00	0.00	0.00	0.00	0.00	0.00	0.00	0.00	733,896.00
	31121	Transport Vehicle	570,000.00	0.00	0.00	0.00	0.00	0.00	0.00	0.00	570,000.00
	31122	Machinery And Implements	298,628.00	0.00	0.00	0.00	0.00	0.00	0.00	0.00	298,628.00
	31123	Furniture & Fixtures	399,961.00	0.00	0.00	0.00	0.00	0.00	0.00	0.00	399,961.00
	31134	Expense On Computer Software Construction And Procurement	699,467.50	0.00	0.00	0.00	0.00	0.00	0.00	0.00	699,467.50
	31161	Expenses For Infrastructure Improvement Of Constructed Building	0.00	0.00	0.00	0.00	0.00	0.00	0.00	0.00	0.00
220	National Natural Resources and Fiscal Commission		54,773,046.50	0.00	0.00	0.00	0.00	0.00	0.00	0.00	54,773,046.50
	21111	Remuneration, Employees	24,887,091.50	0.00	0.00	0.00	0.00	0.00	0.00	0.00	24,887,091.50
	21112	Remuneration, Officials	3,826,048.00	0.00	0.00	0.00	0.00	0.00	0.00	0.00	3,826,048.00
	21121	Dress	390,000.00	0.00	0.00	0.00	0.00	0.00	0.00	0.00	390,000.00

Government of Nepal
Ministry of Finance
Financial Comptroller General Office
Ministry and Economic Code Wise Expenditure
Fiscal Year: 2078/79

(In Rs.)

Ministry/ Budget Entity	Economic Codes	Economic Heads	GoN Cash	Cash Grant	Cash Loan	Reimbursable Grant	Reimbursable Loan	Direct Grant	Direct Loan	Commodity Grant	Total Expenditure
	21132	Dearness Allowance	1,034,267.03	0.00	0.00	0.00	0.00	0.00	0.00	0.00	1,034,267.03
	21134	Meeting Allowance Of Employees	152,000.00	0.00	0.00	0.00	0.00	0.00	0.00	0.00	152,000.00
	21139	Other Allowance	99,450.00	0.00	0.00	0.00	0.00	0.00	0.00	0.00	99,450.00
	21141	Meeting Allowance For Official	0.00	0.00	0.00	0.00	0.00	0.00	0.00	0.00	0.00
	21142	Other Facilities For The Official	79,600.00	0.00	0.00	0.00	0.00	0.00	0.00	0.00	79,600.00
	21212	Expenses Of Fund On Contribution Based Employee's Pension And Gratuity	6,838.20	0.00	0.00	0.00	0.00	0.00	0.00	0.00	6,838.20
	21213	Expenses Of Fund On Contribution Based Employee's Insurance	187,960.00	0.00	0.00	0.00	0.00	0.00	0.00	0.00	187,960.00
	22111	Water And Electricity	355,172.56	0.00	0.00	0.00	0.00	0.00	0.00	0.00	355,172.56
	22112	Communication Fee	367,626.70	0.00	0.00	0.00	0.00	0.00	0.00	0.00	367,626.70
	22211	Fuel (For Officials)	786,813.92	0.00	0.00	0.00	0.00	0.00	0.00	0.00	786,813.92
	22212	Fuel For Official Purpose	1,727,291.27	0.00	0.00	0.00	0.00	0.00	0.00	0.00	1,727,291.27
	22213	Vehicle Maintenance Expenditure /Cost	1,594,188.43	0.00	0.00	0.00	0.00	0.00	0.00	0.00	1,594,188.43
	22214	Insurance And Renewal Expenditure /Cost	409,438.60	0.00	0.00	0.00	0.00	0.00	0.00	0.00	409,438.60
	22221	Machinery And Equipment Maintenance And Operation Expenditure	378,543.63	0.00	0.00	0.00	0.00	0.00	0.00	0.00	378,543.63
	22231	Constructed Public Property Maintenance Expenditure	122,608.25	0.00	0.00	0.00	0.00	0.00	0.00	0.00	122,608.25
	22291	Operation And Maintenance Expenditure Of Other Property	78,902.25	0.00	0.00	0.00	0.00	0.00	0.00	0.00	78,902.25
	22311	Stationeries And Office Goods	2,199,939.07	0.00	0.00	0.00	0.00	0.00	0.00	0.00	2,199,939.07
	22315	Publication Expenditure Of Newspaper, Printing And Information	746,141.70	0.00	0.00	0.00	0.00	0.00	0.00	0.00	746,141.70
	22412	Expenditure On Information System And Software Operation	209,275.00	0.00	0.00	0.00	0.00	0.00	0.00	0.00	209,275.00
	22413	Contract Services Fee	5,579,916.00	0.00	0.00	0.00	0.00	0.00	0.00	0.00	5,579,916.00
	22512	Expenditure Related To Skill Development And Public Awareness And Workshop	2,488,006.13	0.00	0.00	0.00	0.00	0.00	0.00	0.00	2,488,006.13

Government of Nepal
Ministry of Finance
Financial Comptroller General Office
Ministry and Economic Code Wise Expenditure
Fiscal Year: 2078/79

(In Rs.)

Ministry/ Budget Entity	Economic Codes	Economic Heads	GoN Cash	Cash Grant	Cash Loan	Reimbursable Grant	Reimbursable Loan	Direct Grant	Direct Loan	Commodity Grant	Total Expenditure
	22522	Program Expenditure	3,189,028.67	0.00	0.00	0.00	0.00	0.00	0.00	0.00	3,189,028.67
	22611	Monitoring, Evaluation Expenditure	783,604.00	0.00	0.00	0.00	0.00	0.00	0.00	0.00	783,604.00
	22612	Travelling Expenditure	46,564.36	0.00	0.00	0.00	0.00	0.00	0.00	0.00	46,564.36
	22711	Miscellaneous Expenditure	1,556,762.67	0.00	0.00	0.00	0.00	0.00	0.00	0.00	1,556,762.67
	28142	House Rent	295,450.00	0.00	0.00	0.00	0.00	0.00	0.00	0.00	295,450.00
	31122	Machinery And Implements	421,823.25	0.00	0.00	0.00	0.00	0.00	0.00	0.00	421,823.25
	31123	Furniture & Fixtures	327,757.81	0.00	0.00	0.00	0.00	0.00	0.00	0.00	327,757.81
	31134	Expense On Computer Software Construction And Procurement	444,937.50	0.00	0.00	0.00	0.00	0.00	0.00	0.00	444,937.50
222	National Women Commission		69,135,780.18	0.00	0.00	0.00	0.00	0.00	0.00	0.00	69,135,780.18
	21111	Remuneration, Employees	12,815,817.28	0.00	0.00	0.00	0.00	0.00	0.00	0.00	12,815,817.28
	21112	Remuneration, Officials	4,817,212.00	0.00	0.00	0.00	0.00	0.00	0.00	0.00	4,817,212.00
	21121	Dress	200,000.00	0.00	0.00	0.00	0.00	0.00	0.00	0.00	200,000.00
	21132	Dearness Allowance	603,666.00	0.00	0.00	0.00	0.00	0.00	0.00	0.00	603,666.00
	21139	Other Allowance	153,000.00	0.00	0.00	0.00	0.00	0.00	0.00	0.00	153,000.00
	21141	Meeting Allowance For Official	42,000.00	0.00	0.00	0.00	0.00	0.00	0.00	0.00	42,000.00
	21212	Expenses Of Fund On Contribution Based Employee's Pension And Gratuity	2,136.90	0.00	0.00	0.00	0.00	0.00	0.00	0.00	2,136.90
	21213	Expenses Of Fund On Contribution Based Employee's Insurance	96,480.00	0.00	0.00	0.00	0.00	0.00	0.00	0.00	96,480.00
	22111	Water And Electricity	1,108,732.00	0.00	0.00	0.00	0.00	0.00	0.00	0.00	1,108,732.00
	22112	Communication Fee	1,075,179.00	0.00	0.00	0.00	0.00	0.00	0.00	0.00	1,075,179.00
	22211	Fuel (For Officials)	900,000.00	0.00	0.00	0.00	0.00	0.00	0.00	0.00	900,000.00
	22212	Fuel For Official Purpose	1,200,000.00	0.00	0.00	0.00	0.00	0.00	0.00	0.00	1,200,000.00
	22213	Vehicle Maintenance Expenditure /Cost	2,072,706.00	0.00	0.00	0.00	0.00	0.00	0.00	0.00	2,072,706.00
	22214	Insurance And Renewal Expenditure/ Cost	335,085.00	0.00	0.00	0.00	0.00	0.00	0.00	0.00	335,085.00
	22311	Stationeries And Office Goods	1,940,707.00	0.00	0.00	0.00	0.00	0.00	0.00	0.00	1,940,707.00
	22313	Books And Materials Expenditure	68,750.00	0.00	0.00	0.00	0.00	0.00	0.00	0.00	68,750.00
	22314	Fuel – Other Purpose	199,174.00	0.00	0.00	0.00	0.00	0.00	0.00	0.00	199,174.00

Government of Nepal
Ministry of Finance
Financial Comptroller General Office
Ministry and Economic Code Wise Expenditure
Fiscal Year: 2078/79

(In Rs.)

Ministry/ Budget Entity	Economic Codes	Economic Heads	GoN Cash	Cash Grant	Cash Loan	Reimbursable Grant	Reimbursable Loan	Direct Grant	Direct Loan	Commodity Grant	Total Expenditure
	22315	Publication Expenditure Of Newspaper, Printing And Information	685,098.00	0.00	0.00	0.00	0.00	0.00	0.00	0.00	685,098.00
	22411	Expenditure On Services And Consultancy	192,000.00	0.00	0.00	0.00	0.00	0.00	0.00	0.00	192,000.00
	22412	Expenditure On Information System And Software Operation	399,150.00	0.00	0.00	0.00	0.00	0.00	0.00	0.00	399,150.00
	22413	Contract Services Fee	4,214,100.00	0.00	0.00	0.00	0.00	0.00	0.00	0.00	4,214,100.00
	22419	Other Services Fee	6,549,489.00	0.00	0.00	0.00	0.00	0.00	0.00	0.00	6,549,489.00
	22511	Expenditure Related To Training Of Staff	894,412.00	0.00	0.00	0.00	0.00	0.00	0.00	0.00	894,412.00
	22522	Program Expenditure	14,886,741.00	0.00	0.00	0.00	0.00	0.00	0.00	0.00	14,886,741.00
	22611	Monitoring, Evaluation Expenditure	967,184.00	0.00	0.00	0.00	0.00	0.00	0.00	0.00	967,184.00
	22612	Travelling Expenditure	0.00	0.00	0.00	0.00	0.00	0.00	0.00	0.00	0.00
	22711	Miscellaneous Expenditure	1,299,044.00	0.00	0.00	0.00	0.00	0.00	0.00	0.00	1,299,044.00
	26413	Conditional Current Grant Provided To Other Institutions	4,280,409.00	0.00	0.00	0.00	0.00	0.00	0.00	0.00	4,280,409.00
	28142	House Rent	4,476,700.00	0.00	0.00	0.00	0.00	0.00	0.00	0.00	4,476,700.00
	31121	Transport Vehicle	865,505.00	0.00	0.00	0.00	0.00	0.00	0.00	0.00	865,505.00
	31122	Machinery And Implements	782,670.00	0.00	0.00	0.00	0.00	0.00	0.00	0.00	782,670.00
	31123	Furniture & Fixtures	215,152.00	0.00	0.00	0.00	0.00	0.00	0.00	0.00	215,152.00
	31161	Expenses For Infrastructure Improvement Of Constructed Building	797,481.00	0.00	0.00	0.00	0.00	0.00	0.00	0.00	797,481.00
224	National Dait Commission		27,738,315.90	0.00	0.00	0.00	0.00	0.00	0.00	0.00	27,738,315.90
	21111	Remuneration, Employees	4,668,696.63	0.00	0.00	0.00	0.00	0.00	0.00	0.00	4,668,696.63
	21112	Remuneration, Officials	4,748,103.00	0.00	0.00	0.00	0.00	0.00	0.00	0.00	4,748,103.00
	21121	Dress	120,000.00	0.00	0.00	0.00	0.00	0.00	0.00	0.00	120,000.00
	21123	Medical Treatment Expenses	72,956.00	0.00	0.00	0.00	0.00	0.00	0.00	0.00	72,956.00
	21132	Dearness Allowance	296,000.00	0.00	0.00	0.00	0.00	0.00	0.00	0.00	296,000.00
	21139	Other Allowance	0.00	0.00	0.00	0.00	0.00	0.00	0.00	0.00	0.00
	21141	Meeting Allowance For Official	698,000.00	0.00	0.00	0.00	0.00	0.00	0.00	0.00	698,000.00
	21213	Expenses Of Fund On Contribution Based Employee's Insurance	35,880.00	0.00	0.00	0.00	0.00	0.00	0.00	0.00	35,880.00

Government of Nepal
Ministry of Finance
Financial Comptroller General Office
Ministry and Economic Code Wise Expenditure
Fiscal Year: 2078/79

(In Rs.)

Ministry/ Budget Entity	Economic Codes	Economic Heads	GoN Cash	Cash Grant	Cash Loan	Reimbursable Grant	Reimbursable Loan	Direct Grant	Direct Loan	Commodity Grant	Total Expenditure
	22111	Water And Electricity	303,731.04	0.00	0.00	0.00	0.00	0.00	0.00	0.00	303,731.04
	22112	Communication Fee	304,153.00	0.00	0.00	0.00	0.00	0.00	0.00	0.00	304,153.00
	22211	Fuel (For Officials)	915,410.00	0.00	0.00	0.00	0.00	0.00	0.00	0.00	915,410.00
	22212	Fuel For Official Purpose	1,067,620.00	0.00	0.00	0.00	0.00	0.00	0.00	0.00	1,067,620.00
	22213	Vehicle Maintenance Expenditure /Cost	556,411.12	0.00	0.00	0.00	0.00	0.00	0.00	0.00	556,411.12
	22214	Insurance And Renewal Expenditure/Cost	296,380.00	0.00	0.00	0.00	0.00	0.00	0.00	0.00	296,380.00
	22221	Machinery And Equipment Maintenance And Operation Expenditure	191,689.00	0.00	0.00	0.00	0.00	0.00	0.00	0.00	191,689.00
	22311	Stationeries And Office Goods	1,530,800.69	0.00	0.00	0.00	0.00	0.00	0.00	0.00	1,530,800.69
	22313	Books And Materials Expenditure	75,259.00	0.00	0.00	0.00	0.00	0.00	0.00	0.00	75,259.00
	22314	Fuel – Other Purpose	13,200.00	0.00	0.00	0.00	0.00	0.00	0.00	0.00	13,200.00
	22315	Publication Expenditure Of Newspaper, Printing And Information	193,194.00	0.00	0.00	0.00	0.00	0.00	0.00	0.00	193,194.00
	22411	Expenditure On Services And Consultancy	0.00	0.00	0.00	0.00	0.00	0.00	0.00	0.00	0.00
	22412	Expenditure On Information System And Software Operation	97,180.00	0.00	0.00	0.00	0.00	0.00	0.00	0.00	97,180.00
	22413	Contract Services Fee	5,238,362.00	0.00	0.00	0.00	0.00	0.00	0.00	0.00	5,238,362.00
	22522	Program Expenditure	365,973.60	0.00	0.00	0.00	0.00	0.00	0.00	0.00	365,973.60
	22611	Monitoring, Evaluation Expenditure	471,097.00	0.00	0.00	0.00	0.00	0.00	0.00	0.00	471,097.00
	22612	Travelling Expenditure	95,775.00	0.00	0.00	0.00	0.00	0.00	0.00	0.00	95,775.00
	22711	Miscellaneous Expenditure	401,644.82	0.00	0.00	0.00	0.00	0.00	0.00	0.00	401,644.82
	28142	House Rent	4,249,600.00	0.00	0.00	0.00	0.00	0.00	0.00	0.00	4,249,600.00
	31122	Machinery And Implements	674,700.00	0.00	0.00	0.00	0.00	0.00	0.00	0.00	674,700.00
	31171	Capital Improvement Expenditure Public Works	56,500.00	0.00	0.00	0.00	0.00	0.00	0.00	0.00	56,500.00
226	National Inclusion Commission		29,675,629.06	0.00	0.00	0.00	0.00	0.00	0.00	0.00	29,675,629.06
	21111	Remuneration, Employees	4,210,461.81	0.00	0.00	0.00	0.00	0.00	0.00	0.00	4,210,461.81
	21112	Remuneration, Officials	4,769,212.00	0.00	0.00	0.00	0.00	0.00	0.00	0.00	4,769,212.00
	21121	Dress	120,000.00	0.00	0.00	0.00	0.00	0.00	0.00	0.00	120,000.00

Government of Nepal
Ministry of Finance
Financial Comptroller General Office
Ministry and Economic Code Wise Expenditure
Fiscal Year: 2078/79

(In Rs.)

Ministry/ Budget Entity	Economic Codes	Economic Heads	GoN Cash	Cash Grant	Cash Loan	Reimbursable Grant	Reimbursable Loan	Direct Grant	Direct Loan	Commodity Grant	Total Expenditure
	21123	Medical Treatment Expenses	125,992.00	0.00	0.00	0.00	0.00	0.00	0.00	0.00	125,992.00
	21132	Dearness Allowance	287,399.00	0.00	0.00	0.00	0.00	0.00	0.00	0.00	287,399.00
	21135	Employee Incentive Allowances	45,000.00	0.00	0.00	0.00	0.00	0.00	0.00	0.00	45,000.00
	21139	Other Allowance	399,900.00	0.00	0.00	0.00	0.00	0.00	0.00	0.00	399,900.00
	21213	Expenses Of Fund On Contribution Based Employee's Insurance	33,480.00	0.00	0.00	0.00	0.00	0.00	0.00	0.00	33,480.00
	22111	Water And Electricity	486,601.00	0.00	0.00	0.00	0.00	0.00	0.00	0.00	486,601.00
	22112	Communication Fee	212,862.38	0.00	0.00	0.00	0.00	0.00	0.00	0.00	212,862.38
	22211	Fuel (For Officials)	844,795.00	0.00	0.00	0.00	0.00	0.00	0.00	0.00	844,795.00
	22212	Fuel For Official Purpose	849,714.63	0.00	0.00	0.00	0.00	0.00	0.00	0.00	849,714.63
	22213	Vehicle Maintenance Expenditure /Cost	799,996.07	0.00	0.00	0.00	0.00	0.00	0.00	0.00	799,996.07
	22214	Insurance And Renewal Expenditure/Cost	299,600.88	0.00	0.00	0.00	0.00	0.00	0.00	0.00	299,600.88
	22221	Machinery And Equipment Maintenance And Operation Expenditure	195,916.00	0.00	0.00	0.00	0.00	0.00	0.00	0.00	195,916.00
	22311	Stationeries And Office Goods	1,547,830.50	0.00	0.00	0.00	0.00	0.00	0.00	0.00	1,547,830.50
	22313	Books And Materials Expenditure	199,467.70	0.00	0.00	0.00	0.00	0.00	0.00	0.00	199,467.70
	22314	Fuel – Other Purpose	99,995.75	0.00	0.00	0.00	0.00	0.00	0.00	0.00	99,995.75
	22315	Publication Expenditure Of Newspaper, Printing And Information	299,901.50	0.00	0.00	0.00	0.00	0.00	0.00	0.00	299,901.50
	22411	Expenditure On Services And Consultancy	49,997.00	0.00	0.00	0.00	0.00	0.00	0.00	0.00	49,997.00
	22413	Contract Services Fee	5,931,453.00	0.00	0.00	0.00	0.00	0.00	0.00	0.00	5,931,453.00
	22522	Program Expenditure	4,262,881.00	0.00	0.00	0.00	0.00	0.00	0.00	0.00	4,262,881.00
	22611	Monitoring, Evaluation Expenditure	799,470.00	0.00	0.00	0.00	0.00	0.00	0.00	0.00	799,470.00
	22612	Travelling Expenditure	30,000.00	0.00	0.00	0.00	0.00	0.00	0.00	0.00	30,000.00
	22711	Miscellaneous Expenditure	697,297.00	0.00	0.00	0.00	0.00	0.00	0.00	0.00	697,297.00
	28142	House Rent	878,400.00	0.00	0.00	0.00	0.00	0.00	0.00	0.00	878,400.00
	31122	Machinery And Implements	399,891.50	0.00	0.00	0.00	0.00	0.00	0.00	0.00	399,891.50
	31123	Furniture & Fixtures	398,661.00	0.00	0.00	0.00	0.00	0.00	0.00	0.00	398,661.00

Government of Nepal
Ministry of Finance
Financial Comptroller General Office
Ministry and Economic Code Wise Expenditure
Fiscal Year: 2078/79

Ministry/ Budget Entity	Economic Codes	Economic Heads	GoN Cash	Cash Grant	Cash Loan	Reimbursable Grant	Reimbursable Loan	Direct Grant	Direct Loan	Commodity Grant	Total Expenditure
	31161	Expenses For Infrastructure Improvement Of Constructed Building	399,452.34	0.00	0.00	0.00	0.00	0.00	0.00	0.00	399,452.34
228	Indigenous Nationalities Commission		28,721,599.73	0.00	0.00	0.00	0.00	0.00	0.00	0.00	28,721,599.73
	21111	Remuneration, Employees	6,025,341.70	0.00	0.00	0.00	0.00	0.00	0.00	0.00	6,025,341.70
	21112	Remuneration, Officials	6,631,508.00	0.00	0.00	0.00	0.00	0.00	0.00	0.00	6,631,508.00
	21121	Dress	150,000.00	0.00	0.00	0.00	0.00	0.00	0.00	0.00	150,000.00
	21132	Dearness Allowance	309,733.38	0.00	0.00	0.00	0.00	0.00	0.00	0.00	309,733.38
	21139	Other Allowance	94,620.00	0.00	0.00	0.00	0.00	0.00	0.00	0.00	94,620.00
	21141	Meeting Allowance For Official	269,750.00	0.00	0.00	0.00	0.00	0.00	0.00	0.00	269,750.00
	21212	Expenses Of Fund On Contribution Based Employee's Pension And Gratuity	24,757.58	0.00	0.00	0.00	0.00	0.00	0.00	0.00	24,757.58
	21213	Expenses Of Fund On Contribution Based Employee's Insurance	37,200.00	0.00	0.00	0.00	0.00	0.00	0.00	0.00	37,200.00
	22111	Water And Electricity	96,938.88	0.00	0.00	0.00	0.00	0.00	0.00	0.00	96,938.88
	22112	Communication Fee	313,267.00	0.00	0.00	0.00	0.00	0.00	0.00	0.00	313,267.00
	22211	Fuel (For Officials)	763,710.00	0.00	0.00	0.00	0.00	0.00	0.00	0.00	763,710.00
	22212	Fuel For Official Purpose	598,777.40	0.00	0.00	0.00	0.00	0.00	0.00	0.00	598,777.40
	22213	Vehicle Maintenance Expenditure /Cost	446,515.24	0.00	0.00	0.00	0.00	0.00	0.00	0.00	446,515.24
	22214	Insurance And Renewal Expenditure/Cost	356,379.85	0.00	0.00	0.00	0.00	0.00	0.00	0.00	356,379.85
	22221	Machinery And Equipment Maintenance And Operation Expenditure	182,640.00	0.00	0.00	0.00	0.00	0.00	0.00	0.00	182,640.00
	22311	Stationeries And Office Goods	898,248.45	0.00	0.00	0.00	0.00	0.00	0.00	0.00	898,248.45
	22314	Fuel – Other Purpose	19,550.00	0.00	0.00	0.00	0.00	0.00	0.00	0.00	19,550.00
	22315	Publication Expenditure Of Newspaper, Printing And Information	595,200.70	0.00	0.00	0.00	0.00	0.00	0.00	0.00	595,200.70
	22411	Expenditure On Services And Consultancy	480,963.00	0.00	0.00	0.00	0.00	0.00	0.00	0.00	480,963.00
	22413	Contract Services Fee	3,924,170.00	0.00	0.00	0.00	0.00	0.00	0.00	0.00	3,924,170.00

(In Rs.)

Government of Nepal
Ministry of Finance
Financial Comptroller General Office
Ministry and Economic Code Wise Expenditure
Fiscal Year: 2078/79

(In Rs.)

Ministry/ Budget Entity	Economic Codes	Economic Heads	GoN Cash	Cash Grant	Cash Loan	Reimbursable Grant	Reimbursable Loan	Direct Grant	Direct Loan	Commodity Grant	Total Expenditure
	22511	Expenditure Related To Training Of Staff	0.00	0.00	0.00	0.00	0.00	0.00	0.00	0.00	0.00
	22512	Expenditure Related To Skill Development And Public Awareness And Workshop	198,681.00	0.00	0.00	0.00	0.00	0.00	0.00	0.00	198,681.00
	22522	Program Expenditure	1,624,212.55	0.00	0.00	0.00	0.00	0.00	0.00	0.00	1,624,212.55
	22611	Monitoring, Evaluation Expenditure	1,700,000.00	0.00	0.00	0.00	0.00	0.00	0.00	0.00	1,700,000.00
	22612	Travelling Expenditure	15,720.00	0.00	0.00	0.00	0.00	0.00	0.00	0.00	15,720.00
	22711	Miscellaneous Expenditure	1,299,194.00	0.00	0.00	0.00	0.00	0.00	0.00	0.00	1,299,194.00
	28142	House Rent	882,000.00	0.00	0.00	0.00	0.00	0.00	0.00	0.00	882,000.00
	31122	Machinery And Implements	484,156.00	0.00	0.00	0.00	0.00	0.00	0.00	0.00	484,156.00
	31123	Furniture & Fixtures	298,365.00	0.00	0.00	0.00	0.00	0.00	0.00	0.00	298,365.00
	31161	Expenses For Infrastructure Improvement Of Constructed Building	0.00	0.00	0.00	0.00	0.00	0.00	0.00	0.00	0.00
230	Madhesi Commission		31,097,821.38	0.00	0.00	0.00	0.00	0.00	0.00	0.00	31,097,821.38
	21111	Remuneration, Employees	5,370,973.40	0.00	0.00	0.00	0.00	0.00	0.00	0.00	5,370,973.40
	21112	Remuneration, Officials	6,480,544.95	0.00	0.00	0.00	0.00	0.00	0.00	0.00	6,480,544.95
	21121	Dress	160,000.00	0.00	0.00	0.00	0.00	0.00	0.00	0.00	160,000.00
	21132	Dearness Allowance	308,000.00	0.00	0.00	0.00	0.00	0.00	0.00	0.00	308,000.00
	21139	Other Allowance	125,000.00	0.00	0.00	0.00	0.00	0.00	0.00	0.00	125,000.00
	21141	Meeting Allowance For Official	130,250.00	0.00	0.00	0.00	0.00	0.00	0.00	0.00	130,250.00
	21212	Expenses Of Fund On Contribution Based Employee's Pension And Gratuity	24,000.00	0.00	0.00	0.00	0.00	0.00	0.00	0.00	24,000.00
	21213	Expenses Of Fund On Contribution Based Employee's Insurance	46,000.00	0.00	0.00	0.00	0.00	0.00	0.00	0.00	46,000.00
	22111	Water And Electricity	290,255.00	0.00	0.00	0.00	0.00	0.00	0.00	0.00	290,255.00
	22112	Communication Fee	365,850.10	0.00	0.00	0.00	0.00	0.00	0.00	0.00	365,850.10
	22211	Fuel (For Officials)	684,950.00	0.00	0.00	0.00	0.00	0.00	0.00	0.00	684,950.00
	22212	Fuel For Official Purpose	998,029.60	0.00	0.00	0.00	0.00	0.00	0.00	0.00	998,029.60
	22213	Vehicle Maintenance Expenditure /Cost	599,990.59	0.00	0.00	0.00	0.00	0.00	0.00	0.00	599,990.59

Government of Nepal
Ministry of Finance
Financial Comptroller General Office
Ministry and Economic Code Wise Expenditure
Fiscal Year: 2078/79

(In Rs.)

Ministry/ Budget Entity	Economic Codes	Economic Heads	GoN Cash	Cash Grant	Cash Loan	Reimbursable Grant	Reimbursable Loan	Direct Grant	Direct Loan	Commodity Grant	Total Expenditure
	22214	Insurance And Renewal Expenditure/Cost	500,000.00	0.00	0.00	0.00	0.00	0.00	0.00	0.00	500,000.00
	22221	Machinery And Equipment Maintenance And Operation Expenditure	195,126.00	0.00	0.00	0.00	0.00	0.00	0.00	0.00	195,126.00
	22311	Stationeries And Office Goods	1,399,887.55	0.00	0.00	0.00	0.00	0.00	0.00	0.00	1,399,887.55
	22314	Fuel – Other Purpose	96,540.00	0.00	0.00	0.00	0.00	0.00	0.00	0.00	96,540.00
	22315	Publication Expenditure Of Newspaper, Printing And Information	335,860.00	0.00	0.00	0.00	0.00	0.00	0.00	0.00	335,860.00
	22411	Expenditure On Services And Consultancy	559,260.00	0.00	0.00	0.00	0.00	0.00	0.00	0.00	559,260.00
	22413	Contract Services Fee	3,746,779.00	0.00	0.00	0.00	0.00	0.00	0.00	0.00	3,746,779.00
	22511	Expenditure Related To Training Of Staff	147,000.00	0.00	0.00	0.00	0.00	0.00	0.00	0.00	147,000.00
	22512	Expenditure Related To Skill Development And Public Awareness And Workshop	600,000.00	0.00	0.00	0.00	0.00	0.00	0.00	0.00	600,000.00
	22522	Program Expenditure	1,261,590.00	0.00	0.00	0.00	0.00	0.00	0.00	0.00	1,261,590.00
	22611	Monitoring, Evaluation Expenditure	1,386,694.00	0.00	0.00	0.00	0.00	0.00	0.00	0.00	1,386,694.00
	22612	Travelling Expenditure	43,400.00	0.00	0.00	0.00	0.00	0.00	0.00	0.00	43,400.00
	22711	Miscellaneous Expenditure	1,175,287.19	0.00	0.00	0.00	0.00	0.00	0.00	0.00	1,175,287.19
	28142	House Rent	3,480,000.00	0.00	0.00	0.00	0.00	0.00	0.00	0.00	3,480,000.00
	31122	Machinery And Implements	288,997.00	0.00	0.00	0.00	0.00	0.00	0.00	0.00	288,997.00
	31123	Furniture & Fixtures	297,557.00	0.00	0.00	0.00	0.00	0.00	0.00	0.00	297,557.00
232	Tharu Commission		53,997,578.56	0.00	0.00	0.00	0.00	0.00	0.00	0.00	53,997,578.56
	21111	Remuneration, Employees	6,400,636.20	0.00	0.00	0.00	0.00	0.00	0.00	0.00	6,400,636.20
	21112	Remuneration, Officials	4,748,511.00	0.00	0.00	0.00	0.00	0.00	0.00	0.00	4,748,511.00
	21121	Dress	140,000.00	0.00	0.00	0.00	0.00	0.00	0.00	0.00	140,000.00
	21132	Dearness Allowance	319,432.00	0.00	0.00	0.00	0.00	0.00	0.00	0.00	319,432.00
	21134	Meeting Allowance Of Employees	140,000.00	0.00	0.00	0.00	0.00	0.00	0.00	0.00	140,000.00
	21139	Other Allowance	31,575.00	0.00	0.00	0.00	0.00	0.00	0.00	0.00	31,575.00
	21142	Other Facilities For The Official	32,234.00	0.00	0.00	0.00	0.00	0.00	0.00	0.00	32,234.00

Government of Nepal
Ministry of Finance
Financial Comptroller General Office
Ministry and Economic Code Wise Expenditure
Fiscal Year: 2078/79

(In Rs.)

Ministry/ Budget Entity	Economic Codes	Economic Heads	GoN Cash	Cash Grant	Cash Loan	Reimbursable Grant	Reimbursable Loan	Direct Grant	Direct Loan	Commodity Grant	Total Expenditure
	21212	Expenses Of Fund On Contribution Based Employee's Pension And Gratuity	0.00	0.00	0.00	0.00	0.00	0.00	0.00	0.00	0.00
	21213	Expenses Of Fund On Contribution Based Employee's Insurance	50,000.00	0.00	0.00	0.00	0.00	0.00	0.00	0.00	50,000.00
	22111	Water And Electricity	345,208.00	0.00	0.00	0.00	0.00	0.00	0.00	0.00	345,208.00
	22112	Communication Fee	225,839.00	0.00	0.00	0.00	0.00	0.00	0.00	0.00	225,839.00
	22211	Fuel (For Officials)	864,120.00	0.00	0.00	0.00	0.00	0.00	0.00	0.00	864,120.00
	22212	Fuel For Official Purpose	770,032.00	0.00	0.00	0.00	0.00	0.00	0.00	0.00	770,032.00
	22213	Vehicle Maintenance Expenditure /Cost	780,863.00	0.00	0.00	0.00	0.00	0.00	0.00	0.00	780,863.00
	22214	Insurance And Renewal Expenditure/Cost	170,373.00	0.00	0.00	0.00	0.00	0.00	0.00	0.00	170,373.00
	22221	Machinery And Equipment Maintenance And Operation Expenditure	193,670.00	0.00	0.00	0.00	0.00	0.00	0.00	0.00	193,670.00
	22311	Stationeries And Office Goods	2,175,267.00	0.00	0.00	0.00	0.00	0.00	0.00	0.00	2,175,267.00
	22313	Books And Materials Expenditure	46,984.00	0.00	0.00	0.00	0.00	0.00	0.00	0.00	46,984.00
	22314	Fuel - Other Purpose	32,300.00	0.00	0.00	0.00	0.00	0.00	0.00	0.00	32,300.00
	22411	Expenditure On Services And Consultancy	148,310.00	0.00	0.00	0.00	0.00	0.00	0.00	0.00	148,310.00
	22413	Contract Services Fee	5,946,380.00	0.00	0.00	0.00	0.00	0.00	0.00	0.00	5,946,380.00
	22522	Program Expenditure	6,524,990.36	0.00	0.00	0.00	0.00	0.00	0.00	0.00	6,524,990.36
	22611	Monitoring, Evaluation Expenditure	1,598,390.00	0.00	0.00	0.00	0.00	0.00	0.00	0.00	1,598,390.00
	22612	Travelling Expenditure	0.00	0.00	0.00	0.00	0.00	0.00	0.00	0.00	0.00
	22711	Miscellaneous Expenditure	1,048,573.00	0.00	0.00	0.00	0.00	0.00	0.00	0.00	1,048,573.00
	28142	House Rent	4,644,000.00	0.00	0.00	0.00	0.00	0.00	0.00	0.00	4,644,000.00
	28143	Rent For Transport Vehicle And Machinery Implements	522,783.00	0.00	0.00	0.00	0.00	0.00	0.00	0.00	522,783.00
	31121	Transport Vehicle	14,324,997.00	0.00	0.00	0.00	0.00	0.00	0.00	0.00	14,324,997.00
	31122	Machinery And Implements	870,357.00	0.00	0.00	0.00	0.00	0.00	0.00	0.00	870,357.00
	31123	Furniture & Fixtures	901,754.00	0.00	0.00	0.00	0.00	0.00	0.00	0.00	901,754.00

Government of Nepal
Ministry of Finance
Financial Comptroller General Office
Ministry and Economic Code Wise Expenditure
Fiscal Year: 2078/79

(In Rs.)

Ministry/ Budget Entity	Economic Codes	Economic Heads	GoN Cash	Cash Grant	Cash Loan	Reimbursable Grant	Reimbursable Loan	Direct Grant	Direct Loan	Commodity Grant	Total Expenditure
31161		Expenses For Infrastructure Improvement Of Constructed Building	0.00	0.00	0.00	0.00	0.00	0.00	0.00	0.00	0.00
31511		Contingency Capital	0.00	0.00	0.00	0.00	0.00	0.00	0.00	0.00	0.00
234	Muslim Commission		33,099,793.76	0.00	0.00	0.00	0.00	0.00	0.00	0.00	33,099,793.76
21111		Remuneration, Employees	4,244,096.20	0.00	0.00	0.00	0.00	0.00	0.00	0.00	4,244,096.20
21112		Remuneration, Officials	3,976,578.67	0.00	0.00	0.00	0.00	0.00	0.00	0.00	3,976,578.67
21121		Dress	110,000.00	0.00	0.00	0.00	0.00	0.00	0.00	0.00	110,000.00
21132		Dearness Allowance	264,000.00	0.00	0.00	0.00	0.00	0.00	0.00	0.00	264,000.00
21134		Meeting Allowance Of Employees	139,500.00	0.00	0.00	0.00	0.00	0.00	0.00	0.00	139,500.00
21139		Other Allowance	0.00	0.00	0.00	0.00	0.00	0.00	0.00	0.00	0.00
21141		Meeting Allowance For Official	0.00	0.00	0.00	0.00	0.00	0.00	0.00	0.00	0.00
21212		Expenses Of Fund On Contribution Based Employee's Pension And Gratuity	0.00	0.00	0.00	0.00	0.00	0.00	0.00	0.00	0.00
21213		Expenses Of Fund On Contribution Based Employee's Insurance	32,400.00	0.00	0.00	0.00	0.00	0.00	0.00	0.00	32,400.00
22111		Water And Electricity	172,743.00	0.00	0.00	0.00	0.00	0.00	0.00	0.00	172,743.00
22112		Communication Fee	113,080.00	0.00	0.00	0.00	0.00	0.00	0.00	0.00	113,080.00
22211		Fuel (For Officials)	737,235.00	0.00	0.00	0.00	0.00	0.00	0.00	0.00	737,235.00
22212		Fuel For Official Purpose	515,481.00	0.00	0.00	0.00	0.00	0.00	0.00	0.00	515,481.00
22213		Vehicle Maintenance Expenditure /Cost	563,255.96	0.00	0.00	0.00	0.00	0.00	0.00	0.00	563,255.96
22214		Insurance And Renewal Expenditure/Cost	399,155.00	0.00	0.00	0.00	0.00	0.00	0.00	0.00	399,155.00
22221		Machinery And Equipment Maintenance And Operation Expenditure	89,877.00	0.00	0.00	0.00	0.00	0.00	0.00	0.00	89,877.00
22311		Stationeries And Office Goods	1,096,004.72	0.00	0.00	0.00	0.00	0.00	0.00	0.00	1,096,004.72
22313		Books And Materials Expenditure	19,448.00	0.00	0.00	0.00	0.00	0.00	0.00	0.00	19,448.00
22314		Fuel - Other Purpose	11,025.00	0.00	0.00	0.00	0.00	0.00	0.00	0.00	11,025.00
22411		Expenditure On Services And Consultancy	2,146,834.00	0.00	0.00	0.00	0.00	0.00	0.00	0.00	2,146,834.00
22413		Contract Services Fee	5,786,038.71	0.00	0.00	0.00	0.00	0.00	0.00	0.00	5,786,038.71

Government of Nepal
Ministry of Finance
Financial Comptroller General Office
Ministry and Economic Code Wise Expenditure
Fiscal Year: 2078/79

(In Rs.)

Ministry/ Budget Entity	Economic Codes	Economic Heads	GoN Cash	Cash Grant	Cash Loan	Reimbursable Grant	Reimbursable Loan	Direct Grant	Direct Loan	Commodity Grant	Total Expenditure
	22511	Expenditure Related To Training Of Staff	164,000.00	0.00	0.00	0.00	0.00	0.00	0.00	0.00	164,000.00
	22522	Program Expenditure	5,524,053.75	0.00	0.00	0.00	0.00	0.00	0.00	0.00	5,524,053.75
	22611	Monitoring, Evaluation Expenditure	994,369.75	0.00	0.00	0.00	0.00	0.00	0.00	0.00	994,369.75
	22612	Travelling Expenditure	6,700.00	0.00	0.00	0.00	0.00	0.00	0.00	0.00	6,700.00
	22711	Miscellaneous Expenditure	613,352.00	0.00	0.00	0.00	0.00	0.00	0.00	0.00	613,352.00
	28142	House Rent	3,504,000.00	0.00	0.00	0.00	0.00	0.00	0.00	0.00	3,504,000.00
	31113	Capital Formation - Building	0.00	0.00	0.00	0.00	0.00	0.00	0.00	0.00	0.00
	31121	Transport Vehicle	271,900.00	0.00	0.00	0.00	0.00	0.00	0.00	0.00	271,900.00
	31122	Machinery And Implements	992,290.00	0.00	0.00	0.00	0.00	0.00	0.00	0.00	992,290.00
	31123	Furniture & Fixtures	622,376.00	0.00	0.00	0.00	0.00	0.00	0.00	0.00	622,376.00
	31134	Expense On Computer Software Construction And Procurement	0.00	0.00	0.00	0.00	0.00	0.00	0.00	0.00	0.00
301		Office of Prime Minister and Council of Ministers	3,535,528,844.86	0.00	0.00	8,258,818.50	0.00	0.00	0.00	0.00	3,543,787,663.36
	21111	Remuneration, Employees	1,666,564,920.72	0.00	0.00	0.00	0.00	0.00	0.00	0.00	1,666,564,920.72
	21112	Remuneration, Officials	27,078,566.10	0.00	0.00	0.00	0.00	0.00	0.00	0.00	27,078,566.10
	21121	Dress	33,209,622.40	0.00	0.00	0.00	0.00	0.00	0.00	0.00	33,209,622.40
	21122	Food Grain	145,766,101.47	0.00	0.00	0.00	0.00	0.00	0.00	0.00	145,766,101.47
	21131	Local Allowance	15,304,456.19	0.00	0.00	0.00	0.00	0.00	0.00	0.00	15,304,456.19
	21132	Dearness Allowance	75,613,777.47	0.00	0.00	0.00	0.00	0.00	0.00	0.00	75,613,777.47
	21134	Meeting Allowance Of Employees	8,062,135.00	0.00	0.00	0.00	0.00	0.00	0.00	0.00	8,062,135.00
	21135	Employee Incentive Allowances	562,500.00	0.00	0.00	0.00	0.00	0.00	0.00	0.00	562,500.00
	21139	Other Allowance	13,659,305.68	0.00	0.00	0.00	0.00	0.00	0.00	0.00	13,659,305.68
	21141	Meeting Allowance For Official	222,625.00	0.00	0.00	0.00	0.00	0.00	0.00	0.00	222,625.00
	21142	Other Facilities For The Official	667,433.00	0.00	0.00	0.00	0.00	0.00	0.00	0.00	667,433.00
	21212	Expenses Of Fund On Contribution Based Employee's Pension And Gratuity	6,821,188.11	0.00	0.00	0.00	0.00	0.00	0.00	0.00	6,821,188.11
	21213	Expenses Of Fund On Contribution Based Employee's Insurance	14,681,141.70	0.00	0.00	0.00	0.00	0.00	0.00	0.00	14,681,141.70
	22111	Water And Electricity	52,512,386.59	0.00	0.00	0.00	0.00	0.00	0.00	0.00	52,512,386.59
	22112	Communication Fee	45,278,915.36	0.00	0.00	0.00	0.00	0.00	0.00	0.00	45,278,915.36

Government of Nepal
Ministry of Finance
Financial Comptroller General Office
Ministry and Economic Code Wise Expenditure
Fiscal Year: 2078/79

(In Rs.)

Ministry/ Budget Entity	Economic Codes	Economic Heads	GoN Cash	Cash Grant	Cash Loan	Reimbursable Grant	Reimbursable Loan	Direct Grant	Direct Loan	Commodity Grant	Total Expenditure
	22211	Fuel (For Officials)	7,627,351.00	0.00	0.00	0.00	0.00	0.00	0.00	0.00	7,627,351.00
	22212	Fuel For Official Purpose	77,538,546.26	0.00	0.00	0.00	0.00	0.00	0.00	0.00	77,538,546.26
	22213	Vehicle Maintenance Expenditure /Cost	66,302,317.28	0.00	0.00	0.00	0.00	0.00	0.00	0.00	66,302,317.28
	22214	Insurance And Renewal Expenditure/Cost	11,906,843.50	0.00	0.00	0.00	0.00	0.00	0.00	0.00	11,906,843.50
	22221	Machinery And Equipment Maintenance And Operation Expenditure	17,017,975.49	0.00	0.00	0.00	0.00	0.00	0.00	0.00	17,017,975.49
	22231	Constructed Public Property Maintenance Expenditure	5,581,477.71	0.00	0.00	0.00	0.00	0.00	0.00	0.00	5,581,477.71
	22291	Operation And Maintenance Expenditure Of Other Property	3,062,416.84	0.00	0.00	0.00	0.00	0.00	0.00	0.00	3,062,416.84
	22311	Stationeries And Office Goods	96,877,308.03	0.00	0.00	0.00	0.00	0.00	0.00	0.00	96,877,308.03
	22313	Books And Materials Expenditure	1,297,846.00	0.00	0.00	0.00	0.00	0.00	0.00	0.00	1,297,846.00
	22314	Fuel – Other Purpose	4,835,396.74	0.00	0.00	0.00	0.00	0.00	0.00	0.00	4,835,396.74
	22315	Publication Expenditure Of Newspaper, Printing And Information	12,804,653.93	0.00	0.00	0.00	0.00	0.00	0.00	0.00	12,804,653.93
	22319	Expenditure On Operation Of Other Office	184,682.00	0.00	0.00	0.00	0.00	0.00	0.00	0.00	184,682.00
	22411	Expenditure On Services And Consultancy	19,440,861.50	0.00	0.00	0.00	0.00	0.00	0.00	0.00	19,440,861.50
	22412	Expenditure On Information System And Software Operation	29,131,372.00	0.00	0.00	0.00	0.00	0.00	0.00	0.00	29,131,372.00
	22413	Contract Services Fee	281,333,379.04	0.00	0.00	0.00	0.00	0.00	0.00	0.00	281,333,379.04
	22419	Other Services Fee	817,400.00	0.00	0.00	0.00	0.00	0.00	0.00	0.00	817,400.00
	22511	Expenditure Related To Training Of Staff	7,125,600.00	0.00	0.00	0.00	0.00	0.00	0.00	0.00	7,125,600.00
	22512	Expenditure Related To Skill Development And Public Awareness And Workshop	3,018,691.50	0.00	0.00	0.00	0.00	0.00	0.00	0.00	3,018,691.50
	22522	Program Expenditure	82,721,709.79	0.00	0.00	2,791,620.00	0.00	0.00	0.00	0.00	85,513,329.79
	22529	Miscellaneous Program Expenditure	41,400.00	0.00	0.00	0.00	0.00	0.00	0.00	0.00	41,400.00
	22611	Monitoring, Evaluation Expenditure	31,723,575.74	0.00	0.00	0.00	0.00	0.00	0.00	0.00	31,723,575.74

Government of Nepal
Ministry of Finance
Financial Comptroller General Office
Ministry and Economic Code Wise Expenditure
Fiscal Year: 2078/79

(In Rs.)

Ministry/ Budget Entity	Economic Codes	Economic Heads	GoN Cash	Cash Grant	Cash Loan	Reimbursable Grant	Reimbursable Loan	Direct Grant	Direct Loan	Commodity Grant	Total Expenditure
	22612	Travelling Expenditure	50,786,960.45	0.00	0.00	0.00	0.00	0.00	0.00	0.00	50,786,960.45
	22613	Travelling Expenditure Of VIPs And Delegation	1,456,000.00	0.00	0.00	0.00	0.00	0.00	0.00	0.00	1,456,000.00
	22711	Miscellaneous Expenditure	84,430,428.10	0.00	0.00	0.00	0.00	0.00	0.00	0.00	84,430,428.10
	26411	Non - Conditional Current Grant Provided To Government Entity, Foundation, Committee, And Boards	60,000,000.00	0.00	0.00	0.00	0.00	0.00	0.00	0.00	60,000,000.00
	28142	House Rent	57,760,263.43	0.00	0.00	0.00	0.00	0.00	0.00	0.00	57,760,263.43
	28143	Rent For Transport Vehicle And Machinery Implements	48,815.00	0.00	0.00	0.00	0.00	0.00	0.00	0.00	48,815.00
	31112	Non-Residential Building Purchase/Construction	226,521,527.63	0.00	0.00	0.00	0.00	0.00	0.00	0.00	226,521,527.63
	31114	Land Development Work	498,046.33	0.00	0.00	0.00	0.00	0.00	0.00	0.00	498,046.33
	31121	Transport Vehicle	23,209,317.79	0.00	0.00	0.00	0.00	0.00	0.00	0.00	23,209,317.79
	31122	Machinery And Implements	77,702,772.26	0.00	0.00	0.00	0.00	0.00	0.00	0.00	77,702,772.26
	31123	Furniture & Fixtures	40,310,295.88	0.00	0.00	0.00	0.00	0.00	0.00	0.00	40,310,295.88
	31134	Expense On Computer Software Construction And Procurement	5,869,818.90	0.00	0.00	5,467,198.50	0.00	0.00	0.00	0.00	11,337,017.40
	31135	Capital Consultancy Expense	4,027,608.00	0.00	0.00	0.00	0.00	0.00	0.00	0.00	4,027,608.00
	31159	Other Public Construction Works	946,994.05	0.00	0.00	0.00	0.00	0.00	0.00	0.00	946,994.05
	31161	Expenses For Infrastructure Improvement Of Constructed Building	19,921,020.71	0.00	0.00	0.00	0.00	0.00	0.00	0.00	19,921,020.71
	31171	Capital Improvement Expenditure Public Works	15,325,397.19	0.00	0.00	0.00	0.00	0.00	0.00	0.00	15,325,397.19
	31441	Contract, Lease And License Purchase Expense	327,700.00	0.00	0.00	0.00	0.00	0.00	0.00	0.00	327,700.00
305	Ministry of Finance		19,848,015,913.37	96,000,000.00	349,556,447.39	293,592,884.17	0.00	376,083,720.40	0.00	0.00	20,963,248,965.33
	21111	Remuneration, Employees	1,689,556,779.31	0.00	0.00	0.00	0.00	0.00	0.00	0.00	1,689,556,779.31
	21112	Remuneration, Officials	7,773,158.80	0.00	0.00	0.00	0.00	0.00	0.00	0.00	7,773,158.80
	21121	Dress	30,135,026.00	0.00	0.00	0.00	0.00	0.00	0.00	0.00	30,135,026.00
	21131	Local Allowance	15,785,497.68	0.00	0.00	0.00	0.00	0.00	0.00	0.00	15,785,497.68
	21132	Dearness Allowance	69,270,574.25	0.00	0.00	0.00	0.00	0.00	0.00	0.00	69,270,574.25

Government of Nepal
Ministry of Finance
Financial Comptroller General Office
Ministry and Economic Code Wise Expenditure
Fiscal Year: 2078/79

(In Rs.)

Ministry/ Budget Entity	Economic Codes	Economic Heads	GoN Cash	Cash Grant	Cash Loan	Reimbursable Grant	Reimbursable Loan	Direct Grant	Direct Loan	Commodity Grant	Total Expenditure
	21133	Field Allowance	64,800.00	0.00	0.00	0.00	0.00	0.00	0.00	0.00	64,800.00
	21134	Meeting Allowance Of Employees	16,314,740.00	0.00	0.00	376,275.00	0.00	0.00	0.00	0.00	16,691,015.00
	21135	Employee Incentive Allowances	50,000.00	0.00	0.00	0.00	0.00	0.00	0.00	0.00	50,000.00
	21139	Other Allowance	38,684,239.69	0.00	0.00	0.00	0.00	0.00	0.00	0.00	38,684,239.69
	21142	Other Facilities For The Official	497,173.00	0.00	0.00	0.00	0.00	0.00	0.00	0.00	497,173.00
	21212	Expenses Of Fund On Contribution Based Employee's Pension And Gratuity	1,231,394.65	0.00	0.00	0.00	0.00	0.00	0.00	0.00	1,231,394.65
	21213	Expenses Of Fund On Contribution Based Employee's Insurance	13,047,263.58	0.00	0.00	0.00	0.00	0.00	0.00	0.00	13,047,263.58
	22111	Water And Electricity	101,234,261.68	0.00	1,739,140.00	24,730.63	0.00	1,433,499.01	0.00	0.00	104,431,631.32
	22112	Communication Fee	100,216,762.79	0.00	1,667,889.04	804,291.65	0.00	0.00	0.00	0.00	102,688,943.48
	22211	Fuel (For Officials)	599,002.90	0.00	0.00	483,367.10	0.00	0.00	0.00	0.00	1,082,370.00
	22212	Fuel For Official Purpose	136,751,193.08	0.00	5,814,826.65	872,930.85	0.00	217,373.00	0.00	0.00	143,656,323.58
	22213	Vehicle Maintenance Expenditure /Cost	120,223,582.58	0.00	4,669,811.00	1,119,686.60	0.00	128,855.55	0.00	0.00	126,141,935.73
	22214	Insurance And Renewal Expenditure/Cost	27,999,704.33	0.00	0.00	67,671.42	0.00	0.00	0.00	0.00	28,067,375.75
	22221	Machinery And Equipment Maintenance And Operation Expenditure	58,885,607.30	0.00	5,726,997.00	193,181.00	0.00	0.00	0.00	0.00	64,805,785.30
	22231	Constructed Public Property Maintenance Expenditure	19,563,976.56	0.00	0.00	0.00	0.00	0.00	0.00	0.00	19,563,976.56
	22291	Operation And Maintenance Expenditure Of Other Property	19,722,405.37	0.00	0.00	0.00	0.00	78,417.98	0.00	0.00	19,800,823.35
	22311	Stationeries And Office Goods	261,039,310.39	0.00	16,211,563.80	6,458,927.30	0.00	500,000.00	0.00	0.00	284,209,791.49
	22313	Books And Materials Expenditure	789,732.26	0.00	0.00	634,297.74	0.00	0.00	0.00	0.00	1,424,030.00
	22314	Fuel – Other Purpose	15,521,299.41	0.00	2,633,667.00	0.00	0.00	0.00	0.00	0.00	18,154,966.41
	22315	Publication Expenditure Of Newspaper, Printing And Information	85,818,815.55	0.00	2,396,198.00	0.00	0.00	2,899,629.69	0.00	0.00	91,114,643.24
	22319	Expenditure On Operation Of Other Office	100,000.00	0.00	0.00	0.00	0.00	0.00	0.00	0.00	100,000.00
	22411	Expenditure On Services And Consultancy	144,853,529.59	0.00	0.00	61,855,427.25	0.00	231,463,607.29	0.00	0.00	438,172,564.13

Government of Nepal
Ministry of Finance
Financial Comptroller General Office
Ministry and Economic Code Wise Expenditure
Fiscal Year: 2078/79

(in Rs.)

Ministry/ Budget Entity	Economic Codes	Economic Heads	GoN Cash	Cash Grant	Cash Loan	Reimbursable Grant	Reimbursable Loan	Direct Grant	Direct Loan	Commodity Grant	Total Expenditure
	22412	Expenditure On Information System And Software Operation	29,309,996.92	0.00	5,510,950.00	0.00	0.00	2,169,457.09	0.00	0.00	36,990,404.01
	22413	Contract Services Fee	210,534,643.94	0.00	5,934,881.00	1,045,432.31	0.00	1,057,071.44	0.00	0.00	218,572,028.69
	22419	Other Services Fee	128,693,557.93	0.00	997,369.00	1,024,834.00	0.00	0.00	0.00	0.00	130,715,760.93
	22511	Expenditure Related To Training Of Staff	27,849,479.82	0.00	1,202,857.00	4,556,032.41	0.00	0.00	0.00	0.00	33,608,369.23
	22512	Expenditure Related To Skill Development And Public Awareness And Workshop	14,642,454.05	0.00	0.00	75,941,400.95	0.00	0.00	0.00	0.00	90,583,855.00
	22522	Program Expenditure	418,589,161.00	0.00	13,368,825.11	50,819,422.10	0.00	1,179,938.07	0.00	0.00	483,957,346.28
	22529	Miscellaneous Program Expenditure	22,996,012.38	0.00	0.00	3,667,231.62	0.00	0.00	0.00	0.00	26,663,244.00
	22611	Monitoring, Evaluation Expenditure	62,781,383.91	0.00	1,898,651.00	1,513,524.09	0.00	0.00	0.00	0.00	66,193,559.00
	22612	Travelling Expenditure	24,135,568.02	0.00	878,351.00	80,586.42	0.00	4,687,846.91	0.00	0.00	29,782,352.35
	22711	Miscellaneous Expenditure	91,402,310.89	0.00	2,811,370.00	2,746,619.56	0.00	0.00	0.00	0.00	96,960,300.45
	25111	Current Grant Shared Allocation To Non-Financial Institution	7,999,360.00	0.00	0.00	0.00	0.00	0.00	0.00	0.00	7,999,360.00
	25112	Capital Grant Shared Allocation To Non-Financial Enterprise	304,318,807.11	0.00	0.00	0.00	0.00	0.00	0.00	0.00	304,318,807.11
	25212	Capital Grant Shared Allocation To Non-Financial Business	95,000,000.00	0.00	0.00	0.00	0.00	0.00	0.00	0.00	95,000,000.00
	26211	International Membership Fee And Support	209,541,498.11	0.00	0.00	0.00	0.00	0.00	0.00	0.00	209,541,498.11
	26411	Non-Conditional Current Grant Provided To Government Entity, Foundation, Committee, And Boards	16,627,240.00	0.00	0.00	0.00	0.00	0.00	0.00	0.00	16,627,240.00
	26413	Conditional Current Grant Provided To Other Institutions	9,235,500.00	0.00	0.00	0.00	0.00	0.00	0.00	0.00	9,235,500.00
	27112	Other Social Security	14,350,268,181.32	96,000,000.00	0.00	0.00	0.00	0.00	0.00	0.00	14,446,268,181.32
	28141	Rent Of Land	520,600.00	0.00	0.00	0.00	0.00	0.00	0.00	0.00	520,600.00
	28142	House Rent	152,668,283.92	0.00	0.00	0.00	0.00	17,002,735.42	0.00	0.00	169,671,019.34
	28143	Rent For Transport Vehicle And Machinery Implements	2,556,914.27	0.00	0.00	0.00	0.00	0.00	0.00	0.00	2,556,914.27
	28211	Refund Of Revenue	49,402,945.00	0.00	0.00	0.00	0.00	0.00	0.00	0.00	49,402,945.00

Government of Nepal
Ministry of Finance
Financial Comptroller General Office
Ministry and Economic Code Wise Expenditure
Fiscal Year: 2078/79

(In Rs.)

Ministry/ Budget Entity	Economic Codes	Economic Heads	GoN Cash	Cash Grant	Cash Loan	Reimbursable Grant	Reimbursable Loan	Direct Grant	Direct Loan	Commodity Grant	Total Expenditure
	31111	Residential Building Construction/Purchase	3,784,402.00	0.00	0.00	0.00	0.00	0.00	0.00	0.00	3,784,402.00
	31112	Non-Residential Building Purchase/Construction	96,745,422.82	0.00	134,926,993.45	0.00	0.00	0.00	0.00	0.00	231,672,416.27
	31113	Capital Formation - Building	141,548.00	0.00	13,235,883.61	0.00	0.00	2,909,356.95	0.00	0.00	16,286,788.56
	31121	Transport Vehicle	13,943,327.00	0.00	1,093,400.00	0.00	0.00	0.00	0.00	0.00	15,036,727.00
	31122	Machinery And Implements	285,200,049.24	0.00	26,461,358.00	67,502,938.77	0.00	4,302,136.68	0.00	0.00	383,466,482.69
	31123	Furniture & Fixtures	88,164,785.38	0.00	10,080,395.18	8,305,561.00	0.00	111,140.00	0.00	0.00	106,661,881.56
	31132	Expense On Research And Development	0.00	0.00	0.00	0.00	0.00	0.00	0.00	0.00	0.00
	31134	Expense On Computer Software Construction And Procurement	13,564,591.10	0.00	15,344,276.00	3,498,514.40	0.00	184,416.00	0.00	0.00	32,591,797.50
	31135	Capital Consultancy Expense	10,914,716.00	0.00	0.00	0.00	0.00	105,758,239.32	0.00	0.00	116,672,955.32
	31151	Road & Bridge Construction	0.00	0.00	0.00	0.00	0.00	0.00	0.00	0.00	0.00
	31153	Hydropower Infrastructure Construction	0.00	0.00	0.00	0.00	0.00	0.00	0.00	0.00	0.00
	31159	Other Public Construction Works	11,893,966.27	0.00	12,266,769.00	0.00	0.00	0.00	0.00	0.00	24,160,735.27
	31161	Expenses For Infrastructure Improvement Of Constructed Building	50,883,299.98	0.00	34,272,334.64	0.00	0.00	0.00	0.00	0.00	85,155,634.62
	31171	Capital Improvement Expenditure Public Works	37,160,755.72	0.00	28,411,700.91	0.00	0.00	0.00	0.00	0.00	65,572,456.63
	31411	Expense On Land Acquisition	30,815,320.52	0.00	0.00	0.00	0.00	0.00	0.00	0.00	30,815,320.52
307		Ministry of Industry, Commerce and Supply	4,800,619,994.12	24,762,844.00	0.00	697,493,661.09	250,190,542.52	249,611,801.17	0.00	0.00	6,022,678,842.90
	21111	Remuneration, Employees	370,391,933.42	0.00	0.00	0.00	0.00	0.00	0.00	0.00	370,391,933.42
	21112	Remuneration, Officials	886,836.00	0.00	0.00	0.00	0.00	0.00	0.00	0.00	886,836.00
	21121	Dress	8,178,832.00	0.00	0.00	0.00	0.00	0.00	0.00	0.00	8,178,832.00
	21122	Food Grain	400,000.00	0.00	0.00	0.00	0.00	0.00	0.00	0.00	400,000.00
	21123	Medical Treatment Expenses	0.00	0.00	0.00	0.00	0.00	0.00	0.00	0.00	0.00
	21132	Dearness Allowance	14,743,351.66	0.00	0.00	0.00	0.00	0.00	0.00	0.00	14,743,351.66
	21134	Meeting Allowance Of Employees	3,595,327.00	0.00	0.00	1,771,985.00	147,000.00	0.00	0.00	0.00	5,514,312.00
	21139	Other Allowance	1,050,258.16	0.00	0.00	0.00	0.00	0.00	0.00	0.00	1,050,258.16
	21141	Meeting Allowance For Official	152,000.00	0.00	0.00	0.00	0.00	0.00	0.00	0.00	152,000.00

Government of Nepal
Ministry of Finance
Financial Comptroller General Office
Ministry and Economic Code Wise Expenditure
Fiscal Year: 2078/79

(In Rs.)

Ministry/ Budget Entity	Economic Codes	Economic Heads	GoN Cash	Cash Grant	Cash Loan	Reimbursable Grant	Reimbursable Loan	Direct Grant	Direct Loan	Commodity Grant	Total Expenditure
	21142	Other Facilities For The Official	21,016.00	0.00	0.00	0.00	0.00	0.00	0.00	0.00	21,016.00
	21149	Other Allowance For The Office Bearers	2,466.00	0.00	0.00	0.00	0.00	0.00	0.00	0.00	2,466.00
	21212	Expenses Of Fund On Contribution Based Employee's Pension And Gratuity	309,262.87	0.00	0.00	0.00	0.00	0.00	0.00	0.00	309,262.87
	21213	Expenses Of Fund On Contribution Based Employee's Insurance	2,689,522.56	0.00	0.00	0.00	0.00	0.00	0.00	0.00	2,689,522.56
	22111	Water And Electricity	16,284,838.52	0.00	0.00	594,824.79	32,000.00	0.00	0.00	0.00	16,911,663.31
	22112	Communication Fee	7,615,719.62	0.00	0.00	2,527,833.15	141,228.00	0.00	0.00	0.00	10,284,780.77
	22211	Fuel (For Officials)	711,204.99	0.00	0.00	738,826.00	0.00	0.00	0.00	0.00	1,450,030.99
	22212	Fuel For Official Purpose	19,626,535.35	0.00	0.00	5,540,995.08	429,762.43	0.00	0.00	0.00	25,597,292.86
	22213	Vehicle Maintenance Expenditure /Cost	16,534,421.30	0.00	0.00	6,163,708.62	28,000.00	0.00	0.00	0.00	22,726,129.92
	22214	Insurance And Renewal Expenditure/Cost	4,127,465.85	0.00	0.00	1,575,273.65	0.00	0.00	0.00	0.00	5,702,739.50
	22221	Machinery And Equipment Maintenance And Operation Expenditure	8,653,752.62	0.00	0.00	1,250,572.70	0.00	0.00	0.00	0.00	9,904,325.32
	22231	Constructed Public Property Maintenance Expenditure	1,946,220.00	0.00	0.00	1,412,005.00	0.00	0.00	0.00	0.00	3,358,225.00
	22291	Operation And Maintenance Expenditure Of Other Property	199,327.00	0.00	0.00	0.00	0.00	0.00	0.00	0.00	199,327.00
	22311	Stationeries And Office Goods	30,688,899.84	0.00	0.00	7,894,155.61	381,022.00	0.00	0.00	0.00	38,964,077.45
	22313	Books And Materials Expenditure	1,508,272.00	0.00	0.00	0.00	0.00	0.00	0.00	0.00	1,508,272.00
	22314	Fuel - Other Purpose	327,456.00	0.00	0.00	0.00	0.00	0.00	0.00	0.00	327,456.00
	22315	Publication Expenditure Of Newspaper, Printing And Information	4,929,447.56	0.00	0.00	3,063,565.44	272,398.00	0.00	0.00	0.00	8,265,411.00
	22319	Expenditure On Operation Of Other Office	1,482,852.60	0.00	0.00	0.00	0.00	0.00	0.00	0.00	1,482,852.60
	22411	Expenditure On Services And Consultancy	19,545,000.21	0.00	0.00	57,902,372.48	185,000.00	0.00	0.00	0.00	77,632,372.69
	22412	Expenditure On Information System And Software Operation	3,150,334.72	0.00	0.00	0.00	0.00	0.00	0.00	0.00	3,150,334.72
	22413	Contract Services Fee	75,848,507.00	0.00	0.00	1,509,133.00	530,508.00	0.00	0.00	0.00	77,888,148.00

Government of Nepal
Ministry of Finance
Financial Comptroller General Office
Ministry and Economic Code Wise Expenditure
Fiscal Year: 2078/79

(In Rs.)

Ministry/ Budget Entity	Economic Codes	Economic Heads	GoN Cash	Cash Grant	Cash Loan	Reimbursable Grant	Reimbursable Loan	Direct Grant	Direct Loan	Commodity Grant	Total Expenditure
	22419	Other Services Fee	286,762.00	0.00	0.00	694,871.00	300,000.00	0.00	0.00	0.00	1,291,633.00
	22511	Expenditure Related To Training Of Staff	2,011,481.00	0.00	0.00	432,476.00	37,000.00	0.00	0.00	0.00	2,480,957.00
	22512	Expenditure Related To Skill Development And Public Awareness And Workshop	111,284,850.17	0.00	0.00	190,028,381.48	0.00	85,444,375.29	0.00	0.00	386,757,606.94
	22521	Production Material/Service Expenditure	145,131,200.28	0.00	0.00	142,425.00	0.00	0.00	0.00	0.00	145,273,625.28
	22522	Program Expenditure	193,760,599.64	6,182,844.00	0.00	169,828,698.70	0.00	0.00	0.00	0.00	369,772,142.34
	22529	Miscellaneous Program Expenditure	133,683,151.57	0.00	0.00	0.00	0.00	0.00	0.00	0.00	133,683,151.57
	22611	Monitoring, Evaluation Expenditure	17,760,238.67	0.00	0.00	7,921,010.30	117,850.00	0.00	0.00	0.00	25,789,098.97
	22612	Travelling Expenditure	1,444,860.00	0.00	0.00	5,257,711.00	0.00	0.00	0.00	0.00	6,702,571.00
	22711	Miscellaneous Expenditure	10,310,841.78	0.00	0.00	5,832,044.73	22,792.00	0.00	0.00	0.00	16,165,678.51
	25111	Current Grant Shared Allocation To Non-Financial Institution	1,072,679,999.00	0.00	0.00	0.00	0.00	0.00	0.00	0.00	1,072,679,999.00
	25211	Current Grant Shared Allocation To Non-Financial Business	1,907,424.60	0.00	0.00	38,750,946.47	0.00	0.00	0.00	0.00	40,658,371.07
	25315	Support To Other Organizations	0.00	0.00	0.00	0.00	0.00	0.00	0.00	0.00	0.00
	26412	Conditional Current Grant Provided To Government Entity, Foundation, And Boards	0.00	18,580,000.00	0.00	0.00	0.00	0.00	0.00	0.00	18,580,000.00
	26413	Conditional Current Grant Provided To Other Institutions	1,433,400,000.00	0.00	0.00	0.00	0.00	0.00	0.00	0.00	1,433,400,000.00
	26422	Conditional Capital Grant To Government Entity, Committee, Board	0.00	0.00	0.00	0.00	0.00	0.00	0.00	0.00	0.00
	27312	Gratuity	44,785,882.00	0.00	0.00	0.00	0.00	0.00	0.00	0.00	44,785,882.00
	27313	Accumulated Leave Of Retiree	9,248,862.00	0.00	0.00	0.00	0.00	0.00	0.00	0.00	9,248,862.00
	27314	Medical Treatment Of Retirees	2,187,892.00	0.00	0.00	0.00	0.00	0.00	0.00	0.00	2,187,892.00
	28141	Rent Of Land	500,000.00	0.00	0.00	0.00	0.00	0.00	0.00	0.00	500,000.00
	28142	House Rent	6,044,205.00	0.00	0.00	5,018,294.00	0.00	0.00	0.00	0.00	11,062,499.00
	28143	Rent For Transport Vehicle And Machinery Implements	1,795.18	0.00	0.00	0.00	0.00	0.00	0.00	0.00	1,795.18
	28211	Refund Of Revenue	42,825.00	0.00	0.00	0.00	0.00	0.00	0.00	0.00	42,825.00

Government of Nepal
Ministry of Finance
Financial Comptroller General Office
Ministry and Economic Code Wise Expenditure
Fiscal Year: 2078/79

(In Rs.)

Ministry/ Budget Entity	Economic Codes	Economic Heads	GoN Cash	Cash Grant	Cash Loan	Reimbursable Grant	Reimbursable Loan	Direct Grant	Direct Loan	Commodity Grant	Total Expenditure
	31112	Non-Residential Building Purchase/Construction	159,878,430.76	0.00	0.00	815,507.00	0.00	0.00	0.00	0.00	160,693,937.76
	31113	Capital Formation - Building	2,510,699.19	0.00	0.00	0.00	1,450,000.00	0.00	0.00	0.00	3,960,699.19
	31114	Land Development Work	0.00	0.00	0.00	0.00	0.00	0.00	0.00	0.00	0.00
	31121	Transport Vehicle	14,900,833.54	0.00	0.00	0.00	0.00	0.00	0.00	0.00	14,900,833.54
	31122	Machinery And Implements	142,093,503.23	0.00	0.00	88,986,013.04	1,373,370.00	0.00	0.00	0.00	232,452,886.27
	31123	Furniture & Fixtures	14,132,706.51	0.00	0.00	14,451,173.64	0.00	0.00	0.00	0.00	28,583,880.15
	31132	Expense On Research And Development	0.00	0.00	0.00	64,606,460.26	0.00	156,253,746.57	0.00	0.00	220,860,206.83
	31134	Expense On Computer Software Construction And Procurement	32,357,709.50	0.00	0.00	0.00	0.00	0.00	0.00	0.00	32,357,709.50
	31135	Capital Consultancy Expense	55,492,545.00	0.00	0.00	12,782,397.95	6,161,794.55	7,913,679.31	0.00	0.00	82,350,416.81
	31151	Road & Bridge Construction	2,617,613.00	0.00	0.00	0.00	0.00	0.00	0.00	0.00	2,617,613.00
	31153	Hydropower Infrastructure Construction	225,799,372.95	0.00	0.00	0.00	0.00	0.00	0.00	0.00	225,799,372.95
	31156	Water Supply Infrastructure Construction	2,656,630.66	0.00	0.00	0.00	2,961,387.00	0.00	0.00	0.00	5,618,017.66
	31158	Sanitation Infrastructure Construction	559,920.00	0.00	0.00	0.00	0.00	0.00	0.00	0.00	559,920.00
	31159	Other Public Construction Works	326,351,674.49	0.00	0.00	0.00	235,619,430.54	0.00	0.00	0.00	561,971,105.03
	31161	Expenses For Infrastructure Improvement Of Constructed Building	10,340,679.05	0.00	0.00	0.00	0.00	0.00	0.00	0.00	10,340,679.05
	31171	Capital Improvement Expenditure Public Works	8,853,745.50	0.00	0.00	0.00	0.00	0.00	0.00	0.00	8,853,745.50
	31411	Expense On Land Acquisition	0.00	0.00	0.00	0.00	0.00	0.00	0.00	0.00	0.00
308	Ministry of Energy, Water Resources and Irrigation		27,054,379,157.39	21,777,612.00	5,467,052,429.29	215,539,009.46	1,041,712,971.11	418,993,469.00	8,510,683.27	0.00	34,227,965,331.52
	21111	Remuneration, Employees	674,154,724.39	0.00	0.00	0.00	0.00	0.00	0.00	0.00	674,154,724.39
	21112	Remuneration, Officials	3,698,993.98	0.00	0.00	0.00	0.00	0.00	0.00	0.00	3,698,993.98
	21121	Dress	10,970,000.00	0.00	0.00	0.00	0.00	0.00	0.00	0.00	10,970,000.00
	21123	Medical Treatment Expenses	1,163,814.25	0.00	0.00	0.00	0.00	0.00	0.00	0.00	1,163,814.25
	21131	Local Allowance	1,614,919.20	0.00	0.00	0.00	0.00	0.00	0.00	0.00	1,614,919.20
	21132	Dearness Allowance	25,839,090.07	0.00	0.00	0.00	0.00	0.00	0.00	0.00	25,839,090.07

Government of Nepal
Ministry of Finance
Financial Comptroller General Office
Ministry and Economic Code Wise Expenditure
Fiscal Year: 2078/79

(In Rs.)

Ministry/ Budget Entity	Economic Codes	Economic Heads	GoN Cash	Cash Grant	Cash Loan	Reimbursable Grant	Reimbursable Loan	Direct Grant	Direct Loan	Commodity Grant	Total Expenditure
	21134	Meeting Allowance Of Employees	5,052,288.00	0.00	0.00	0.00	0.00	0.00	0.00	0.00	5,052,288.00
	21135	Employee Incentive Allowances	93,250.00	0.00	0.00	0.00	0.00	0.00	0.00	0.00	93,250.00
	21139	Other Allowance	900,545.00	0.00	0.00	0.00	0.00	0.00	0.00	0.00	900,545.00
	21141	Meeting Allowance For Official	258,000.00	0.00	0.00	0.00	0.00	0.00	0.00	0.00	258,000.00
	21212	Expenses Of Fund On Contribution Based Employee's Pension And Gratuity	213,947.36	0.00	0.00	0.00	0.00	0.00	0.00	0.00	213,947.36
	21213	Expenses Of Fund On Contribution Based Employee's Insurance	4,603,415.83	0.00	0.00	0.00	0.00	0.00	0.00	0.00	4,603,415.83
	22111	Water And Electricity	29,374,852.29	0.00	0.00	0.00	0.00	0.00	0.00	0.00	29,374,852.29
	22112	Communication Fee	15,115,133.72	0.00	0.00	0.00	0.00	0.00	0.00	0.00	15,115,133.72
	22211	Fuel (For Officials)	2,590,462.72	0.00	0.00	0.00	0.00	0.00	0.00	0.00	2,590,462.72
	22212	Fuel For Official Purpose	50,082,125.89	0.00	0.00	0.00	0.00	0.00	0.00	0.00	50,082,125.89
	22213	Vehicle Maintenance Expenditure /Cost	42,802,026.82	0.00	0.00	0.00	0.00	0.00	0.00	0.00	42,802,026.82
	22214	Insurance And Renewal Expenditure/Cost	11,101,939.76	0.00	0.00	0.00	0.00	0.00	0.00	0.00	11,101,939.76
	22221	Machinery And Equipment Maintenance And Operation Expenditure	6,989,134.79	0.00	0.00	0.00	0.00	0.00	0.00	0.00	6,989,134.79
	22231	Constructed Public Property Maintenance Expenditure	6,396,915.00	0.00	0.00	0.00	0.00	0.00	0.00	0.00	6,396,915.00
	22291	Operation And Maintenance Expenditure Of Other Property	1,684,409.93	0.00	0.00	0.00	0.00	0.00	0.00	0.00	1,684,409.93
	22311	Stationeries And Office Goods	37,205,486.58	0.00	0.00	0.00	0.00	0.00	0.00	0.00	37,205,486.58
	22313	Books And Materials Expenditure	202,719.00	0.00	0.00	0.00	0.00	0.00	0.00	0.00	202,719.00
	22314	Fuel – Other Purpose	1,431,655.95	0.00	0.00	0.00	0.00	0.00	0.00	0.00	1,431,655.95
	22315	Publication Expenditure Of Newspaper, Printing And Information	10,512,320.07	0.00	0.00	0.00	0.00	0.00	0.00	0.00	10,512,320.07
	22319	Expenditure On Operation Of Other Office	2,148,169.62	0.00	0.00	0.00	0.00	0.00	0.00	0.00	2,148,169.62
	22411	Expenditure On Services And Consultancy	5,073,988.00	0.00	0.00	0.00	0.00	0.00	0.00	0.00	5,073,988.00

Government of Nepal
Ministry of Finance
Financial Comptroller General Office
Ministry and Economic Code Wise Expenditure
Fiscal Year: 2078/79

(in Rs.)

Ministry/ Budget Entity	Economic Codes	Economic Heads	GoN Cash	Cash Grant	Cash Loan	Reimbursable Grant	Reimbursable Loan	Direct Grant	Direct Loan	Commodity Grant	Total Expenditure
	22412	Expenditure On Information System And Software Operation	1,417,393.00	0.00	0.00	0.00	0.00	0.00	0.00	0.00	1,417,393.00
	22413	Contract Services Fee	209,660,998.70	0.00	0.00	0.00	0.00	0.00	0.00	0.00	209,660,998.70
	22419	Other Services Fee	49,007,836.00	0.00	0.00	0.00	0.00	0.00	0.00	0.00	49,007,836.00
	22511	Expenditure Related To Training Of Staff	3,302,057.15	0.00	0.00	0.00	0.00	0.00	0.00	0.00	3,302,057.15
	22512	Expenditure Related To Skill Development And Public Awareness And Workshop	14,853,004.19	0.00	0.00	561,100.48	2,248,008.00	0.00	0.00	0.00	17,662,112.67
	22522	Program Expenditure	29,368,601.19	0.00	0.00	0.00	0.00	0.00	0.00	0.00	29,368,601.19
	22529	Miscellaneous Program Expenditure	1,406,000.00	0.00	0.00	0.00	0.00	0.00	0.00	0.00	1,406,000.00
	22611	Monitoring, Evaluation Expenditure	30,341,562.00	0.00	0.00	0.00	0.00	0.00	0.00	0.00	30,341,562.00
	22612	Travelling Expenditure	9,167,633.00	0.00	0.00	0.00	0.00	0.00	0.00	0.00	9,167,633.00
	22711	Miscellaneous Expenditure	17,851,012.42	0.00	0.00	0.00	0.00	0.00	0.00	0.00	17,851,012.42
	26413	Conditional Current Grant Provided To Other Institutions	1,526,112,670.73	0.00	0.00	192,124,062.73	0.00	405,394,829.00	0.00	0.00	2,123,631,562.46
	27311	Pension And Disability Allowance	2,149,108.53	0.00	0.00	0.00	0.00	0.00	0.00	0.00	2,149,108.53
	27312	Gratuity	1,371,767.61	0.00	0.00	0.00	0.00	0.00	0.00	0.00	1,371,767.61
	27313	Accumulated Leave Of Retiree	497,281.97	0.00	0.00	0.00	0.00	0.00	0.00	0.00	497,281.97
	27314	Medical Treatment Of Retirees	600,000.00	0.00	0.00	0.00	0.00	0.00	0.00	0.00	600,000.00
	28142	House Rent	30,255,362.00	0.00	0.00	0.00	0.00	0.00	0.00	0.00	30,255,362.00
	28143	Rent For Transport Vehicle And Machinery Implements	300,000.00	0.00	0.00	0.00	0.00	0.00	0.00	0.00	300,000.00
	28149	Other Rent	0.00	0.00	0.00	0.00	0.00	0.00	0.00	0.00	0.00
	28911	Current Contingency Expenses	0.00	0.00	0.00	0.00	0.00	0.00	0.00	0.00	0.00
	31111	Residential Building Construction/Purchase	2,943,269.00	0.00	0.00	0.00	0.00	0.00	0.00	0.00	2,943,269.00
	31112	Non-Residential Building Purchase/Construction	52,431,091.00	0.00	5,000,000.00	0.00	0.00	0.00	0.00	0.00	57,431,091.00
	31113	Capital Formation - Building	699,279.00	0.00	0.00	0.00	0.00	0.00	0.00	0.00	699,279.00
	31121	Transport Vehicle	9,669,251.05	0.00	499,800.00	19,231,061.95	0.00	0.00	0.00	0.00	29,400,113.00
	31122	Machinery And Implements	327,634,699.74	0.00	1,783,497.00	2,717,184.30	6,498,350.62	0.00	0.00	0.00	338,633,731.66
	31123	Furniture & Fixtures	13,282,202.39	0.00	0.00	0.00	1,820,830.40	0.00	0.00	0.00	15,103,032.79

Government of Nepal
Ministry of Finance
Financial Comptroller General Office
Ministry and Economic Code Wise Expenditure
Fiscal Year: 2078/79

(In Rs.)

Ministry/ Budget Entity	Economic Codes	Economic Heads	GoN Cash	Cash Grant	Cash Loan	Reimbursable Grant	Reimbursable Loan	Direct Grant	Direct Loan	Commodity Grant	Total Expenditure
	31132	Expense On Research And Development	1,215,292.15	0.00	0.00	0.00	90,902.84	0.00	0.00	0.00	1,306,194.99
	31134	Expense On Computer Software Construction And Procurement	3,392,276.00	0.00	0.00	0.00	0.00	0.00	0.00	0.00	3,392,276.00
	31135	Capital Consultancy Expense	1,020,335,684.02	0.00	17,913,573.64	0.00	101,552,638.52	13,598,640.00	8,510,883.27	0.00	1,161,911,219.45
	31151	Road & Bridge Construction	3,077,307.00	0.00	0.00	0.00	13,265,069.00	0.00	0.00	0.00	16,342,376.00
	31153	Hydropower Infrastructure Construction	45,000.00	0.00	91,100,112.00	0.00	0.00	0.00	0.00	0.00	91,145,112.00
	31154	River Embankment And Bunch Construction	5,816,930,544.72	21,777,612.00	2,658,814,041.90	905,600.00	18,791,200.00	0.00	0.00	0.00	8,517,218,988.62
	31155	Irrigation Infrastructure Construction	9,242,205,513.93	0.00	2,246,531,586.24	0.00	838,851,409.04	0.00	0.00	0.00	12,327,588,508.21
	31157	Forest And Environment Protection	0.00	0.00	2,643,560.20	0.00	79,800.00	0.00	0.00	0.00	2,723,360.20
	31159	Other Public Construction Works	303,811,795.52	0.00	0.00	0.00	0.00	0.00	0.00	0.00	303,811,795.52
	31161	Expenses For Infrastructure Improvement Of Constructed Building	92,104,134.71	0.00	2,500,000.00	0.00	54,400,996.00	0.00	0.00	0.00	149,005,130.71
	31171	Capital Improvement Expenditure Public Works	942,220,448.89	0.00	161,439,929.00	0.00	4,113,766.69	0.00	0.00	0.00	1,107,774,144.58
	31411	Expense On Land Acquisition	6,343,444,751.56	0.00	278,826,330.31	0.00	0.00	0.00	0.00	0.00	6,622,271,081.87
311	Ministry of Law, Justice and Parliamentary Affairs		330,531,523.79	0.00	0.00	0.00	0.00	0.00	0.00	0.00	330,531,523.79
	21111	Remuneration, Employees	88,041,238.98	0.00	0.00	0.00	0.00	0.00	0.00	0.00	88,041,238.98
	21112	Remuneration, Officials	15,925,007.00	0.00	0.00	0.00	0.00	0.00	0.00	0.00	15,925,007.00
	21121	Dress	1,360,000.00	0.00	0.00	0.00	0.00	0.00	0.00	0.00	1,360,000.00
	21132	Dearness Allowance	3,628,749.61	0.00	0.00	0.00	0.00	0.00	0.00	0.00	3,628,749.61
	21134	Meeting Allowance Of Employees	2,279,479.00	0.00	0.00	0.00	0.00	0.00	0.00	0.00	2,279,479.00
	21135	Employee Incentive Allowances	100,000.00	0.00	0.00	0.00	0.00	0.00	0.00	0.00	100,000.00
	21139	Other Allowance	395,750.00	0.00	0.00	0.00	0.00	0.00	0.00	0.00	395,750.00
	21141	Meeting Allowance For Official	536,470.00	0.00	0.00	0.00	0.00	0.00	0.00	0.00	536,470.00
	21142	Other Facilities For The Official	958,161.90	0.00	0.00	0.00	0.00	0.00	0.00	0.00	958,161.90
	21149	Other Allowance For The Office Bearers	338,734.00	0.00	0.00	0.00	0.00	0.00	0.00	0.00	338,734.00

Government of Nepal
Ministry of Finance
Financial Comptroller General Office
Ministry and Economic Code Wise Expenditure
Fiscal Year: 2078/79

(In Rs.)

Ministry/ Budget Entity	Economic Codes	Economic Heads	GoN Cash	Cash Grant	Cash Loan	Reimbursable Grant	Reimbursable Loan	Direct Grant	Direct Loan	Commodity Grant	Total Expenditure
	21212	Expenses Of Fund On Contribution Based Employee's Pension And Gratuity	135,629.57	0.00	0.00	0.00	0.00	0.00	0.00	0.00	135,629.57
	21213	Expenses Of Fund On Contribution Based Employee's Insurance	673,476.56	0.00	0.00	0.00	0.00	0.00	0.00	0.00	673,476.56
	22111	Water And Electricity	3,488,815.85	0.00	0.00	0.00	0.00	0.00	0.00	0.00	3,488,815.85
	22112	Communication Fee	2,063,410.98	0.00	0.00	0.00	0.00	0.00	0.00	0.00	2,063,410.98
	22211	Fuel (For Officials)	2,655,555.72	0.00	0.00	0.00	0.00	0.00	0.00	0.00	2,655,555.72
	22212	Fuel For Official Purpose	7,629,912.85	0.00	0.00	0.00	0.00	0.00	0.00	0.00	7,629,912.85
	22213	Vehicle Maintenance Expenditure /Cost	8,300,681.96	0.00	0.00	0.00	0.00	0.00	0.00	0.00	8,300,681.96
	22214	Insurance And Renewal Expenditure/Cost	1,352,739.90	0.00	0.00	0.00	0.00	0.00	0.00	0.00	1,352,739.90
	22221	Machinery And Equipment Maintenance And Operation Expenditure	1,618,931.94	0.00	0.00	0.00	0.00	0.00	0.00	0.00	1,618,931.94
	22231	Constructed Public Property Maintenance Expenditure	835,585.12	0.00	0.00	0.00	0.00	0.00	0.00	0.00	835,585.12
	22291	Operation And Maintenance Expenditure Of Other Property	928,515.18	0.00	0.00	0.00	0.00	0.00	0.00	0.00	928,515.18
	22311	Stationeries And Office Goods	7,196,793.98	0.00	0.00	0.00	0.00	0.00	0.00	0.00	7,196,793.98
	22313	Books And Materials Expenditure	609,032.00	0.00	0.00	0.00	0.00	0.00	0.00	0.00	609,032.00
	22314	Fuel – Other Purpose	163,925.00	0.00	0.00	0.00	0.00	0.00	0.00	0.00	163,925.00
	22315	Publication Expenditure Of Newspaper, Printing And Information	3,611,827.50	0.00	0.00	0.00	0.00	0.00	0.00	0.00	3,611,827.50
	22319	Expenditure On Operation Of Other Office	546,245.00	0.00	0.00	0.00	0.00	0.00	0.00	0.00	546,245.00
	22411	Expenditure On Services And Consultancy	2,159,750.00	0.00	0.00	0.00	0.00	0.00	0.00	0.00	2,159,750.00
	22412	Expenditure On Information System And Software Operation	756,988.00	0.00	0.00	0.00	0.00	0.00	0.00	0.00	756,988.00
	22413	Contract Services Fee	31,372,988.87	0.00	0.00	0.00	0.00	0.00	0.00	0.00	31,372,988.87
	22419	Other Services Fee	158,201.98	0.00	0.00	0.00	0.00	0.00	0.00	0.00	158,201.98
	22511	Expenditure Related To Training Of Staff	8,876,751.10	0.00	0.00	0.00	0.00	0.00	0.00	0.00	8,876,751.10

Government of Nepal
Ministry of Finance
Financial Comptroller General Office
Ministry and Economic Code Wise Expenditure
Fiscal Year: 2078/79

Ministry/ Budget Entity	Economic Codes	Economic Heads	GoN Cash	Cash Grant	Cash Loan	Reimbursable Grant	Reimbursable Loan	Direct Grant	Direct Loan	Commodity Grant	Total Expenditure
22512		Expenditure Related To Skill Development And Public Awareness And Workshop	4,978,145.00	0.00	0.00	0.00	0.00	0.00	0.00	0.00	4,978,145.00
22522		Program Expenditure	30,963,857.98	0.00	0.00	0.00	0.00	0.00	0.00	0.00	30,963,857.98
22611		Monitoring, Evaluation Expenditure	3,307,211.46	0.00	0.00	0.00	0.00	0.00	0.00	0.00	3,307,211.46
22612		Travelling Expenditure	291,670.00	0.00	0.00	0.00	0.00	0.00	0.00	0.00	291,670.00
22619		Other Travelling Expenditure	86,230.00	0.00	0.00	0.00	0.00	0.00	0.00	0.00	86,230.00
22711		Miscellaneous Expenditure	3,675,950.75	0.00	0.00	0.00	0.00	0.00	0.00	0.00	3,675,950.75
26411		Non-Conditional Current Grant Provided To Government Entity, Foundation, Committee, And Boards	54,233,000.00	0.00	0.00	0.00	0.00	0.00	0.00	0.00	54,233,000.00
26413		Conditional Current Grant Provided To Other Institutions	3,500,000.00	0.00	0.00	0.00	0.00	0.00	0.00	0.00	3,500,000.00
28142		House Rent	20,425,509.07	0.00	0.00	0.00	0.00	0.00	0.00	0.00	20,425,509.07
28143		Rent For Transport Vehicle And Machinery Implements	45,500.00	0.00	0.00	0.00	0.00	0.00	0.00	0.00	45,500.00
31121		Transport Vehicle	280,000.00	0.00	0.00	0.00	0.00	0.00	0.00	0.00	280,000.00
31122		Machinery And Implements	2,780,765.00	0.00	0.00	0.00	0.00	0.00	0.00	0.00	2,780,765.00
31123		Furniture & Fixtures	2,519,629.00	0.00	0.00	0.00	0.00	0.00	0.00	0.00	2,519,629.00
31161		Expenses For Infrastructure Improvement Of Constructed Building	4,744,705.98	0.00	0.00	0.00	0.00	0.00	0.00	0.00	4,744,705.98
31171		Capital Improvement Expenditure Public Works	0.00	0.00	0.00	0.00	0.00	0.00	0.00	0.00	0.00
312		Ministry of Agriculture and Livestock Development	21,600,760,877.43	1,700,000,000.00	4,663,404,611.67	594,558,486.04	1,511,711,445.52	308,264,611.44	0.00	0.00	30,398,700,032.10
21111		Remuneration, Employees	1,537,203,671.73	0.00	0.00	0.00	0.00	0.00	0.00	0.00	1,537,203,671.73
21112		Remuneration, Officials	8,510,097.36	0.00	0.00	0.00	0.00	0.00	0.00	0.00	8,510,097.36
21121		Dress	27,595,505.00	0.00	0.00	0.00	0.00	0.00	0.00	0.00	27,595,505.00
21123		Medical Treatment Expenses	6,219,721.20	0.00	0.00	0.00	0.00	0.00	0.00	0.00	6,219,721.20
21131		Local Allowance	13,497,455.97	0.00	0.00	0.00	0.00	0.00	0.00	0.00	13,497,455.97
21132		Dearness Allowance	62,607,179.49	0.00	0.00	0.00	0.00	0.00	0.00	0.00	62,607,179.49
21133		Field Allowance	0.00	0.00	0.00	0.00	0.00	0.00	0.00	0.00	0.00

Government of Nepal
Ministry of Finance
Financial Comptroller General Office
Ministry and Economic Code Wise Expenditure
Fiscal Year: 2078/79

(In Rs.)

Ministry/ Budget Entity	Economic Codes	Economic Heads	GoN Cash	Cash Grant	Cash Loan	Reimbursable Grant	Reimbursable Loan	Direct Grant	Direct Loan	Commodity Grant	Total Expenditure
	21134	Meeting Allowance Of Employees	25,379,609.00	0.00	0.00	0.00	888,980.00	0.00	0.00	0.00	26,268,589.00
	21139	Other Allowance	7,803,885.05	0.00	0.00	0.00	28,368.00	0.00	0.00	0.00	7,832,253.05
	21141	Meeting Allowance For Official	1,825,575.00	0.00	0.00	0.00	0.00	0.00	0.00	0.00	1,825,575.00
	21142	Other Facilities For The Official	689,650.74	0.00	0.00	0.00	0.00	0.00	0.00	0.00	689,650.74
	21149	Other Allowance For The Office Bearers	792,845.16	0.00	0.00	0.00	0.00	0.00	0.00	0.00	792,845.16
	21212	Expenses Of Fund On Contribution Based Employee's Pension And Gratuity	610,460.51	0.00	0.00	0.00	0.00	0.00	0.00	0.00	610,460.51
	21213	Expenses Of Fund On Contribution Based Employee's Insurance	14,590,864.73	0.00	0.00	0.00	0.00	0.00	0.00	0.00	14,590,864.73
	22111	Water And Electricity	136,036,818.78	0.00	0.00	0.00	1,666,911.26	0.00	0.00	0.00	137,703,730.04
	22112	Communication Fee	39,352,905.63	0.00	0.00	0.00	2,284,651.52	0.00	0.00	0.00	41,637,557.15
	22211	Fuel (For Officials)	3,966,402.68	0.00	0.00	0.00	13,373.28	0.00	0.00	0.00	3,969,775.96
	22212	Fuel For Official Purpose	138,587,244.01	0.00	0.00	5,269,376.81	14,407,203.31	0.00	0.00	0.00	158,263,824.13
	22213	Vehicle Maintenance Expenditure /Cost	130,776,588.25	0.00	0.00	4,688,679.28	10,945,727.99	954,498.23	0.00	0.00	147,365,493.75
	22214	Insurance And Renewal Expenditure/Cost	30,214,785.74	0.00	0.00	0.00	675,790.68	0.00	0.00	0.00	30,890,576.42
	22221	Machinery And Equipment Maintenance And Operation Expenditure	54,035,929.57	0.00	0.00	898,964.00	1,446,703.07	0.00	0.00	0.00	56,381,596.64
	22231	Constructed Public Property Maintenance Expenditure	54,493,742.42	0.00	0.00	0.00	664,292.16	0.00	0.00	0.00	55,158,034.58
	22291	Operation And Maintenance Expenditure Of Other Property	9,190,896.93	0.00	0.00	0.00	199,735.00	0.00	0.00	0.00	9,390,631.93
	22311	Stationeries And Office Goods	99,306,562.98	0.00	0.00	1,994,556.42	14,558,901.05	4,577,548.94	0.00	0.00	120,437,569.39
	22312	Stationeries And Office Goods	67,185,098.75	0.00	0.00	0.00	0.00	0.00	0.00	0.00	67,185,098.75
	22313	Books And Materials Expenditure	2,073,399.44	0.00	0.00	0.00	71,676.00	0.00	0.00	0.00	2,145,075.44
	22314	Fuel - Other Purpose	22,314,520.47	0.00	0.00	170,814.00	402,684.48	0.00	0.00	0.00	22,888,018.95
	22315	Publication Expenditure Of Newspaper, Printing And Information	47,290,033.48	0.00	0.00	0.00	8,771,684.33	0.00	0.00	0.00	56,061,717.81
	22319	Expenditure On Operation Of Other Office	1,542,550.90	0.00	0.00	0.00	65,816.00	0.00	0.00	0.00	1,608,366.90

Government of Nepal
Ministry of Finance
Financial Comptroller General Office
Ministry and Economic Code Wise Expenditure
Fiscal Year: 2078/79

(In Rs.)

Ministry/ Budget Entity	Economic Codes	Economic Heads	GoN Cash	Cash Grant	Cash Loan	Reimbursable Grant	Reimbursable Loan	Direct Grant	Direct Loan	Commodity Grant	Total Expenditure
22411	22411	Expenditure On Services And Consultancy	121,975,009.45	0.00	0.00	5,060,090.00	183,673,195.65	230,494,691.98	0.00	0.00	541,202,987.08
22412	22412	Expenditure On Information System And Software Operation	5,901,142.85	0.00	0.00	196,507.00	364,538.00	0.00	0.00	0.00	6,462,187.85
22413	22413	Contract Services Fee	337,487,091.49	0.00	0.00	397,140.00	22,547,122.53	0.00	0.00	0.00	360,431,354.02
22419	22419	Other Services Fee	39,421,116.00	0.00	0.00	0.00	59,880.00	0.00	0.00	0.00	39,480,996.00
22511	22511	Expenditure Related To Training Of Staff	35,165,728.60	0.00	0.00	2,143,413.90	17,678,614.49	1,499,993.57	0.00	0.00	56,487,750.56
22512	22512	Expenditure Related To Skill Development And Public Awareness And Workshop	143,639,804.02	0.00	0.00	21,158,643.25	75,782,345.34	0.00	0.00	0.00	240,580,792.61
22521	22521	Production Material/Service Expenditure	789,339,139.73	0.00	0.00	0.00	481,949.15	0.00	0.00	0.00	789,821,088.88
22522	22522	Program Expenditure	666,825,022.74	0.00	0.00	160,364,555.63	167,606,810.76	62,805,103.95	0.00	0.00	1,057,601,493.08
22529	22529	Miscellaneous Program Expenditure	3,214,169.00	0.00	0.00	1,621,347.00	93,600.00	0.00	0.00	0.00	4,923,116.00
22611	22611	Monitoring, Evaluation Expenditure	121,676,283.73	0.00	0.00	6,888,574.00	18,015,383.20	0.00	0.00	0.00	146,580,240.93
22612	22612	Travelling Expenditure	135,716,981.92	0.00	0.00	0.00	3,130,609.48	4,697,541.56	0.00	0.00	143,545,132.96
22619	22619	Other Travelling Expenditure	558,093.00	0.00	0.00	0.00	0.00	0.00	0.00	0.00	558,093.00
22711	22711	Miscellaneous Expenditure	54,468,923.18	0.00	0.00	1,679,563.50	6,430,935.68	0.00	0.00	0.00	62,579,422.36
25111	25111	Current Grant Shared Allocation To Non-Financial Institution	22,595,663.00	0.00	0.00	0.00	0.00	0.00	0.00	0.00	22,595,663.00
26211	26211	International Membership Fee And Support	3,761,300.00	0.00	0.00	0.00	0.00	0.00	0.00	0.00	3,761,300.00
26412	26412	Conditional Current Grant Provided To Government Entity, Foundation, And Boards	10,232,970,225.00	1,700,000,000.00	4,683,404,611.67	0.00	0.00	0.00	0.00	0.00	16,616,374,836.67
26413	26413	Conditional Current Grant Provided To Other Institutions	3,417,840,846.65	0.00	0.00	314,640,785.97	509,985,130.45	0.00	0.00	0.00	4,242,466,763.07
26422	26422	Conditional Capital Grant To Government Entity, Committee, Board	7,642,030.00	0.00	0.00	0.00	0.00	0.00	0.00	0.00	7,642,030.00
26423	26423	Conditional Capital Grant To Other Agencies	859,769,145.81	0.00	0.00	56,026,776.00	51,994,616.05	0.00	0.00	0.00	967,790,537.86
27211	27211	Scholarship	5,819,230.00	0.00	0.00	0.00	0.00	0.00	0.00	0.00	5,819,230.00
27213	27213	Medical Purchase Expenses	7,346,780.00	0.00	0.00	0.00	0.00	0.00	0.00	0.00	7,346,780.00

Government of Nepal
Ministry of Finance
Financial Comptroller General Office
Ministry and Economic Code Wise Expenditure
Fiscal Year: 2078/79

(in Rs.)

Ministry/ Budget Entity	Economic Codes	Economic Heads	GoN Cash	Cash Grant	Cash Loan	Reimbursable Grant	Reimbursable Loan	Direct Grant	Direct Loan	Commodity Grant	Total Expenditure
	27311	Pension And Disability Allowance	406,051,324.84	0.00	0.00	0.00	0.00	0.00	0.00	0.00	406,051,324.84
	27312	Gratuity	15,100,000.00	0.00	0.00	0.00	0.00	0.00	0.00	0.00	15,100,000.00
	27313	Accumulated Leave Of Retiree	41,480,536.00	0.00	0.00	0.00	0.00	0.00	0.00	0.00	41,480,536.00
	27314	Medical Treatment Of Retirees	44,808,873.00	0.00	0.00	0.00	0.00	0.00	0.00	0.00	44,808,873.00
	28141	Rent Of Land	606,083.00	0.00	0.00	0.00	0.00	0.00	0.00	0.00	606,083.00
	28142	House Rent	66,557,779.73	0.00	0.00	5,801,300.00	10,385,885.20	2,305,951.00	0.00	0.00	85,050,915.93
	28143	Rent For Transport Vehicle And Machinery Implements	13,182,196.00	0.00	0.00	0.00	0.00	0.00	0.00	0.00	13,182,196.00
	28149	Other Rent	197,909.00	0.00	0.00	0.00	228,650.00	0.00	0.00	0.00	426,559.00
	28211	Refund Of Revenue	649,000.00	0.00	0.00	0.00	0.00	0.00	0.00	0.00	649,000.00
	28911	Current Contingency Expenses	0.00	0.00	0.00	0.00	0.00	0.00	0.00	0.00	0.00
	31111	Residential Building Construction/Purchase	15,788,338.93	0.00	0.00	0.00	0.00	0.00	0.00	0.00	15,788,338.93
	31112	Non-Residential Building Purchase/Construction	254,183,808.45	0.00	0.00	0.00	178,703,535.07	0.00	0.00	0.00	432,887,343.52
	31113	Capital Formation - Building	11,109,345.54	0.00	0.00	0.00	400,000.00	0.00	0.00	0.00	11,509,345.54
	31114	Land Development Work	4,090,443.97	0.00	0.00	0.00	0.00	0.00	0.00	0.00	4,090,443.97
	31121	Transport Vehicle	40,036,377.14	0.00	0.00	0.00	90,529,213.92	0.00	0.00	0.00	130,565,591.06
	31122	Machinery And Implements	310,382,003.65	0.00	0.00	3,408,954.28	97,225,067.97	775,087.97	0.00	0.00	411,791,123.87
	31123	Furniture & Fixtures	62,672,232.65	0.00	0.00	2,148,445.00	9,084,681.90	154,184.24	0.00	0.00	74,059,543.79
	31131	Animal Asset And Horticulture Development Expenses	10,049,076.61	0.00	0.00	0.00	0.00	0.00	0.00	0.00	10,049,076.61
	31134	Expense On Computer Software Construction And Procurement	5,086,563.55	0.00	0.00	0.00	0.00	0.00	0.00	0.00	5,086,563.55
	31135	Capital Consultancy Expense	2,726,329.87	0.00	0.00	0.00	0.00	0.00	0.00	0.00	2,726,329.87
	31151	Road & Bridge Construction	5,768,927.42	0.00	0.00	0.00	0.00	0.00	0.00	0.00	5,768,927.42
	31153	Hydropower Infrastructure Construction	1,747,472.42	0.00	0.00	0.00	0.00	0.00	0.00	0.00	1,747,472.42
	31154	River Embankment And Bundh Construction	3,943,780.95	0.00	0.00	0.00	0.00	0.00	0.00	0.00	3,943,780.95
	31155	Irrigation Infrastructure Construction	231,377,693.50	0.00	0.00	0.00	0.00	0.00	0.00	0.00	231,377,693.50
	31156	Water Supply Infrastructure Construction	16,009,359.11	0.00	0.00	0.00	0.00	0.00	0.00	0.00	16,009,359.11

Government of Nepal
Ministry of Finance
Financial Comptroller General Office
Ministry and Economic Code Wise Expenditure
Fiscal Year: 2078/79

(In Rs.)

Ministry/ Budget Entity	Economic Codes	Economic Heads	GoN Cash	Cash Grant	Cash Loan	Reimbursable Grant	Reimbursable Loan	Direct Grant	Direct Loan	Commodity Grant	Total Expenditure
	31157	Forest And Environment Protection	196,295.00	0.00	0.00	0.00	0.00	0.00	0.00	0.00	196,295.00
	31158	Sanitation Infrastructure Construction	3,244,137.79	0.00	0.00	0.00	0.00	0.00	0.00	0.00	3,244,137.79
	31159	Other Public Construction Works	217,652,675.22	0.00	0.00	0.00	0.00	0.00	0.00	0.00	217,652,675.22
	31161	Expenses For Infrastructure Improvement Of Constructed Building	74,433,906.02	0.00	0.00	0.00	502,996.30	0.00	0.00	0.00	74,936,902.32
	31171	Capital Improvement Expenditure Public Works	139,703,407.93	0.00	0.00	0.00	9,714,186.25	0.00	0.00	0.00	149,417,594.18
	31411	Expense On Land Acquisition	45,107,273.00	0.00	0.00	0.00	0.00	0.00	0.00	0.00	45,107,273.00
	31511	Contingency Capital	0.00	0.00	0.00	0.00	0.00	0.00	0.00	0.00	0.00
313	Ministry of Water Supply		11,378,861,843.95	2,401,906.00	801,349,967.84	16,295,012.72	1,675,102,105.24	0.00	202,785,392.00	0.00	14,076,796,127.75
	21111	Remuneration, Employees	205,130,360.44	0.00	0.00	0.00	12,467,325.62	0.00	0.00	0.00	217,597,686.06
	21112	Remuneration, Officials	2,474,987.00	0.00	0.00	0.00	0.00	0.00	0.00	0.00	2,474,987.00
	21121	Dress	3,466,300.00	0.00	0.00	0.00	233,700.00	0.00	0.00	0.00	3,700,000.00
	21123	Medical Treatment Expenses	1,217,167.76	0.00	0.00	0.00	0.00	0.00	0.00	0.00	1,217,167.76
	21131	Local Allowance	1,030,080.80	0.00	0.00	0.00	43,511.20	0.00	0.00	0.00	1,073,592.00
	21132	Dearness Allowance	7,258,507.67	0.00	0.00	0.00	497,760.00	0.00	0.00	0.00	7,756,267.67
	21134	Meeting Allowance Of Employees	822,500.00	0.00	0.00	0.00	0.00	0.00	0.00	0.00	822,500.00
	21139	Other Allowance	509,294.00	0.00	0.00	0.00	7,928.00	0.00	0.00	0.00	517,222.00
	21141	Meeting Allowance For Official	167,375.00	0.00	0.00	0.00	0.00	0.00	0.00	0.00	167,375.00
	21142	Other Facilities For The Official	117,775.00	0.00	0.00	0.00	0.00	0.00	0.00	0.00	117,775.00
	21149	Other Allowance For The Office Bearers	1,282,082.00	0.00	0.00	0.00	0.00	0.00	0.00	0.00	1,282,082.00
	21212	Expenses Of Fund On Contribution Based Employee's Pension And Gratuity	185,127.20	0.00	0.00	0.00	0.00	0.00	0.00	0.00	185,127.20
	21213	Expenses Of Fund On Contribution Based Employee's Insurance	1,090,577.33	0.00	0.00	0.00	23,152.00	0.00	0.00	0.00	1,113,729.33
	22111	Water And Electricity	7,902,087.34	0.00	0.00	0.00	324,751.36	0.00	0.00	0.00	8,226,838.70
	22112	Communication Fee	5,503,318.66	0.00	0.00	0.00	598,596.99	0.00	0.00	0.00	6,101,915.65
	22211	Fuel (For Officials)	1,099,600.00	0.00	0.00	0.00	0.00	0.00	0.00	0.00	1,099,600.00
	22212	Fuel For Official Purpose	26,605,633.85	0.00	0.00	499,365.45	1,764,410.76	0.00	0.00	0.00	28,869,410.06

Government of Nepal
Ministry of Finance
Financial Comptroller General Office
Ministry and Economic Code Wise Expenditure
Fiscal Year: 2078/79

(In Rs.)

Ministry/ Budget Entity	Economic Codes	Economic Heads	GoN Cash	Cash Grant	Cash Loan	Reimbursable Grant	Reimbursable Loan	Direct Grant	Direct Loan	Commodity Grant	Total Expenditure
	22213	Vehicle Maintenance Expenditure /Cost	28,087,287.81	0.00	0.00	400,000.00	1,635,552.66	0.00	0.00	0.00	30,122,840.47
	22214	Insurance And Renewal Expenditure/Cost	6,245,899.58	0.00	0.00	0.00	433,684.25	0.00	0.00	0.00	6,679,583.83
	22221	Machinery And Equipment Maintenance And Operation Expenditure	3,967,517.46	0.00	0.00	0.00	595,600.74	0.00	0.00	0.00	4,563,118.20
	22231	Constructed Public Property Maintenance Expenditure	8,616,683.02	0.00	0.00	0.00	114,670.32	0.00	0.00	0.00	8,731,353.34
	22291	Operation And Maintenance Expenditure Of Other Property	2,060,372.54	0.00	0.00	0.00	530,487.62	0.00	0.00	0.00	2,590,860.16
	22311	Stationeries And Office Goods	25,723,759.77	0.00	0.00	0.00	3,200,949.45	0.00	0.00	0.00	28,924,709.22
	22313	Books And Materials Expenditure	149,250.00	0.00	0.00	0.00	0.00	0.00	0.00	0.00	149,250.00
	22314	Fuel – Other Purpose	1,121,283.99	0.00	0.00	0.00	200,000.00	0.00	0.00	0.00	1,321,283.99
	22315	Publication Expenditure Of Newspaper, Printing And Information	5,229,225.80	0.00	0.00	910,840.02	777,123.18	0.00	0.00	0.00	6,917,189.00
	22411	Expenditure On Services And Consultancy	1,662,445.00	0.00	0.00	0.00	0.00	0.00	0.00	0.00	1,662,445.00
	22412	Expenditure On Information System And Software Operation	76,733.50	0.00	0.00	0.00	0.00	0.00	0.00	0.00	76,733.50
	22413	Contract Services Fee	160,829,624.27	0.00	0.00	0.00	16,077,721.24	0.00	0.00	0.00	176,907,345.51
	22419	Other Services Fee	349,220.00	0.00	0.00	0.00	0.00	0.00	0.00	0.00	349,220.00
	22511	Expenditure Related To Training Of Staff	1,249,737.00	0.00	0.00	0.00	156,860.00	0.00	0.00	0.00	1,406,597.00
	22512	Expenditure Related To Skill Development And Public Awareness And Workshop	3,131,724.39	0.00	0.00	1,215,346.70	4,230,660.31	0.00	0.00	0.00	8,577,731.40
	22522	Program Expenditure	15,117,572.00	2,401,906.00	0.00	0.00	0.00	0.00	0.00	0.00	17,519,478.00
	22611	Monitoring, Evaluation Expenditure	20,511,414.17	0.00	0.00	0.00	2,255,965.83	0.00	0.00	0.00	22,767,380.00
	22612	Travelling Expenditure	1,726,080.00	0.00	0.00	0.00	313,083.00	0.00	0.00	0.00	2,039,163.00
	22711	Miscellaneous Expenditure	14,488,865.36	0.00	0.00	0.00	1,455,558.84	0.00	0.00	0.00	15,944,424.20
	25211	Current Grant Shared Allocation To Non-Financial Business	585,836.43	0.00	0.00	0.00	3,016,478.57	0.00	0.00	0.00	3,602,315.00

Government of Nepal
Ministry of Finance
Financial Comptroller General Office
Ministry and Economic Code Wise Expenditure
Fiscal Year: 2078/79

(In Rs.)

Ministry/ Budget Entity	Economic Codes	Economic Heads	GoN Cash	Cash Grant	Cash Loan	Reimbursable Grant	Reimbursable Loan	Direct Grant	Direct Loan	Commodity Grant	Total Expenditure
	26412	Conditional Current Grant Provided To Government Entity, Foundation, And Boards	0.00	0.00	0.00	0.00	0.00	0.00	0.00	0.00	0.00
	26413	Conditional Current Grant Provided To Other Institutions	0.00	0.00	0.00	0.00	0.00	0.00	0.00	0.00	0.00
	28142	House Rent	23,602,117.81	0.00	0.00	0.00	3,427,563.19	0.00	0.00	0.00	27,029,681.00
	28143	Rent For Transport Vehicle And Machinery Implements	100,000.00	0.00	0.00	0.00	0.00	0.00	0.00	0.00	100,000.00
	28211	Refund Of Revenue	1,924,175.00	0.00	0.00	0.00	0.00	0.00	0.00	0.00	1,924,175.00
	31112	Non-Residential Building Purchase/Construction	1,788,369.58	0.00	0.00	9,596,901.42	0.00	0.00	0.00	0.00	11,385,271.00
	31113	Capital Formation - Building	0.00	0.00	0.00	0.00	0.00	0.00	0.00	0.00	0.00
	31121	Transport Vehicle	795,000.00	0.00	0.00	0.00	0.00	0.00	0.00	0.00	795,000.00
	31122	Machinery And Implements	37,277,520.35	0.00	0.00	0.00	1,346,055.65	0.00	0.00	0.00	38,623,576.00
	31123	Furniture & Fixtures	18,306,958.26	0.00	0.00	0.00	1,191,223.74	0.00	0.00	0.00	19,498,182.00
	31134	Expense On Computer Software Construction And Procurement	1,239,836.00	0.00	0.00	0.00	0.00	0.00	0.00	0.00	1,239,836.00
	31135	Capital Consultancy Expense	434,211,444.70	0.00	5,015,671.00	3,672,559.13	173,130,909.22	0.00	4,070,903.72	0.00	620,101,487.77
	31151	Road & Bridge Construction	108,203,592.97	0.00	0.00	0.00	0.00	0.00	0.00	0.00	108,203,592.97
	31156	Water Supply Infrastructure Construction	9,061,462,132.55	0.00	739,593,201.79	0.00	1,445,050,821.50	0.00	198,714,488.28	0.00	11,444,820,644.12
	31158	Sanitation Infrastructure Construction	748,779,081.70	0.00	56,740,995.05	0.00	0.00	0.00	0.00	0.00	805,520,076.75
	31159	Other Public Construction Works	246,282,489.66	0.00	0.00	0.00	0.00	0.00	0.00	0.00	246,282,489.66
	31161	Expenses For Infrastructure Improvement Of Constructed Building	3,730,960.00	0.00	0.00	0.00	0.00	0.00	0.00	0.00	3,730,960.00
	31171	Capital Improvement Expenditure Public Works	101,652,368.91	0.00	0.00	0.00	0.00	0.00	0.00	0.00	101,652,368.91
	31411	Expense On Land Acquisition	22,712,490.32	0.00	0.00	0.00	0.00	0.00	0.00	0.00	22,712,490.32
314	Ministry of Home Affairs		180,235,083,445.95	0.00	1,337,023,753.00	735,604,197.00	176,741,081.00	0.00	0.00	0.00	182,484,452,476.95
	21111	Remuneration, Employees	48,411,166,742.01	0.00	0.00	0.00	0.00	0.00	0.00	0.00	48,411,166,742.01
	21112	Remuneration, Officials	6,465,280.11	0.00	0.00	0.00	0.00	0.00	0.00	0.00	6,465,280.11
	21121	Dress	2,425,983,502.84	0.00	0.00	0.00	0.00	0.00	0.00	0.00	2,425,983,502.84

Government of Nepal
Ministry of Finance
Financial Comptroller General Office
Ministry and Economic Code Wise Expenditure
Fiscal Year: 2078/79

(in Rs.)

Ministry/ Budget Entity	Economic Codes	Economic Heads	GoN Cash	Cash Grant	Cash Loan	Reimbursable Grant	Reimbursable Loan	Direct Grant	Direct Loan	Commodity Grant	Total Expenditure
	21122	Food Grain	9,441,634,010.16	0.00	0.00	0.00	0.00	0.00	0.00	0.00	9,441,634,010.16
	21131	Local Allowance	339,678,980.20	0.00	0.00	0.00	0.00	0.00	0.00	0.00	339,678,980.20
	21132	Dearness Allowance	2,681,402,256.34	0.00	0.00	0.00	0.00	0.00	0.00	0.00	2,681,402,256.34
	21134	Meeting Allowance Of Employees	52,646,735.00	0.00	0.00	0.00	0.00	0.00	0.00	0.00	52,646,735.00
	21135	Employee Incentive Allowances	95,740,861.00	0.00	0.00	0.00	0.00	0.00	0.00	0.00	95,740,861.00
	21139	Other Allowance	129,987,249.62	0.00	0.00	0.00	0.00	0.00	0.00	0.00	129,987,249.62
	21212	Expenses Of Fund On Contribution Based Employee's Pension And Gratuity	322,643,290.06	0.00	0.00	0.00	0.00	0.00	0.00	0.00	322,643,290.06
	21213	Expenses Of Fund On Contribution Based Employee's Insurance	536,851,466.08	0.00	0.00	0.00	0.00	0.00	0.00	0.00	536,851,466.08
	22111	Water And Electricity	640,305,516.64	0.00	0.00	0.00	381,450.00	0.00	0.00	0.00	640,686,966.64
	22112	Communication Fee	218,534,531.25	0.00	0.00	0.00	1,380,619.00	0.00	0.00	0.00	219,915,150.25
	22211	Fuel (For Officials)	1,743,270.01	0.00	0.00	0.00	100,000.00	0.00	0.00	0.00	1,843,270.01
	22212	Fuel For Official Purpose	1,218,388,784.75	0.00	0.00	0.00	1,371,850.00	0.00	0.00	0.00	1,219,760,634.75
	22213	Vehicle Maintenance Expenditure /Cost	692,327,018.55	0.00	0.00	0.00	2,589,610.00	0.00	0.00	0.00	694,916,628.55
	22214	Insurance And Renewal Expenditure/Cost	106,477,962.48	0.00	0.00	0.00	110,000.00	0.00	0.00	0.00	106,587,962.48
	22221	Machinery And Equipment Maintenance And Operation Expenditure	94,197,487.12	0.00	0.00	0.00	2,233,189.00	0.00	0.00	0.00	96,430,676.12
	22231	Constructed Public Property Maintenance Expenditure	31,696,566.11	0.00	0.00	0.00	0.00	0.00	0.00	0.00	31,696,566.11
	22291	Operation And Maintenance Expenditure Of Other Property	3,567,659.00	0.00	0.00	0.00	0.00	0.00	0.00	0.00	3,567,659.00
	22311	Stationeries And Office Goods	549,463,739.23	0.00	0.00	0.00	6,798,955.00	0.00	0.00	0.00	556,262,694.23
	22312	Stationeries And Office Goods	18,892,214.28	0.00	0.00	0.00	0.00	0.00	0.00	0.00	18,892,214.28
	22313	Books And Materials Expenditure	7,870,234.50	0.00	0.00	0.00	0.00	0.00	0.00	0.00	7,870,234.50
	22314	Fuel – Other Purpose	103,487,069.34	0.00	0.00	0.00	0.00	0.00	0.00	0.00	103,487,069.34
	22315	Publication Expenditure Of Newspaper, Printing And Information	98,151,020.67	0.00	4,575,674.00	1,990,825.00	9,818,551.00	0.00	0.00	0.00	114,536,070.67
	22319	Expenditure On Operation Of Other Office	40,751,332.55	0.00	0.00	0.00	50,000.00	0.00	0.00	0.00	40,801,332.55

Government of Nepal
Ministry of Finance
Financial Comptroller General Office
Ministry and Economic Code Wise Expenditure
Fiscal Year: 2078/79

(In Rs.)

Ministry/ Budget Entity	Economic Codes	Economic Heads	GoN Cash	Cash Grant	Cash Loan	Reimbursable Grant	Reimbursable Loan	Direct Grant	Direct Loan	Commodity Grant	Total Expenditure
	22411	Expenditure On Services And Consultancy	19,023,248.00	0.00	2,353,660.00	7,548,317.00	21,786,662.00	0.00	0.00	0.00	50,711,887.00
	22412	Expenditure On Information System And Software Operation	16,656,413.00	0.00	4,204,797.00	0.00	0.00	0.00	0.00	0.00	20,861,210.00
	22413	Contract Services Fee	175,755,459.80	0.00	0.00	0.00	0.00	0.00	0.00	0.00	175,755,459.80
	22419	Other Services Fee	361,658,481.16	0.00	0.00	0.00	3,615,395.00	0.00	0.00	0.00	365,273,876.16
	22511	Expenditure Related To Training Of Staff	379,496,680.24	0.00	0.00	0.00	1,618,430.00	0.00	0.00	0.00	381,115,110.24
	22512	Expenditure Related To Skill Development And Public Awareness And Workshop	6,740,792.00	0.00	10,337,198.00	0.00	9,900,120.00	0.00	0.00	0.00	26,978,110.00
	22522	Program Expenditure	1,583,841,226.86	0.00	4,387,255.00	2,688,270.00	0.00	0.00	0.00	0.00	1,590,916,751.86
	22529	Miscellaneous Program Expenditure	61,549,847.50	0.00	0.00	0.00	434,722.00	0.00	0.00	0.00	61,984,569.50
	22611	Monitoring, Evaluation Expenditure	280,501,025.03	0.00	193,645.00	0.00	1,663,577.00	0.00	0.00	0.00	282,358,247.03
	22612	Travelling Expenditure	1,375,444,151.99	0.00	0.00	0.00	0.00	0.00	0.00	0.00	1,375,444,151.99
	22613	Travelling Expenditure Of VIPs And Delegation	0.00	0.00	0.00	6,500,000.00	0.00	0.00	0.00	0.00	6,500,000.00
	22619	Other Travelling Expenditure	53,221,747.20	0.00	0.00	0.00	0.00	0.00	0.00	0.00	53,221,747.20
	22711	Miscellaneous Expenditure	260,319,449.40	0.00	0.00	0.00	1,889,700.00	0.00	0.00	0.00	262,209,149.40
	26211	International Membership Fee And Support	454,716.90	0.00	0.00	0.00	0.00	0.00	0.00	0.00	454,716.90
	26411	Non-Conditional Current Grant Provided To Government Entity, Foundation, Committee, And Boards	100,000.00	0.00	0.00	0.00	0.00	0.00	0.00	0.00	100,000.00
	26413	Conditional Current Grant Provided To Other Institutions	1,045,284,936.00	0.00	0.00	0.00	0.00	0.00	0.00	0.00	1,045,284,936.00
	27111	Social Security	97,596,696,728.71	0.00	0.00	0.00	0.00	0.00	0.00	0.00	97,596,696,728.71
	27112	Other Social Security	70,280,595.00	0.00	0.00	0.00	0.00	0.00	0.00	0.00	70,280,595.00
	27211	Scholarship	3,290,000.00	0.00	332,000.00	0.00	0.00	0.00	0.00	0.00	3,622,000.00
	27212	Rescue, Relief And Rehabilitation Expenses	4,746,832.00	0.00	792,483,750.00	0.00	0.00	0.00	0.00	0.00	797,230,582.00
	27213	Medical Purchase Expenses	417,957,295.43	0.00	0.00	0.00	0.00	0.00	0.00	0.00	417,957,295.43
	28142	House Rent	136,725,954.75	0.00	0.00	0.00	0.00	0.00	0.00	0.00	136,725,954.75

Government of Nepal
Ministry of Finance
Financial Comptroller General Office
Ministry and Economic Code Wise Expenditure
Fiscal Year: 2078/79

(in Rs.)

Ministry/ Budget Entity	Economic Codes	Economic Heads	GoN Cash	Cash Grant	Cash Loan	Reimbursable Grant	Reimbursable Loan	Direct Grant	Direct Loan	Commodity Grant	Total Expenditure
	28143	Rent For Transport Vehicle And Machinery Implements	503,195,980.94	0.00	0.00	0.00	0.00	0.00	0.00	0.00	503,195,980.94
	28149	Other Rent	32,984,803.75	0.00	0.00	0.00	0.00	0.00	0.00	0.00	32,984,803.75
	28211	Refund Of Revenue	167,000.00	0.00	0.00	0.00	0.00	0.00	0.00	0.00	167,000.00
	28911	Current Contingency Expenses	0.00	0.00	0.00	0.00	0.00	0.00	0.00	0.00	0.00
	31112	Non-Residential Building Purchase/Construction	3,129,193,766.78	0.00	0.00	500,000,000.00	0.00	0.00	0.00	0.00	3,629,193,766.78
	31121	Transport Vehicle	108,956,228.25	0.00	88,990,000.00	88,138,984.00	0.00	0.00	0.00	0.00	286,085,212.25
	31122	Machinery And Implements	1,226,026,876.04	0.00	404,689,565.00	40,251,052.00	105,042,930.00	0.00	0.00	0.00	1,776,010,413.04
	31123	Furniture & Fixtures	240,873,777.76	0.00	0.00	0.00	5,955,321.00	0.00	0.00	0.00	246,829,098.76
	31134	Expense On Computer Software Construction And Procurement	238,160,951.00	0.00	0.00	4,297,616.00	0.00	0.00	0.00	0.00	242,458,567.00
	31135	Capital Consultancy Expense	3,393,390.00	0.00	15,914,228.00	84,189,133.00	0.00	0.00	0.00	0.00	103,496,751.00
	31141	Expenses For Acquisition Of Security Equipment	926,117,784.90	0.00	0.00	0.00	0.00	0.00	0.00	0.00	926,117,784.90
	31156	Water Supply Infrastructure Construction	24,065,706.05	0.00	0.00	0.00	0.00	0.00	0.00	0.00	24,065,706.05
	31157	Forest And Environment Protection	1,100,000.00	0.00	0.00	0.00	0.00	0.00	0.00	0.00	1,100,000.00
	31159	Other Public Construction Works	192,386,483.02	0.00	8,561,991.00	0.00	0.00	0.00	0.00	0.00	200,948,474.02
	31161	Expenses For Infrastructure Improvement Of Constructed Building	117,756,588.50	0.00	0.00	0.00	0.00	0.00	0.00	0.00	117,756,588.50
	31171	Capital Improvement Expenditure Public Works	204,345,894.09	0.00	0.00	0.00	0.00	0.00	0.00	0.00	204,345,894.09
	31411	Expense On Land Acquisition	1,166,557,854.00	0.00	0.00	0.00	0.00	0.00	0.00	0.00	1,166,557,854.00
325	Ministry of Culture, Tourism and Civil Aviation		4,472,183,959.65	0.00	0.00	5,299,751.50	0.00	49,588,168.95	0.00	0.00	4,527,071,880.10
	21111	Remuneration, Employees	333,868,179.69	0.00	0.00	0.00	0.00	0.00	0.00	0.00	333,868,179.69
	21112	Remuneration, Officials	4,726,053.19	0.00	0.00	0.00	0.00	0.00	0.00	0.00	4,726,053.19
	21121	Dress	5,000,614.00	0.00	0.00	0.00	0.00	0.00	0.00	0.00	5,000,614.00
	21122	Food Grain	15,423,303.96	0.00	0.00	0.00	0.00	0.00	0.00	0.00	15,423,303.96
	21131	Local Allowance	988,338.00	0.00	0.00	0.00	0.00	0.00	0.00	0.00	988,338.00
	21132	Dearness Allowance	15,799,077.91	0.00	0.00	0.00	0.00	0.00	0.00	0.00	15,799,077.91
	21134	Meeting Allowance Of Employees	1,066,675.00	0.00	0.00	0.00	0.00	0.00	0.00	0.00	1,066,675.00

Government of Nepal
Ministry of Finance
Financial Comptroller General Office
Ministry and Economic Code Wise Expenditure
Fiscal Year: 2078/79

(In Rs.)

Ministry/ Budget Entity	Economic Codes	Economic Heads	GoN Cash	Cash Grant	Cash Loan	Reimbursable Grant	Reimbursable Loan	Direct Grant	Direct Loan	Commodity Grant	Total Expenditure
	21139	Other Allowance	1,548,480.00	0.00	0.00	0.00	0.00	0.00	0.00	0.00	1,548,480.00
	21141	Meeting Allowance For Official	0.00	0.00	0.00	0.00	0.00	0.00	0.00	0.00	0.00
	21212	Expenses Of Fund On Contribution Based Employee's Pension And Gratuity	149,356.80	0.00	0.00	0.00	0.00	0.00	0.00	0.00	149,356.80
	21213	Expenses Of Fund On Contribution Based Employee's Insurance	3,120,812.99	0.00	0.00	0.00	0.00	0.00	0.00	0.00	3,120,812.99
	22111	Water And Electricity	20,963,555.29	0.00	0.00	0.00	0.00	0.00	0.00	0.00	20,963,555.29
	22112	Communication Fee	3,258,261.00	0.00	0.00	0.00	0.00	0.00	0.00	0.00	3,258,261.00
	22211	Fuel (For Officials)	986,372.00	0.00	0.00	0.00	0.00	0.00	0.00	0.00	986,372.00
	22212	Fuel For Official Purpose	9,611,114.38	0.00	0.00	100,000.00	0.00	0.00	0.00	0.00	9,711,114.38
	22213	Vehicle Maintenance Expenditure /Cost	7,318,478.57	0.00	0.00	0.00	0.00	0.00	0.00	0.00	7,318,478.57
	22214	Insurance And Renewal Expenditure/Cost	2,266,801.90	0.00	0.00	0.00	0.00	0.00	0.00	0.00	2,266,801.90
	22221	Machinery And Equipment Maintenance And Operation Expenditure	2,943,867.00	0.00	0.00	99,214.00	0.00	0.00	0.00	0.00	3,043,081.00
	22231	Constructed Public Property Maintenance Expenditure	4,688,557.06	0.00	0.00	0.00	0.00	0.00	0.00	0.00	4,688,557.06
	22291	Operation And Maintenance Expenditure Of Other Property	673,316.57	0.00	0.00	0.00	0.00	0.00	0.00	0.00	673,316.57
	22311	Stationeries And Office Goods	13,618,523.15	0.00	0.00	99,383.50	0.00	0.00	0.00	0.00	13,717,906.65
	22312	Stationeries And Office Goods	100,000.00	0.00	0.00	0.00	0.00	0.00	0.00	0.00	100,000.00
	22313	Books And Materials Expenditure	958,327.00	0.00	0.00	0.00	0.00	0.00	0.00	0.00	958,327.00
	22314	Fuel – Other Purpose	846,935.33	0.00	0.00	0.00	0.00	0.00	0.00	0.00	846,935.33
	22315	Publication Expenditure Of Newspaper, Printing And Information	4,016,643.00	0.00	0.00	0.00	0.00	0.00	0.00	0.00	4,016,643.00
	22411	Expenditure On Services And Consultancy	5,907,612.34	0.00	0.00	0.00	0.00	0.00	0.00	0.00	5,907,612.34
	22412	Expenditure On Information System And Software Operation	379,273.09	0.00	0.00	0.00	0.00	0.00	0.00	0.00	379,273.09
	22413	Contract Services Fee	57,307,107.66	0.00	0.00	0.00	0.00	0.00	0.00	0.00	57,307,107.66
	22419	Other Services Fee	3,152,592.56	0.00	0.00	0.00	0.00	0.00	0.00	0.00	3,152,592.56

Government of Nepal
Ministry of Finance
Financial Comptroller General Office
Ministry and Economic Code Wise Expenditure
Fiscal Year: 2078/79

(In Rs.)

Ministry/ Budget Entity	Economic Codes	Economic Heads	GoN Cash	Cash Grant	Cash Loan	Reimbursable Grant	Reimbursable Loan	Direct Grant	Direct Loan	Commodity Grant	Total Expenditure
	22511	Expenditure Related To Training Of Staff	346,948.00	0.00	0.00	0.00	0.00	0.00	0.00	0.00	346,948.00
	22512	Expenditure Related To Skill Development And Public Awareness And Workshop	3,209,468.00	0.00	0.00	0.00	0.00	0.00	0.00	0.00	3,209,468.00
	22521	Production Material/Service Expenditure	340,469.00	0.00	0.00	0.00	0.00	0.00	0.00	0.00	340,469.00
	22522	Program Expenditure	41,510,285.19	0.00	0.00	0.00	0.00	0.00	0.00	0.00	41,510,285.19
	22529	Miscellaneous Program Expenditure	6,887,912.10	0.00	0.00	0.00	0.00	0.00	0.00	0.00	6,887,912.10
	22611	Monitoring, Evaluation Expenditure	8,999,084.60	0.00	0.00	70,730.00	0.00	0.00	0.00	0.00	9,069,814.60
	22612	Travelling Expenditure	3,787,502.00	0.00	0.00	0.00	0.00	0.00	0.00	0.00	3,787,502.00
	22711	Miscellaneous Expenditure	8,897,339.70	0.00	0.00	0.00	0.00	0.00	0.00	0.00	8,897,339.70
	26411	Non-Conditional Current Grant Provided To Government Entity, Foundation, Committee, And Boards	2,708,162.00	0.00	0.00	0.00	0.00	0.00	0.00	0.00	2,708,162.00
	26412	Conditional Current Grant Provided To Government Entity, Foundation, And Boards	396,916,563.42	0.00	0.00	0.00	0.00	0.00	0.00	0.00	396,916,563.42
	26413	Conditional Current Grant Provided To Other Institutions	31,160,000.00	0.00	0.00	0.00	0.00	0.00	0.00	0.00	31,160,000.00
	26422	Conditional Capital Grant To Government Entity, Committee, Board	1,940,437,919.00	0.00	0.00	0.00	0.00	49,588,168.95	0.00	0.00	1,990,025,087.95
	26423	Conditional Capital Grant To Other Agencies	13,000,000.00	0.00	0.00	0.00	0.00	0.00	0.00	0.00	13,000,000.00
	28142	House Rent	6,692,451.00	0.00	0.00	0.00	0.00	0.00	0.00	0.00	6,692,451.00
	31121	Transport Vehicle	2,239,862.00	0.00	0.00	0.00	0.00	0.00	0.00	0.00	2,239,862.00
	31122	Machinery And Implements	9,129,475.72	0.00	0.00	30,458.50	0.00	0.00	0.00	0.00	9,159,934.22
	31123	Furniture & Fixtures	3,776,096.56	0.00	0.00	194,865.50	0.00	0.00	0.00	0.00	3,970,962.06
	31134	Expense On Computer Software Construction And Procurement	2,068,460.50	0.00	0.00	0.00	0.00	0.00	0.00	0.00	2,068,460.50
	31135	Capital Consultancy Expense	62,501,440.29	0.00	0.00	4,705,100.00	0.00	0.00	0.00	0.00	67,206,540.29
	31153	Hydropower Infrastructure Construction	498,243.22	0.00	0.00	0.00	0.00	0.00	0.00	0.00	498,243.22

Government of Nepal
Ministry of Finance
Financial Comptroller General Office
Ministry and Economic Code Wise Expenditure
Fiscal Year: 2078/79

(In Rs.)

Ministry/ Budget Entity	Economic Codes	Economic Heads	GoN Cash	Cash Grant	Cash Loan	Reimbursable Grant	Reimbursable Loan	Direct Grant	Direct Loan	Commodity Grant	Total Expenditure
31159		Other Public Construction Works	978,331,045.54	0.00	0.00	0.00	0.00	0.00	0.00	0.00	978,331,045.54
31161		Expenses For Infrastructure Improvement Of Constructed Building	2,522,084.73	0.00	0.00	0.00	0.00	0.00	0.00	0.00	2,522,084.73
31171		Capital Improvement Expenditure Public Works	295,479,270.64	0.00	0.00	0.00	0.00	0.00	0.00	0.00	295,479,270.64
31172		Capital Research & Consultancy	0.00	0.00	0.00	0.00	0.00	0.00	0.00	0.00	0.00
31411		Expense On Land Acquisition	130,055,647.00	0.00	0.00	0.00	0.00	0.00	0.00	0.00	130,055,647.00
326		Ministry of Foreign Affairs	5,021,369,535.87	0.00	0.00	0.00	0.00	0.00	0.00	0.00	5,021,369,535.87
21111		Remuneration, Employees	217,246,436.15	0.00	0.00	0.00	0.00	0.00	0.00	0.00	217,246,436.15
21112		Remuneration, Officials	28,998,098.60	0.00	0.00	0.00	0.00	0.00	0.00	0.00	28,998,098.60
21121		Dress	3,780,000.00	0.00	0.00	0.00	0.00	0.00	0.00	0.00	3,780,000.00
21123		Medical Treatment Expenses	254,051,730.42	0.00	0.00	0.00	0.00	0.00	0.00	0.00	254,051,730.42
21132		Dearness Allowance	9,151,412.00	0.00	0.00	0.00	0.00	0.00	0.00	0.00	9,151,412.00
21134		Meeting Allowance Of Employees	788,000.00	0.00	0.00	0.00	0.00	0.00	0.00	0.00	788,000.00
21136		Foreign Allowances	783,793,973.39	0.00	0.00	0.00	0.00	0.00	0.00	0.00	783,793,973.39
21139		Other Allowance	839,805.00	0.00	0.00	0.00	0.00	0.00	0.00	0.00	839,805.00
21212		Expenses Of Fund On Contribution Based Employee's Pension And Gratuity	268,763.88	0.00	0.00	0.00	0.00	0.00	0.00	0.00	268,763.88
21213		Expenses Of Fund On Contribution Based Employee's Insurance	1,732,085.00	0.00	0.00	0.00	0.00	0.00	0.00	0.00	1,732,085.00
22111		Water And Electricity	126,442,579.68	0.00	0.00	0.00	0.00	0.00	0.00	0.00	126,442,579.68
22112		Communication Fee	73,716,798.00	0.00	0.00	0.00	0.00	0.00	0.00	0.00	73,716,798.00
22211		Fuel (For Officials)	700,000.00	0.00	0.00	0.00	0.00	0.00	0.00	0.00	700,000.00
22212		Fuel For Official Purpose	69,258,906.94	0.00	0.00	0.00	0.00	0.00	0.00	0.00	69,258,906.94
22213		Vehicle Maintenance Expenditure /Cost	54,288,428.75	0.00	0.00	0.00	0.00	0.00	0.00	0.00	54,288,428.75
22214		Insurance And Renewal Expenditure/Cost	43,178,710.27	0.00	0.00	0.00	0.00	0.00	0.00	0.00	43,178,710.27
22221		Machinery And Equipment Maintenance And Operation Expenditure	12,536,123.85	0.00	0.00	0.00	0.00	0.00	0.00	0.00	12,536,123.85

Government of Nepal
Ministry of Finance
Financial Comptroller General Office
Ministry and Economic Code Wise Expenditure
Fiscal Year: 2078/79

(In Rs.)

Ministry/ Budget Entity	Economic Codes	Economic Heads	GoN Cash	Cash Grant	Cash Loan	Reimbursable Grant	Reimbursable Loan	Direct Grant	Direct Loan	Commodity Grant	Total Expenditure
	22291	Operation And Maintenance Expenditure Of Other Property	10,550,750.00	0.00	0.00	0.00	0.00	0.00	0.00	0.00	10,550,750.00
	22311	Stationeries And Office Goods	104,304,385.27	0.00	0.00	0.00	0.00	0.00	0.00	0.00	104,304,385.27
	22313	Books And Materials Expenditure	463,047.00	0.00	0.00	0.00	0.00	0.00	0.00	0.00	463,047.00
	22314	Fuel – Other Purpose	11,700.00	0.00	0.00	0.00	0.00	0.00	0.00	0.00	11,700.00
	22315	Publication Expenditure Of Newspaper, Printing And Information	8,618,973.00	0.00	0.00	0.00	0.00	0.00	0.00	0.00	8,618,973.00
	22319	Expenditure On Operation Of Other Office	500,000.00	0.00	0.00	0.00	0.00	0.00	0.00	0.00	500,000.00
	22411	Expenditure On Services And Consultancy	50,136,500.00	0.00	0.00	0.00	0.00	0.00	0.00	0.00	50,136,500.00
	22412	Expenditure On Information System And Software Operation	1,628,584.00	0.00	0.00	0.00	0.00	0.00	0.00	0.00	1,628,584.00
	22413	Contract Services Fee	700,394,990.82	0.00	0.00	0.00	0.00	0.00	0.00	0.00	700,394,990.82
	22419	Other Services Fee	3,354,126.00	0.00	0.00	0.00	0.00	0.00	0.00	0.00	3,354,126.00
	22511	Expenditure Related To Training Of Staff	236,000.00	0.00	0.00	0.00	0.00	0.00	0.00	0.00	236,000.00
	22521	Production Material/Service Expenditure	7,228,175.00	0.00	0.00	0.00	0.00	0.00	0.00	0.00	7,228,175.00
	22522	Program Expenditure	1,035,125,783.07	0.00	0.00	0.00	0.00	0.00	0.00	0.00	1,035,125,783.07
	22529	Miscellaneous Program Expenditure	268,007.00	0.00	0.00	0.00	0.00	0.00	0.00	0.00	268,007.00
	22611	Monitoring, Evaluation Expenditure	22,567,185.07	0.00	0.00	0.00	0.00	0.00	0.00	0.00	22,567,185.07
	22612	Travelling Expenditure	113,337,096.00	0.00	0.00	0.00	0.00	0.00	0.00	0.00	113,337,096.00
	22613	Travelling Expenditure Of VIPs And Delegation	0.00	0.00	0.00	0.00	0.00	0.00	0.00	0.00	0.00
	22711	Miscellaneous Expenditure	45,717,503.34	0.00	0.00	0.00	0.00	0.00	0.00	0.00	45,717,503.34
	25315	Support To Other Organizations	11,615,000.00	0.00	0.00	0.00	0.00	0.00	0.00	0.00	11,615,000.00
	26211	International Membership Fee And Support	5,389,425.00	0.00	0.00	0.00	0.00	0.00	0.00	0.00	5,389,425.00
	26411	Non-Conditional Current Grant Provided To Government Entity, Foundation, Committee, And Boards	9,319,581.79	0.00	0.00	0.00	0.00	0.00	0.00	0.00	9,319,581.79

Government of Nepal
Ministry of Finance
Financial Comptroller General Office
Ministry and Economic Code Wise Expenditure
Fiscal Year: 2078/79

(In Rs.)

Ministry/ Budget Entity	Economic Codes	Economic Heads	GoN Cash	Cash Grant	Cash Loan	Reimbursable Grant	Reimbursable Loan	Direct Grant	Direct Loan	Commodity Grant	Total Expenditure
	26412	Conditional Current Grant Provided To Government Entity, Foundation, And Boards	5,300,000.00	0.00	0.00	0.00	0.00	0.00	0.00	0.00	5,300,000.00
	26413	Conditional Current Grant Provided To Other Institutions	500,000.00	0.00	0.00	0.00	0.00	0.00	0.00	0.00	500,000.00
	28142	House Rent	907,093,177.58	0.00	0.00	0.00	0.00	0.00	0.00	0.00	907,093,177.58
	31112	Non-Residential Building Purchase/Construction	93,616,619.00	0.00	0.00	0.00	0.00	0.00	0.00	0.00	93,616,619.00
	31121	Transport Vehicle	24,439,300.00	0.00	0.00	0.00	0.00	0.00	0.00	0.00	24,439,300.00
	31122	Machinery And Implements	31,827,808.00	0.00	0.00	0.00	0.00	0.00	0.00	0.00	31,827,808.00
	31123	Furniture & Fixtures	72,863,007.00	0.00	0.00	0.00	0.00	0.00	0.00	0.00	72,863,007.00
	31134	Expense On Computer Software Construction And Procurement	2,943,666.00	0.00	0.00	0.00	0.00	0.00	0.00	0.00	2,943,666.00
	31135	Capital Consultancy Expense	20,011,890.00	0.00	0.00	0.00	0.00	0.00	0.00	0.00	20,011,890.00
	31159	Other Public Construction Works	1,839,426.00	0.00	0.00	0.00	0.00	0.00	0.00	0.00	1,839,426.00
	31161	Expenses For Infrastructure Improvement Of Constructed Building	41,251,739.00	0.00	0.00	0.00	0.00	0.00	0.00	0.00	41,251,739.00
	31171	Capital Improvement Expenditure Public Works	7,254,239.00	0.00	0.00	0.00	0.00	0.00	0.00	0.00	7,254,239.00
	31411	Expense On Land Acquisition	900,000.00	0.00	0.00	0.00	0.00	0.00	0.00	0.00	900,000.00
329	Ministry of Forest and Environment		8,616,271,797.58	26,250,108.72	0.00	480,944,659.42	2,773,944.00	541,120,259.94	0.00	0.00	9,667,360,769.66
	21111	Remuneration, Employees	3,645,096,197.65	0.00	0.00	0.00	0.00	0.00	0.00	0.00	3,645,096,197.65
	21112	Remuneration, Officials	7,037,009.00	0.00	0.00	0.00	0.00	0.00	0.00	0.00	7,037,009.00
	21121	Dress	89,121,451.80	0.00	0.00	0.00	0.00	0.00	0.00	0.00	89,121,451.80
	21122	Food Grain	626,196,517.97	0.00	0.00	0.00	0.00	0.00	0.00	0.00	626,196,517.97
	21123	Medical Treatment Expenses	175,280.00	0.00	0.00	0.00	0.00	0.00	0.00	0.00	175,280.00
	21131	Local Allowance	51,207,282.56	0.00	0.00	0.00	0.00	0.00	0.00	0.00	51,207,282.56
	21132	Dearness Allowance	210,135,224.00	0.00	0.00	0.00	0.00	0.00	0.00	0.00	210,135,224.00
	21134	Meeting Allowance Of Employees	2,057,426.00	0.00	0.00	1,321,610.00	0.00	51,000.00	0.00	0.00	3,430,036.00
	21135	Employee Incentive Allowances	0.00	0.00	0.00	0.00	0.00	0.00	0.00	0.00	0.00
	21139	Other Allowance	79,435,214.67	0.00	0.00	0.00	0.00	0.00	0.00	0.00	79,435,214.67
	21142	Other Facilities For The Official	130,260.00	0.00	0.00	0.00	0.00	0.00	0.00	0.00	130,260.00

Government of Nepal
Ministry of Finance
Financial Comptroller General Office
Ministry and Economic Code Wise Expenditure
Fiscal Year: 2078/79

(in Rs.)

Ministry/ Budget Entity	Economic Codes	Economic Heads	GoN Cash	Cash Grant	Cash Loan	Reimbursable Grant	Reimbursable Loan	Direct Grant	Direct Loan	Commodity Grant	Total Expenditure
	21212	Expenses Of Fund On Contribution Based Employee's Pension And Gratuity	16,864,345.34	0.00	0.00	0.00	0.00	0.00	0.00	0.00	16,864,345.34
	21213	Expenses Of Fund On Contribution Based Employee's Insurance	41,485,436.30	0.00	0.00	0.00	0.00	0.00	0.00	0.00	41,485,436.30
	22111	Water And Electricity	39,029,024.39	0.00	0.00	789,278.90	0.00	111,609.00	0.00	0.00	39,929,912.29
	22112	Communication Fee	15,736,372.93	0.00	0.00	1,054,719.15	0.00	605,272.00	0.00	0.00	17,396,364.08
	22211	Fuel (For Officials)	2,677,484.01	0.00	0.00	0.00	0.00	0.00	0.00	0.00	2,677,484.01
	22212	Fuel For Official Purpose	50,312,535.52	0.00	0.00	2,972,615.20	0.00	884,811.00	0.00	0.00	54,169,961.72
	22213	Vehicle Maintenance Expenditure /Cost	31,784,795.14	0.00	0.00	2,396,382.63	0.00	1,223,533.00	0.00	0.00	35,404,710.77
	22214	Insurance And Renewal Expenditure/Cost	7,549,559.32	0.00	0.00	955,957.10	0.00	46,979.24	0.00	0.00	8,552,495.66
	22221	Machinery And Equipment Maintenance And Operation Expenditure	9,460,966.27	0.00	0.00	928,900.00	0.00	10,352.00	0.00	0.00	10,400,218.27
	22231	Constructed Public Property Maintenance Expenditure	20,217,725.70	0.00	0.00	100,000.00	986,831.00	864,079.00	0.00	0.00	22,168,635.70
	22291	Operation And Maintenance Expenditure Of Other Property	1,086,019.40	0.00	0.00	0.00	0.00	0.00	0.00	0.00	1,086,019.40
	22311	Stationeries And Office Goods	41,514,919.10	0.00	0.00	5,592,011.54	0.00	1,776,001.00	0.00	0.00	48,882,931.64
	22312	Stationeries And Office Goods	24,559,916.07	0.00	0.00	0.00	0.00	0.00	0.00	0.00	24,559,916.07
	22313	Books And Materials Expenditure	197,032.00	0.00	0.00	50,540.00	0.00	0.00	0.00	0.00	247,572.00
	22314	Fuel – Other Purpose	4,374,396.33	0.00	0.00	610,415.50	0.00	0.00	0.00	0.00	4,984,811.83
	22315	Publication Expenditure Of Newspaper, Printing And Information	11,286,365.12	0.00	0.00	370,300.00	0.00	201,332.00	0.00	0.00	11,857,997.12
	22319	Expenditure On Operation Of Other Office	818,374.75	0.00	0.00	0.00	0.00	9,975.00	0.00	0.00	828,349.75
	22411	Expenditure On Services And Consultancy	7,546,063.00	2,299,093.00	0.00	594,360.00	23,000.00	54,240,004.00	0.00	0.00	64,702,520.00
	22412	Expenditure On Information System And Software Operation	2,343,075.00	0.00	0.00	0.00	0.00	142,945.00	0.00	0.00	2,486,020.00
	22413	Contract Services Fee	159,540,785.60	0.00	0.00	5,584,100.00	0.00	334,000.00	0.00	0.00	165,458,885.60
	22419	Other Services Fee	332,060.00	0.00	0.00	366,840.00	0.00	0.00	0.00	0.00	698,900.00

Government of Nepal
Ministry of Finance
Financial Comptroller General Office
Ministry and Economic Code Wise Expenditure
Fiscal Year: 2078/79

(In Rs.)

Ministry/ Budget Entity	Economic Codes	Economic Heads	GoN Cash	Cash Grant	Cash Loan	Reimbursable Grant	Reimbursable Loan	Direct Grant	Direct Loan	Commodity Grant	Total Expenditure
	22511	Expenditure Related To Training Of Staff	23,112,030.96	629,400.00	0.00	0.00	0.00	5,650,193.00	0.00	0.00	29,391,623.96
	22512	Expenditure Related To Skill Development And Public Awareness And Workshop	32,309,292.60	843,314.66	0.00	0.00	0.00	7,361,130.55	0.00	0.00	40,513,737.81
	22521	Production Material/Service Expenditure	901,174.00	297,506.00	0.00	0.00	0.00	478,781.00	0.00	0.00	1,677,461.00
	22522	Program Expenditure	369,382,610.35	1,456,824.00	0.00	930,730.00	0.00	381,005,436.15	0.00	0.00	752,775,600.50
	22529	Miscellaneous Program Expenditure	6,354,165.00	0.00	0.00	0.00	0.00	0.00	0.00	0.00	6,354,165.00
	22611	Monitoring, Evaluation Expenditure	31,777,635.92	168,400.00	0.00	14,550,244.97	0.00	5,287,731.00	0.00	0.00	51,784,011.89
	22612	Travelling Expenditure	19,988,496.95	850,940.00	0.00	1,108,587.05	0.00	8,289,378.00	0.00	0.00	30,237,402.00
	22711	Miscellaneous Expenditure	22,282,057.88	277,527.00	0.00	1,307,294.00	0.00	1,191,360.00	0.00	0.00	25,058,238.88
	26411	Non-Conditional Current Grant Provided To Government Entity, Foundation, Committee, And Boards	65,347,570.00	0.00	0.00	0.00	0.00	0.00	0.00	0.00	65,347,570.00
	26412	Conditional Current Grant Provided To Government Entity, Foundation, And Boards	40,501,260.00	0.00	0.00	0.00	0.00	0.00	0.00	0.00	40,501,260.00
	26413	Conditional Current Grant Provided To Other Institutions	1,100,000.00	0.00	0.00	0.00	0.00	0.00	0.00	0.00	1,100,000.00
	26422	Conditional Capital Grant To Government Entity, Committee, Board	30,000,000.00	0.00	0.00	0.00	0.00	0.00	0.00	0.00	30,000,000.00
	26423	Conditional Capital Grant To Other Agencies	0.00	0.00	0.00	0.00	0.00	0.00	0.00	0.00	0.00
	27211	Scholarship	437,395.00	0.00	0.00	0.00	0.00	0.00	0.00	0.00	437,395.00
	27212	Rescue, Relief And Rehabilitation Expenses	120,866,012.44	0.00	0.00	0.00	0.00	0.00	0.00	0.00	120,866,012.44
	27213	Medical Purchase Expenses	6,586,097.00	0.00	0.00	0.00	0.00	0.00	0.00	0.00	6,586,097.00
	28142	House Rent	9,216,504.00	0.00	0.00	3,545,045.00	0.00	205,692.00	0.00	0.00	12,967,241.00
	28143	Rent For Transport Vehicle And Machinery Implements	1,786,868.50	0.00	0.00	4,215,867.50	0.00	0.00	0.00	0.00	6,002,736.00
	28149	Other Rent	7,262,800.00	0.00	0.00	0.00	0.00	0.00	0.00	0.00	7,262,800.00
	28211	Refund Of Revenue	100,000.00	0.00	0.00	0.00	0.00	0.00	0.00	0.00	100,000.00

Government of Nepal
Ministry of Finance
Financial Comptroller General Office
Ministry and Economic Code Wise Expenditure
Fiscal Year: 2078/79

(In Rs.)

Ministry/ Budget Entity	Economic Codes	Economic Heads	GoN Cash	Cash Grant	Cash Loan	Reimbursable Grant	Reimbursable Loan	Direct Grant	Direct Loan	Commodity Grant	Total Expenditure
	28911	Current Contingency Expenses	0.00	0.00	0.00	0.00	0.00	0.00	0.00	0.00	0.00
	31111	Residential Building Construction/Purchase	0.00	0.00	0.00	0.00	0.00	0.00	0.00	0.00	0.00
	31112	Non-Residential Building Purchase/Construction	337,524,060.12	0.00	0.00	0.00	934,603.00	0.00	0.00	0.00	338,458,663.12
	31113	Capital Formation - Building	3,869,919.96	0.00	0.00	0.00	0.00	0.00	0.00	0.00	3,869,919.96
	31121	Transport Vehicle	19,503,739.42	474,599.00	0.00	0.00	0.00	2,450,177.00	0.00	0.00	22,428,515.42
	31122	Machinery And Implements	50,825,995.05	11,789,390.06	0.00	3,266,936.94	829,510.00	51,330,099.00	0.00	0.00	118,041,931.05
	31123	Furniture & Fixtures	22,539,932.31	4,115,342.00	0.00	0.00	0.00	1,308,925.00	0.00	0.00	27,964,199.31
	31132	Expense On Research And Development	0.00	0.00	0.00	0.00	0.00	0.00	0.00	0.00	0.00
	31134	Expense On Computer Software Construction And Procurement	1,694,653.00	0.00	0.00	0.00	0.00	963,465.00	0.00	0.00	2,658,118.00
	31135	Capital Consultancy Expense	30,931,219.00	0.00	0.00	102,810,204.00	0.00	5,919,000.00	0.00	0.00	139,660,423.00
	31151	Road & Bridge Construction	59,068,297.16	0.00	0.00	0.00	0.00	0.00	0.00	0.00	59,068,297.16
	31154	River Embankment And Bundh Construction	950,842,828.70	0.00	0.00	0.00	0.00	0.00	0.00	0.00	950,842,828.70
	31155	Irrigation Infrastructure Construction	3,284,861.00	0.00	0.00	0.00	0.00	0.00	0.00	0.00	3,284,861.00
	31156	Water Supply Infrastructure Construction	15,523,621.95	0.00	0.00	0.00	0.00	0.00	0.00	0.00	15,523,621.95
	31157	Forest And Environment Protection	735,395,404.77	3,047,773.00	0.00	136,584,992.85	0.00	9,177,000.00	0.00	0.00	884,205,170.62
	31158	Sanitation Infrastructure Construction	400,000.00	0.00	0.00	0.00	0.00	0.00	0.00	0.00	400,000.00
	31159	Other Public Construction Works	283,082,178.12	0.00	0.00	188,554,227.09	0.00	0.00	0.00	0.00	471,636,405.21
	31161	Expenses For Infrastructure Improvement Of Constructed Building	14,323,637.03	0.00	0.00	0.00	0.00	0.00	0.00	0.00	14,323,637.03
	31171	Capital Improvement Expenditure Public Works	98,100,624.45	0.00	0.00	0.00	0.00	0.00	0.00	0.00	98,100,624.45
	31511	Contingency Capital	749,740.00	0.00	0.00	382,500.00	0.00	0.00	0.00	0.00	1,132,240.00
336	Ministry of Land Management, Cooperative and Poverty Alleviation		5,550,719,853.95	0.00	0.00	0.00	0.00	0.00	0.00	0.00	5,550,719,853.95
	21111	Remuneration, Employees	2,227,478,558.95	0.00	0.00	0.00	0.00	0.00	0.00	0.00	2,227,478,558.95
	21112	Remuneration, Officials	58,233,320.71	0.00	0.00	0.00	0.00	0.00	0.00	0.00	58,233,320.71

Government of Nepal
Ministry of Finance
Financial Comptroller General Office
Ministry and Economic Code Wise Expenditure
Fiscal Year: 2078/79

(In Rs.)

Ministry/ Budget Entity	Economic Codes	Economic Heads	GoN Cash	Cash Grant	Cash Loan	Reimbursable Grant	Reimbursable Loan	Direct Grant	Direct Loan	Commodity Grant	Total Expenditure
	21121	Dress	46,076,797.00	0.00	0.00	0.00	0.00	0.00	0.00	0.00	46,076,797.00
	21123	Medical Treatment Expenses	0.00	0.00	0.00	0.00	0.00	0.00	0.00	0.00	0.00
	21131	Local Allowance	28,437,210.24	0.00	0.00	0.00	0.00	0.00	0.00	0.00	28,437,210.24
	21132	Dearness Allowance	97,772,548.84	0.00	0.00	0.00	0.00	0.00	0.00	0.00	97,772,548.84
	21134	Meeting Allowance Of Employees	9,964,030.00	0.00	0.00	0.00	0.00	0.00	0.00	0.00	9,964,030.00
	21135	Employee Incentive Allowances	18,087,599.39	0.00	0.00	0.00	0.00	0.00	0.00	0.00	18,087,599.39
	21139	Other Allowance	9,232,919.00	0.00	0.00	0.00	0.00	0.00	0.00	0.00	9,232,919.00
	21141	Meeting Allowance For Official	9,550,122.00	0.00	0.00	0.00	0.00	0.00	0.00	0.00	9,550,122.00
	21142	Other Facilities For The Official	831,083.00	0.00	0.00	0.00	0.00	0.00	0.00	0.00	831,083.00
	21212	Expenses Of Fund On Contribution Based Employee's Pension And Gratuity	1,020,618.07	0.00	0.00	0.00	0.00	0.00	0.00	0.00	1,020,618.07
	21213	Expenses Of Fund On Contribution Based Employee's Insurance	18,132,374.93	0.00	0.00	0.00	0.00	0.00	0.00	0.00	18,132,374.93
	22111	Water And Electricity	60,655,504.35	0.00	0.00	0.00	0.00	0.00	0.00	0.00	60,655,504.35
	22112	Communication Fee	36,755,495.26	0.00	0.00	0.00	0.00	0.00	0.00	0.00	36,755,495.26
	22211	Fuel (For Officials)	3,142,379.00	0.00	0.00	0.00	0.00	0.00	0.00	0.00	3,142,379.00
	22212	Fuel For Official Purpose	58,502,114.22	0.00	0.00	0.00	0.00	0.00	0.00	0.00	58,502,114.22
	22213	Vehicle Maintenance Expenditure /Cost	36,965,898.10	0.00	0.00	0.00	0.00	0.00	0.00	0.00	36,965,898.10
	22214	Insurance And Renewal Expenditure/Cost	9,125,107.04	0.00	0.00	0.00	0.00	0.00	0.00	0.00	9,125,107.04
	22221	Machinery And Equipment Maintenance And Operation Expenditure	26,619,086.26	0.00	0.00	0.00	0.00	0.00	0.00	0.00	26,619,086.26
	22231	Constructed Public Property Maintenance Expenditure	1,841,607.00	0.00	0.00	0.00	0.00	0.00	0.00	0.00	1,841,607.00
	22291	Operation And Maintenance Expenditure Of Other Property	10,437,769.92	0.00	0.00	0.00	0.00	0.00	0.00	0.00	10,437,769.92
	22311	Stationeries And Office Goods	126,199,920.22	0.00	0.00	0.00	0.00	0.00	0.00	0.00	126,199,920.22
	22313	Books And Materials Expenditure	782,100.00	0.00	0.00	0.00	0.00	0.00	0.00	0.00	782,100.00
	22314	Fuel – Other Purpose	9,762,449.50	0.00	0.00	0.00	0.00	0.00	0.00	0.00	9,762,449.50

Government of Nepal
Ministry of Finance
Financial Comptroller General Office
Ministry and Economic Code Wise Expenditure
Fiscal Year: 2078/79

(In Rs.)

Ministry/ Budget Entity	Economic Codes	Economic Heads	GoN Cash	Cash Grant	Cash Loan	Reimbursable Grant	Reimbursable Loan	Direct Grant	Direct Loan	Commodity Grant	Total Expenditure
	22315	Publication Expenditure Of Newspaper, Printing And Information	49,278,976.30	0.00	0.00	0.00	0.00	0.00	0.00	0.00	49,278,976.30
	22319	Expenditure On Operation Of Other Office	652,348.00	0.00	0.00	0.00	0.00	0.00	0.00	0.00	652,348.00
	22411	Expenditure On Services And Consultancy	38,188,061.66	0.00	0.00	0.00	0.00	0.00	0.00	0.00	38,188,061.66
	22412	Expenditure On Information System And Software Operation	3,505,996.00	0.00	0.00	0.00	0.00	0.00	0.00	0.00	3,505,996.00
	22413	Contract Services Fee	695,513,029.49	0.00	0.00	0.00	0.00	0.00	0.00	0.00	695,513,029.49
	22419	Other Services Fee	8,041,335.00	0.00	0.00	0.00	0.00	0.00	0.00	0.00	8,041,335.00
	22511	Expenditure Related To Training Of Staff	7,950,835.10	0.00	0.00	0.00	0.00	0.00	0.00	0.00	7,950,835.10
	22512	Expenditure Related To Skill Development And Public Awareness And Workshop	34,160,282.62	0.00	0.00	0.00	0.00	0.00	0.00	0.00	34,160,282.62
	22521	Production Material/Service Expenditure	55,160,317.42	0.00	0.00	0.00	0.00	0.00	0.00	0.00	55,160,317.42
	22522	Program Expenditure	114,062,339.57	0.00	0.00	0.00	0.00	0.00	0.00	0.00	114,062,339.57
	22529	Miscellaneous Program Expenditure	5,118,850.00	0.00	0.00	0.00	0.00	0.00	0.00	0.00	5,118,850.00
	22611	Monitoring, Evaluation Expenditure	42,040,106.00	0.00	0.00	0.00	0.00	0.00	0.00	0.00	42,040,106.00
	22612	Travelling Expenditure	62,571,181.50	0.00	0.00	0.00	0.00	0.00	0.00	0.00	62,571,181.50
	22711	Miscellaneous Expenditure	35,862,206.51	0.00	0.00	0.00	0.00	0.00	0.00	0.00	35,862,206.51
	26211	International Membership Fee And Support	79,192.09	0.00	0.00	0.00	0.00	0.00	0.00	0.00	79,192.09
	26412	Conditional Current Grant Provided To Government Entity, Foundation, And Boards	33,444,115.39	0.00	0.00	0.00	0.00	0.00	0.00	0.00	33,444,115.39
	26413	Conditional Current Grant Provided To Other Institutions	77,387,790.67	0.00	0.00	0.00	0.00	0.00	0.00	0.00	77,387,790.67
	26422	Conditional Capital Grant To Government Entity, Committee, Board	11,018,963.87	0.00	0.00	0.00	0.00	0.00	0.00	0.00	11,018,963.87
	26423	Conditional Capital Grant To Other Agencies	41,441,804.60	0.00	0.00	0.00	0.00	0.00	0.00	0.00	41,441,804.60

Government of Nepal
Ministry of Finance
Financial Comptroller General Office
Ministry and Economic Code Wise Expenditure
Fiscal Year: 2078/79

(In Rs.)

Ministry/ Budget Entity	Economic Codes	Economic Heads	GoN Cash	Cash Grant	Cash Loan	Reimbursable Grant	Reimbursable Loan	Direct Grant	Direct Loan	Commodity Grant	Total Expenditure
	27211	Scholarship	11,822,300.00	0.00	0.00	0.00	0.00	0.00	0.00	0.00	11,822,300.00
	28142	House Rent	98,700,851.09	0.00	0.00	0.00	0.00	0.00	0.00	0.00	98,700,851.09
	28143	Rent For Transport Vehicle And Machinery Implements	2,584,756.00	0.00	0.00	0.00	0.00	0.00	0.00	0.00	2,584,756.00
	28149	Other Rent	282,680.00	0.00	0.00	0.00	0.00	0.00	0.00	0.00	282,680.00
	28211	Refund Of Revenue	100,000.00	0.00	0.00	0.00	0.00	0.00	0.00	0.00	100,000.00
	28911	Current Contingency Expenses	0.00	0.00	0.00	0.00	0.00	0.00	0.00	0.00	0.00
	31112	Non-Residential Building Purchase/Construction	138,974,185.47	0.00	0.00	0.00	0.00	0.00	0.00	0.00	138,974,185.47
	31113	Capital Formation - Building	11,709,884.10	0.00	0.00	0.00	0.00	0.00	0.00	0.00	11,709,884.10
	31114	Land Development Work	2,346,348.00	0.00	0.00	0.00	0.00	0.00	0.00	0.00	2,346,348.00
	31121	Transport Vehicle	42,919,603.32	0.00	0.00	0.00	0.00	0.00	0.00	0.00	42,919,603.32
	31122	Machinery And Implements	333,723,830.49	0.00	0.00	0.00	0.00	0.00	0.00	0.00	333,723,830.49
	31123	Furniture & Fixtures	115,955,635.67	0.00	0.00	0.00	0.00	0.00	0.00	0.00	115,955,635.67
	31132	Expense On Research And Development	4,018,961.00	0.00	0.00	0.00	0.00	0.00	0.00	0.00	4,018,961.00
	31134	Expense On Computer Software Construction And Procurement	33,153,845.64	0.00	0.00	0.00	0.00	0.00	0.00	0.00	33,153,845.64
	31135	Capital Consultancy Expense	256,452,811.94	0.00	0.00	0.00	0.00	0.00	0.00	0.00	256,452,811.94
	31141	Expenses For Acquisition Of Security Equipment	337,333.00	0.00	0.00	0.00	0.00	0.00	0.00	0.00	337,333.00
	31156	Water Supply Infrastructure Construction	68,620.00	0.00	0.00	0.00	0.00	0.00	0.00	0.00	68,620.00
	31159	Other Public Construction Works	178,817,673.20	0.00	0.00	0.00	0.00	0.00	0.00	0.00	178,817,673.20
	31161	Expenses For Infrastructure Improvement Of Constructed Building	24,958,107.29	0.00	0.00	0.00	0.00	0.00	0.00	0.00	24,958,107.29
	31171	Capital Improvement Expenditure Public Works	72,708,082.95	0.00	0.00	0.00	0.00	0.00	0.00	0.00	72,708,082.95
	31511	Contingency Capital	0.00	0.00	0.00	0.00	0.00	0.00	0.00	0.00	0.00
337		Ministry of Physical Infrastructure and Transport	57,347,763,584.67	0.00	22,072,418,499.88	293,495,868.23	6,628,949,821.69	126,845,137.00	7,806,399,342.65	0.00	94,275,872,254.12
	21111	Remuneration, Employees	1,094,491,076.78	0.00	0.00	0.00	0.00	0.00	0.00	0.00	1,094,491,076.78
	21112	Remuneration, Officials	2,687,680.00	0.00	0.00	0.00	0.00	0.00	0.00	0.00	2,687,680.00

Government of Nepal
Ministry of Finance
Financial Comptroller General Office
Ministry and Economic Code Wise Expenditure
Fiscal Year: 2078/79

(in Rs.)

Ministry/ Budget Entity	Economic Codes	Economic Heads	GoN Cash	Cash Grant	Cash Loan	Reimbursable Grant	Reimbursable Loan	Direct Grant	Direct Loan	Commodity Grant	Total Expenditure
	21121	Dress	19,085,270.40	0.00	0.00	0.00	0.00	0.00	0.00	0.00	19,085,270.40
	21131	Local Allowance	10,910,940.00	0.00	0.00	0.00	0.00	0.00	0.00	0.00	10,910,940.00
	21132	Dearness Allowance	45,032,635.84	0.00	0.00	0.00	0.00	0.00	0.00	0.00	45,032,635.84
	21134	Meeting Allowance Of Employees	3,288,600.00	0.00	0.00	0.00	0.00	0.00	0.00	0.00	3,288,600.00
	21139	Other Allowance	4,245,066.00	0.00	0.00	0.00	0.00	0.00	0.00	0.00	4,245,066.00
	21141	Meeting Allowance For Official	61,500.00	0.00	0.00	0.00	0.00	0.00	0.00	0.00	61,500.00
	21142	Other Facilities For The Official	26,842.00	0.00	0.00	0.00	0.00	0.00	0.00	0.00	26,842.00
	21212	Expenses Of Fund On Contribution Based Employee's Pension And Gratuity	572,143.08	0.00	0.00	0.00	0.00	0.00	0.00	0.00	572,143.08
	21213	Expenses Of Fund On Contribution Based Employee's Insurance	8,717,525.85	0.00	0.00	0.00	0.00	0.00	0.00	0.00	8,717,525.85
	22111	Water And Electricity	28,410,618.15	0.00	0.00	0.00	0.00	0.00	0.00	0.00	28,410,618.15
	22112	Communication Fee	22,902,017.44	0.00	0.00	0.00	0.00	0.00	0.00	0.00	22,902,017.44
	22211	Fuel (For Officials)	276,360.00	0.00	0.00	0.00	0.00	0.00	0.00	0.00	276,360.00
	22212	Fuel For Official Purpose	46,636,005.59	0.00	0.00	0.00	0.00	0.00	0.00	0.00	46,636,005.59
	22213	Vehicle Maintenance Expenditure /Cost	39,568,521.04	0.00	0.00	0.00	0.00	0.00	0.00	0.00	39,568,521.04
	22214	Insurance And Renewal Expenditure/Cost	30,291,998.34	0.00	0.00	0.00	0.00	0.00	0.00	0.00	30,291,998.34
	22221	Machinery And Equipment Maintenance And Operation Expenditure	34,754,314.88	0.00	0.00	0.00	0.00	0.00	0.00	0.00	34,754,314.88
	22231	Constructed Public Property Maintenance Expenditure	7,683,044.53	0.00	0.00	0.00	0.00	0.00	0.00	0.00	7,683,044.53
	22291	Operation And Maintenance Expenditure Of Other Property	255,544.50	0.00	0.00	0.00	0.00	0.00	0.00	0.00	255,544.50
	22311	Stationeries And Office Goods	51,225,614.34	0.00	0.00	0.00	0.00	0.00	0.00	0.00	51,225,614.34
	22313	Books And Materials Expenditure	153,505.00	0.00	0.00	0.00	0.00	0.00	0.00	0.00	153,505.00
	22314	Fuel – Other Purpose	302,699.00	0.00	0.00	0.00	0.00	0.00	0.00	0.00	302,699.00
	22315	Publication Expenditure Of Newspaper, Printing And Information	17,460,262.75	0.00	0.00	0.00	0.00	0.00	0.00	0.00	17,460,262.75
	22319	Expenditure On Operation Of Other Office	1,341,546.00	0.00	0.00	0.00	0.00	0.00	0.00	0.00	1,341,546.00

Government of Nepal
Ministry of Finance
Financial Comptroller General Office
Ministry and Economic Code Wise Expenditure
Fiscal Year: 2078/79

Ministry/ Budget Entity	Economic Codes	Economic Heads	GoN Cash	Cash Grant	Cash Loan	Reimbursable Grant	Reimbursable Loan	Direct Grant	Direct Loan	Commodity Grant	Total Expenditure
	22411	Expenditure On Services And Consultancy	94,568,650.22	0.00	0.00	0.00	0.00	0.00	0.00	0.00	94,568,650.22
	22412	Expenditure On Information System And Software Operation	1,997,406.40	0.00	0.00	0.00	0.00	0.00	0.00	0.00	1,997,406.40
	22413	Contract Services Fee	252,003,694.30	0.00	0.00	0.00	0.00	0.00	0.00	0.00	252,003,694.30
	22419	Other Services Fee	1,055,725.00	0.00	0.00	0.00	0.00	0.00	0.00	0.00	1,055,725.00
	22511	Expenditure Related To Training Of Staff	3,948,702.34	0.00	0.00	0.00	0.00	0.00	0.00	0.00	3,948,702.34
	22512	Expenditure Related To Skill Development And Public Awareness And Workshop	1,222,453.00	0.00	0.00	0.00	0.00	0.00	0.00	0.00	1,222,453.00
	22522	Program Expenditure	176,151,722.00	0.00	0.00	0.00	0.00	0.00	0.00	0.00	176,151,722.00
	22529	Miscellaneous Program Expenditure	247,000.00	0.00	0.00	0.00	0.00	0.00	0.00	0.00	247,000.00
	22611	Monitoring, Evaluation Expenditure	29,587,741.50	0.00	0.00	0.00	0.00	0.00	0.00	0.00	29,587,741.50
	22612	Travelling Expenditure	11,077,943.00	0.00	0.00	0.00	0.00	0.00	0.00	0.00	11,077,943.00
	22613	Travelling Expenditure Of VIPs And Delegation	115,845.00	0.00	0.00	0.00	0.00	0.00	0.00	0.00	115,845.00
	22711	Miscellaneous Expenditure	24,215,374.55	0.00	0.00	0.00	0.00	0.00	0.00	0.00	24,215,374.55
	26411	Non - Conditional Current Grant Provided To Government Entity, Foundation, Committee, And Boards	40,000,000.00	0.00	0.00	0.00	0.00	0.00	0.00	0.00	40,000,000.00
	26412	Conditional Current Grant Provided To Government Entity, Foundation, And Boards	8,994,610.00	0.00	0.00	0.00	0.00	0.00	0.00	0.00	8,994,610.00
	26421	Non - Conditional Capital Grant To Government Entity, Committee, Board	6,842,907,000.00	0.00	0.00	0.00	0.00	0.00	0.00	0.00	6,842,907,000.00
	27212	Rescue, Relief And Rehabilitation Expenses	0.00	0.00	0.00	0.00	0.00	0.00	0.00	0.00	0.00
	27213	Medical Purchase Expenses	777,226.30	0.00	0.00	0.00	0.00	0.00	0.00	0.00	777,226.30
	28141	Rent Of Land	3,003,668.23	0.00	0.00	0.00	0.00	0.00	0.00	0.00	3,003,668.23
	28142	House Rent	62,907,738.00	0.00	0.00	0.00	0.00	0.00	0.00	0.00	62,907,738.00
	28143	Rent For Transport Vehicle And Machinery Implements	2,182,672.27	0.00	0.00	0.00	0.00	0.00	0.00	0.00	2,182,672.27

(In Rs.)

Government of Nepal
Ministry of Finance
Financial Comptroller General Office
Ministry and Economic Code Wise Expenditure
Fiscal Year: 2078/79

(in Rs.)

Ministry/ Budget Entity	Economic Codes	Economic Heads	GoN Cash	Cash Grant	Cash Loan	Reimbursable Grant	Reimbursable Loan	Direct Grant	Direct Loan	Commodity Grant	Total Expenditure
	28211	Refund Of Revenue	380,000.00	0.00	0.00	0.00	0.00	0.00	0.00	0.00	380,000.00
	28911	Current Contingency Expenses	0.00	0.00	0.00	0.00	0.00	0.00	0.00	0.00	0.00
	31112	Non-Residential Building Purchase/Construction	33,924,027.21	0.00	11,530,003.00	0.00	0.00	0.00	26,638,516.30	0.00	72,092,546.51
	31113	Capital Formation - Building	40,201,214.30	0.00	0.00	0.00	0.00	0.00	0.00	0.00	40,201,214.30
	31114	Land Development Work	99,245.00	0.00	0.00	0.00	0.00	0.00	0.00	0.00	99,245.00
	31121	Transport Vehicle	22,852,533.50	0.00	9,999,779.00	0.00	0.00	0.00	0.00	0.00	32,852,312.50
	31122	Machinery And Implements	790,792,756.13	0.00	48,320,493.00	0.00	0.00	0.00	0.00	0.00	839,113,249.13
	31123	Furniture & Fixtures	18,683,328.95	0.00	829,046.70	0.00	0.00	0.00	0.00	0.00	19,512,375.65
	31132	Expense On Research And Development	0.00	0.00	0.00	0.00	0.00	0.00	0.00	0.00	0.00
	31134	Expense On Computer Software Construction And Procurement	7,124,836.90	0.00	0.00	0.00	0.00	0.00	0.00	0.00	7,124,836.90
	31135	Capital Consultancy Expense	939,363,242.76	0.00	622,905,687.31	0.00	206,519,865.17	0.00	436,256,933.19	0.00	2,205,045,728.43
	31151	Road & Bridge Construction	42,999,223,046.61	0.00	18,861,325,365.45	293,495,868.23	6,422,429,956.52	126,845,137.00	7,343,503,893.16	0.00	76,046,823,266.97
	31152	Railway & Airport Construction	1,433,482,940.53	0.00	944,199,184.86	0.00	0.00	0.00	0.00	0.00	2,377,682,125.39
	31157	Forest And Environment Protection	0.00	0.00	30,000,000.00	0.00	0.00	0.00	0.00	0.00	30,000,000.00
	31159	Other Public Construction Works	5,260,075.00	0.00	0.00	0.00	0.00	0.00	0.00	0.00	5,260,075.00
	31161	Expenses For Infrastructure Improvement Of Constructed Building	500,000.00	0.00	0.00	0.00	0.00	0.00	0.00	0.00	500,000.00
	31171	Capital Improvement Expenditure Public Works	2,256,764.00	0.00	0.00	0.00	0.00	0.00	0.00	0.00	2,256,764.00
	31411	Expense On Land Acquisition	2,026,283,070.16	0.00	1,543,303,940.56	0.00	0.00	0.00	0.00	0.00	3,569,592,010.72
340	Ministry of Women, Children and Senior Citizen		444,104,853.40	0.00	0.00	0.00	0.00	7,252,523.15	0.00	0.00	451,357,376.55
	21111	Remuneration, Employees	61,607,485.06	0.00	0.00	0.00	0.00	0.00	0.00	0.00	61,607,485.06
	21112	Remuneration, Officials	3,403,913.00	0.00	0.00	0.00	0.00	0.00	0.00	0.00	3,403,913.00
	21121	Dress	1,180,000.00	0.00	0.00	0.00	0.00	0.00	0.00	0.00	1,180,000.00
	21122	Food Grain	6,150,320.86	0.00	0.00	0.00	0.00	0.00	0.00	0.00	6,150,320.86
	21131	Local Allowance	8,280.00	0.00	0.00	0.00	0.00	0.00	0.00	0.00	8,280.00
	21132	Dearness Allowance	2,516,773.00	0.00	0.00	0.00	0.00	0.00	0.00	0.00	2,516,773.00
	21134	Meeting Allowance Of Employees	2,363,134.00	0.00	0.00	0.00	0.00	0.00	0.00	0.00	2,363,134.00

Government of Nepal
Ministry of Finance
Financial Comptroller General Office
Ministry and Economic Code Wise Expenditure
Fiscal Year: 2078/79

(In Rs.)

Ministry/ Budget Entity	Economic Codes	Economic Heads	GoN Cash	Cash Grant	Cash Loan	Reimbursable Grant	Reimbursable Loan	Direct Grant	Direct Loan	Commodity Grant	Total Expenditure
21139		Other Allowance	724,131.50	0.00	0.00	0.00	0.00	0.00	0.00	0.00	724,131.50
21141		Meeting Allowance For Official	193,675.00	0.00	0.00	0.00	0.00	0.00	0.00	0.00	193,675.00
21142		Other Facilities For The Official	58,500.00	0.00	0.00	0.00	0.00	0.00	0.00	0.00	58,500.00
21149		Other Allowance For The Office Bearers	1,181,244.00	0.00	0.00	0.00	0.00	0.00	0.00	0.00	1,181,244.00
21212		Expenses Of Fund On Contribution Based Employee's Pension And Gratuity	29,155.70	0.00	0.00	0.00	0.00	0.00	0.00	0.00	29,155.70
21213		Expenses Of Fund On Contribution Based Employee's Insurance	417,076.00	0.00	0.00	0.00	0.00	0.00	0.00	0.00	417,076.00
22111		Water And Electricity	4,136,412.57	0.00	0.00	0.00	0.00	0.00	0.00	0.00	4,136,412.57
22112		Communication Fee	2,075,511.64	0.00	0.00	0.00	0.00	0.00	0.00	0.00	2,075,511.64
22211		Fuel (For Officials)	599,910.74	0.00	0.00	0.00	0.00	0.00	0.00	0.00	599,910.74
22212		Fuel For Official Purpose	6,344,023.87	0.00	0.00	0.00	0.00	0.00	0.00	0.00	6,344,023.87
22213		Vehicle Maintenance Expenditure /Cost	5,029,672.50	0.00	0.00	0.00	0.00	0.00	0.00	0.00	5,029,672.50
22214		Insurance And Renewal Expenditure/Cost	1,624,871.50	0.00	0.00	0.00	0.00	0.00	0.00	0.00	1,624,871.50
22221		Machinery And Equipment Maintenance And Operation Expenditure	1,358,046.00	0.00	0.00	0.00	0.00	0.00	0.00	0.00	1,358,046.00
22231		Constructed Public Property Maintenance Expenditure	2,126,085.00	0.00	0.00	0.00	0.00	0.00	0.00	0.00	2,126,085.00
22291		Operation And Maintenance Expenditure Of Other Property	2,748,711.00	0.00	0.00	0.00	0.00	0.00	0.00	0.00	2,748,711.00
22311		Stationeries And Office Goods	7,074,793.83	0.00	0.00	0.00	0.00	0.00	0.00	0.00	7,074,793.83
22313		Books And Materials Expenditure	201,672.00	0.00	0.00	0.00	0.00	0.00	0.00	0.00	201,672.00
22314		Fuel - Other Purpose	1,133,939.00	0.00	0.00	0.00	0.00	0.00	0.00	0.00	1,133,939.00
22315		Publication Expenditure Of Newspaper, Printing And Information	3,015,100.45	0.00	0.00	0.00	0.00	0.00	0.00	0.00	3,015,100.45
22411		Expenditure On Services And Consultancy	494,940.00	0.00	0.00	0.00	0.00	0.00	0.00	0.00	494,940.00
22412		Expenditure On Information System And Software Operation	99,440.00	0.00	0.00	0.00	0.00	0.00	0.00	0.00	99,440.00

Government of Nepal
Ministry of Finance
Financial Comptroller General Office
Ministry and Economic Code Wise Expenditure
Fiscal Year: 2078/79

(In Rs.)

Ministry/ Budget Entity	Economic Codes	Economic Heads	GoN Cash	Cash Grant	Cash Loan	Reimbursable Grant	Reimbursable Loan	Direct Grant	Direct Loan	Commodity Grant	Total Expenditure
	22413	Contract Services Fee	22,143,138.97	0.00	0.00	0.00	0.00	0.00	0.00	0.00	22,143,138.97
	22419	Other Services Fee	199,578.00	0.00	0.00	0.00	0.00	0.00	0.00	0.00	199,578.00
	22511	Expenditure Related To Training Of Staff	506,769.00	0.00	0.00	0.00	0.00	0.00	0.00	0.00	506,769.00
	22512	Expenditure Related To Skill Development And Public Awareness And Workshop	940,480.00	0.00	0.00	0.00	0.00	0.00	0.00	0.00	940,480.00
	22522	Program Expenditure	137,111,964.54	0.00	0.00	0.00	0.00	0.00	0.00	0.00	137,111,964.54
	22529	Miscellaneous Program Expenditure	468,495.00	0.00	0.00	0.00	0.00	0.00	0.00	0.00	468,495.00
	22611	Monitoring, Evaluation Expenditure	3,377,386.11	0.00	0.00	0.00	0.00	0.00	0.00	0.00	3,377,386.11
	22612	Travelling Expenditure	961,842.00	0.00	0.00	0.00	0.00	0.00	0.00	0.00	961,842.00
	22711	Miscellaneous Expenditure	4,488,425.92	0.00	0.00	0.00	0.00	0.00	0.00	0.00	4,488,425.92
	26411	Non -Conditional Current Grant Provided To Government Entity, Foundation, Committee, And Boards	0.00	0.00	0.00	0.00	0.00	7,252,523.15	0.00	0.00	7,252,523.15
	26412	Conditional Current Grant Provided To Government Entity, Foundation, And Boards	4,191,555.00	0.00	0.00	0.00	0.00	0.00	0.00	0.00	4,191,555.00
	26413	Conditional Current Grant Provided To Other Institutions	79,922,783.00	0.00	0.00	0.00	0.00	0.00	0.00	0.00	79,922,783.00
	26423	Conditional Capital Grant To Other Agencies	19,988,600.00	0.00	0.00	0.00	0.00	0.00	0.00	0.00	19,988,600.00
	27111	Social Security	1,337,715.00	0.00	0.00	0.00	0.00	0.00	0.00	0.00	1,337,715.00
	27213	Medical Purchase Expenses	2,979,230.00	0.00	0.00	0.00	0.00	0.00	0.00	0.00	2,979,230.00
	28142	House Rent	99,000.00	0.00	0.00	0.00	0.00	0.00	0.00	0.00	99,000.00
	28143	Rent For Transport Vehicle And Machinery Implements	729,200.00	0.00	0.00	0.00	0.00	0.00	0.00	0.00	729,200.00
	31112	Non-Residential Building Purchase/Construction	33,343,856.00	0.00	0.00	0.00	0.00	0.00	0.00	0.00	33,343,856.00
	31113	Capital Formation - Building	1,967,113.33	0.00	0.00	0.00	0.00	0.00	0.00	0.00	1,967,113.33
	31122	Machinery And Implements	2,490,254.00	0.00	0.00	0.00	0.00	0.00	0.00	0.00	2,490,254.00
	31123	Furniture & Fixtures	2,375,920.50	0.00	0.00	0.00	0.00	0.00	0.00	0.00	2,375,920.50

Government of Nepal
Ministry of Finance
Financial Comptroller General Office
Ministry and Economic Code Wise Expenditure
Fiscal Year: 2078/79

(In Rs.)

Ministry/ Budget Entity	Economic Codes	Economic Heads	GoN Cash	Cash Grant	Cash Loan	Reimbursable Grant	Reimbursable Loan	Direct Grant	Direct Loan	Commodity Grant	Total Expenditure
	31132	Expense On Research And Development	992,000.00	0.00	0.00	0.00	0.00	0.00	0.00	0.00	992,000.00
	31134	Expense On Computer Software Construction And Procurement	50,000.00	0.00	0.00	0.00	0.00	0.00	0.00	0.00	50,000.00
	31161	Expenses For Infrastructure Improvement Of Constructed Building	5,442,728.81	0.00	0.00	0.00	0.00	0.00	0.00	0.00	5,442,728.81
	31171	Capital Improvement Expenditure Public Works	100,000.00	0.00	0.00	0.00	0.00	0.00	0.00	0.00	100,000.00
343		Ministry of Youth and Sports	1,326,045,879.92	0.00	0.00	0.00	0.00	0.00	0.00	0.00	1,326,045,879.92
	21111	Remuneration, Employees	365,894,738.26	0.00	0.00	0.00	0.00	0.00	0.00	0.00	365,894,738.26
	21112	Remuneration, Officials	24,308,802.00	0.00	0.00	0.00	0.00	0.00	0.00	0.00	24,308,802.00
	21121	Dress	6,060,000.00	0.00	0.00	0.00	0.00	0.00	0.00	0.00	6,060,000.00
	21123	Medical Treatment Expenses	8,079,018.00	0.00	0.00	0.00	0.00	0.00	0.00	0.00	8,079,018.00
	21131	Local Allowance	1,687,005.48	0.00	0.00	0.00	0.00	0.00	0.00	0.00	1,687,005.48
	21132	Dearness Allowance	14,248,665.98	0.00	0.00	0.00	0.00	0.00	0.00	0.00	14,248,665.98
	21134	Meeting Allowance Of Employees	4,078,355.00	0.00	0.00	0.00	0.00	0.00	0.00	0.00	4,078,355.00
	21139	Other Allowance	504,412.00	0.00	0.00	0.00	0.00	0.00	0.00	0.00	504,412.00
	21141	Meeting Allowance For Official	217,000.00	0.00	0.00	0.00	0.00	0.00	0.00	0.00	217,000.00
	21142	Other Facilities For The Official	98,047.00	0.00	0.00	0.00	0.00	0.00	0.00	0.00	98,047.00
	21149	Other Allowance For The Office Bearers	135,201.49	0.00	0.00	0.00	0.00	0.00	0.00	0.00	135,201.49
	21212	Expenses Of Fund On Contribution Based Employee's Pension And Gratuity	8,288.70	0.00	0.00	0.00	0.00	0.00	0.00	0.00	8,288.70
	21213	Expenses Of Fund On Contribution Based Employee's Insurance	3,874,471.77	0.00	0.00	0.00	0.00	0.00	0.00	0.00	3,874,471.77
	22111	Water And Electricity	10,210,641.12	0.00	0.00	0.00	0.00	0.00	0.00	0.00	10,210,641.12
	22112	Communication Fee	3,329,405.66	0.00	0.00	0.00	0.00	0.00	0.00	0.00	3,329,405.66
	22211	Fuel (For Officials)	1,081,289.20	0.00	0.00	0.00	0.00	0.00	0.00	0.00	1,081,289.20
	22212	Fuel For Official Purpose	6,737,300.40	0.00	0.00	0.00	0.00	0.00	0.00	0.00	6,737,300.40
	22213	Vehicle Maintenance Expenditure /Cost	6,632,935.00	0.00	0.00	0.00	0.00	0.00	0.00	0.00	6,632,935.00

Government of Nepal
Ministry of Finance
Financial Comptroller General Office
Ministry and Economic Code Wise Expenditure
Fiscal Year: 2078/79

(In Rs.)

Ministry/ Budget Entity	Economic Codes	Economic Heads	GoN Cash	Cash Grant	Cash Loan	Reimbursable Grant	Reimbursable Loan	Direct Grant	Direct Loan	Commodity Grant	Total Expenditure
	22214	Insurance And Renewal Expenditure/Cost	21,752,571.95	0.00	0.00	0.00	0.00	0.00	0.00	0.00	21,752,571.95
	22221	Machinery And Equipment Maintenance And Operation Expenditure	1,215,733.00	0.00	0.00	0.00	0.00	0.00	0.00	0.00	1,215,733.00
	22231	Constructed Public Property Maintenance Expenditure	162,799.00	0.00	0.00	0.00	0.00	0.00	0.00	0.00	162,799.00
	22291	Operation And Maintenance Expenditure Of Other Property	704,706.00	0.00	0.00	0.00	0.00	0.00	0.00	0.00	704,706.00
	22311	Stationeries And Office Goods	13,032,282.40	0.00	0.00	0.00	0.00	0.00	0.00	0.00	13,032,282.40
	22314	Fuel – Other Purpose	399,342.00	0.00	0.00	0.00	0.00	0.00	0.00	0.00	399,342.00
	22315	Publication Expenditure Of Newspaper, Printing And Information	921,804.00	0.00	0.00	0.00	0.00	0.00	0.00	0.00	921,804.00
	22319	Expenditure On Operation Of Other Office	2,818,140.00	0.00	0.00	0.00	0.00	0.00	0.00	0.00	2,818,140.00
	22411	Expenditure On Services And Consultancy	394,362.00	0.00	0.00	0.00	0.00	0.00	0.00	0.00	394,362.00
	22413	Contract Services Fee	157,905,976.78	0.00	0.00	0.00	0.00	0.00	0.00	0.00	157,905,976.78
	22419	Other Services Fee	146,900.00	0.00	0.00	0.00	0.00	0.00	0.00	0.00	146,900.00
	22511	Expenditure Related To Training Of Staff	3,742,289.00	0.00	0.00	0.00	0.00	0.00	0.00	0.00	3,742,289.00
	22512	Expenditure Related To Skill Development And Public Awareness And Workshop	11,310,627.00	0.00	0.00	0.00	0.00	0.00	0.00	0.00	11,310,627.00
	22522	Program Expenditure	196,854,299.86	0.00	0.00	0.00	0.00	0.00	0.00	0.00	196,854,299.86
	22529	Miscellaneous Program Expenditure	124,500.00	0.00	0.00	0.00	0.00	0.00	0.00	0.00	124,500.00
	22611	Monitoring, Evaluation Expenditure	6,336,241.00	0.00	0.00	0.00	0.00	0.00	0.00	0.00	6,336,241.00
	22612	Travelling Expenditure	3,472,628.00	0.00	0.00	0.00	0.00	0.00	0.00	0.00	3,472,628.00
	22619	Other Travelling Expenditure	360,098.00	0.00	0.00	0.00	0.00	0.00	0.00	0.00	360,098.00
	22711	Miscellaneous Expenditure	4,731,317.00	0.00	0.00	0.00	0.00	0.00	0.00	0.00	4,731,317.00
	26412	Conditional Current Grant Provided To Government Entity, Foundation, And Boards	3,038,000.00	0.00	0.00	0.00	0.00	0.00	0.00	0.00	3,038,000.00

Government of Nepal
Ministry of Finance
Financial Comptroller General Office
Ministry and Economic Code Wise Expenditure
Fiscal Year: 2078/79

(In Rs.)

Ministry/ Budget Entity	Economic Codes	Economic Heads	GoN Cash	Cash Grant	Cash Loan	Reimbursable Grant	Reimbursable Loan	Direct Grant	Direct Loan	Commodity Grant	Total Expenditure
26413		Conditional Current Grant Provided To Other Institutions	77,687,930.22	0.00	0.00	0.00	0.00	0.00	0.00	0.00	77,687,930.22
26422		Conditional Capital Grant To Government Entity, Committee, Board	0.00	0.00	0.00	0.00	0.00	0.00	0.00	0.00	0.00
27312		Gratuity	96,672,207.50	0.00	0.00	0.00	0.00	0.00	0.00	0.00	96,672,207.50
27313		Accumulated Leave Of Retiree	23,974,254.00	0.00	0.00	0.00	0.00	0.00	0.00	0.00	23,974,254.00
27314		Medical Treatment Of Retirees	23,769,327.00	0.00	0.00	0.00	0.00	0.00	0.00	0.00	23,769,327.00
27315		Facility Or Assistance To Deceased Employee	750,000.00	0.00	0.00	0.00	0.00	0.00	0.00	0.00	750,000.00
28142		House Rent	6,738,156.00	0.00	0.00	0.00	0.00	0.00	0.00	0.00	6,738,156.00
31122		Machinery And Implements	3,045,013.00	0.00	0.00	0.00	0.00	0.00	0.00	0.00	3,045,013.00
31123		Furniture & Fixtures	1,480,569.00	0.00	0.00	0.00	0.00	0.00	0.00	0.00	1,480,569.00
31134		Expense On Computer Software Construction And Procurement	700,035.00	0.00	0.00	0.00	0.00	0.00	0.00	0.00	700,035.00
31159		Other Public Construction Works	195,158,981.15	0.00	0.00	0.00	0.00	0.00	0.00	0.00	195,158,981.15
31161		Expenses For Infrastructure Improvement Of Constructed Building	2,459,213.00	0.00	0.00	0.00	0.00	0.00	0.00	0.00	2,459,213.00
31171		Capital Improvement Expenditure Public Works	7,000,000.00	0.00	0.00	0.00	0.00	0.00	0.00	0.00	7,000,000.00
345		Ministry of Defense	53,182,541,946.49	0.00	0.00	0.00	0.00	0.00	0.00	0.00	53,182,541,946.49
21111		Remuneration, Employees	33,586,917,539.42	0.00	0.00	0.00	0.00	0.00	0.00	0.00	33,586,917,539.42
21112		Remuneration, Officials	1,418,998.00	0.00	0.00	0.00	0.00	0.00	0.00	0.00	1,418,998.00
21121		Dress	1,366,029,221.00	0.00	0.00	0.00	0.00	0.00	0.00	0.00	1,366,029,221.00
21122		Food Grain	5,937,159,441.97	0.00	0.00	0.00	0.00	0.00	0.00	0.00	5,937,159,441.97
21131		Local Allowance	184,437,447.03	0.00	0.00	0.00	0.00	0.00	0.00	0.00	184,437,447.03
21132		Dearness Allowance	1,970,071,028.09	0.00	0.00	0.00	0.00	0.00	0.00	0.00	1,970,071,028.09
21134		Meeting Allowance Of Employees	295,900.00	0.00	0.00	0.00	0.00	0.00	0.00	0.00	295,900.00
21139		Other Allowance	1,295,338,087.74	0.00	0.00	0.00	0.00	0.00	0.00	0.00	1,295,338,087.74
21142		Other Facilities For The Official	6,900.00	0.00	0.00	0.00	0.00	0.00	0.00	0.00	6,900.00
21212		Expenses Of Fund On Contribution Based Employee's Pension And Gratuity	210,437,606.09	0.00	0.00	0.00	0.00	0.00	0.00	0.00	210,437,606.09

Government of Nepal
Ministry of Finance
Financial Comptroller General Office
Ministry and Economic Code Wise Expenditure
Fiscal Year: 2078/79

(in Rs.)

Ministry/ Budget Entity	Economic Codes	Economic Heads	GoN Cash	Cash Grant	Cash Loan	Reimbursable Grant	Reimbursable Loan	Direct Grant	Direct Loan	Commodity Grant	Total Expenditure
	21213	Expenses Of Fund On Contribution Based Employee's Insurance	394,511,732.54	0.00	0.00	0.00	0.00	0.00	0.00	0.00	394,511,732.54
	22111	Water And Electricity	327,680,372.32	0.00	0.00	0.00	0.00	0.00	0.00	0.00	327,680,372.32
	22112	Communication Fee	70,567,782.78	0.00	0.00	0.00	0.00	0.00	0.00	0.00	70,567,782.78
	22211	Fuel (For Officials)	632,916.00	0.00	0.00	0.00	0.00	0.00	0.00	0.00	632,916.00
	22212	Fuel For Official Purpose	539,762,852.06	0.00	0.00	0.00	0.00	0.00	0.00	0.00	539,762,852.06
	22213	Vehicle Maintenance Expenditure /Cost	237,847,869.96	0.00	0.00	0.00	0.00	0.00	0.00	0.00	237,847,869.96
	22214	Insurance And Renewal Expenditure/Cost	185,814,098.02	0.00	0.00	0.00	0.00	0.00	0.00	0.00	185,814,098.02
	22221	Machinery And Equipment Maintenance And Operation Expenditure	306,052,001.33	0.00	0.00	0.00	0.00	0.00	0.00	0.00	306,052,001.33
	22231	Constructed Public Property Maintenance Expenditure	203,581,272.08	0.00	0.00	0.00	0.00	0.00	0.00	0.00	203,581,272.08
	22291	Operation And Maintenance Expenditure Of Other Property	16,315,858.49	0.00	0.00	0.00	0.00	0.00	0.00	0.00	16,315,858.49
	22311	Stationeries And Office Goods	216,637,890.35	0.00	0.00	0.00	0.00	0.00	0.00	0.00	216,637,890.35
	22312	Stationeries And Office Goods	88,063,181.06	0.00	0.00	0.00	0.00	0.00	0.00	0.00	88,063,181.06
	22313	Books And Materials Expenditure	3,647,275.00	0.00	0.00	0.00	0.00	0.00	0.00	0.00	3,647,275.00
	22314	Fuel - Other Purpose	38,425,062.19	0.00	0.00	0.00	0.00	0.00	0.00	0.00	38,425,062.19
	22315	Publication Expenditure Of Newspaper, Printing And Information	50,081,029.61	0.00	0.00	0.00	0.00	0.00	0.00	0.00	50,081,029.61
	22319	Expenditure On Operation Of Other Office	2,398,234.80	0.00	0.00	0.00	0.00	0.00	0.00	0.00	2,398,234.80
	22411	Expenditure On Services And Consultancy	15,735,080.00	0.00	0.00	0.00	0.00	0.00	0.00	0.00	15,735,080.00
	22412	Expenditure On Information System And Software Operation	7,009,209.40	0.00	0.00	0.00	0.00	0.00	0.00	0.00	7,009,209.40
	22413	Contract Services Fee	7,518,012.00	0.00	0.00	0.00	0.00	0.00	0.00	0.00	7,518,012.00
	22511	Expenditure Related To Training Of Staff	247,087,281.46	0.00	0.00	0.00	0.00	0.00	0.00	0.00	247,087,281.46
	22522	Program Expenditure	13,229,319.00	0.00	0.00	0.00	0.00	0.00	0.00	0.00	13,229,319.00

Government of Nepal
Ministry of Finance
Financial Comptroller General Office
Ministry and Economic Code Wise Expenditure
Fiscal Year: 2078/79

(In Rs.)

Ministry/ Budget Entity	Economic Codes	Economic Heads	GoN Cash	Cash Grant	Cash Loan	Reimbursable Grant	Reimbursable Loan	Direct Grant	Direct Loan	Commodity Grant	Total Expenditure
	22529	Miscellaneous Program Expenditure	12,759,440.00	0.00	0.00	0.00	0.00	0.00	0.00	0.00	12,759,440.00
	22611	Monitoring, Evaluation Expenditure	14,267,953.12	0.00	0.00	0.00	0.00	0.00	0.00	0.00	14,267,953.12
	22612	Travelling Expenditure	328,313,574.18	0.00	0.00	0.00	0.00	0.00	0.00	0.00	328,313,574.18
	22711	Miscellaneous Expenditure	94,022,609.05	0.00	0.00	0.00	0.00	0.00	0.00	0.00	94,022,609.05
	26211	International Membership Fee And Support	1,303,212.00	0.00	0.00	0.00	0.00	0.00	0.00	0.00	1,303,212.00
	26411	Non-Conditional Current Grant Provided To Government Entity, Foundation, Committee, And Boards	400,000.00	0.00	0.00	0.00	0.00	0.00	0.00	0.00	400,000.00
	26413	Conditional Current Grant Provided To Other Institutions	14,944,000.00	0.00	0.00	0.00	0.00	0.00	0.00	0.00	14,944,000.00
	27211	Scholarship	6,886,000.00	0.00	0.00	0.00	0.00	0.00	0.00	0.00	6,886,000.00
	27213	Medical Purchase Expenses	161,348,199.08	0.00	0.00	0.00	0.00	0.00	0.00	0.00	161,348,199.08
	28141	Rent Of Land	3,466,758.18	0.00	0.00	0.00	0.00	0.00	0.00	0.00	3,466,758.18
	28142	House Rent	2,503,523.00	0.00	0.00	0.00	0.00	0.00	0.00	0.00	2,503,523.00
	28143	Rent For Transport Vehicle And Machinery Implements	88,954,993.00	0.00	0.00	0.00	0.00	0.00	0.00	0.00	88,954,993.00
	28149	Other Rent	18,729,750.00	0.00	0.00	0.00	0.00	0.00	0.00	0.00	18,729,750.00
	31112	Non-Residential Building Purchase/Construction	1,660,372,625.40	0.00	0.00	0.00	0.00	0.00	0.00	0.00	1,660,372,625.40
	31121	Transport Vehicle	16,077,700.00	0.00	0.00	0.00	0.00	0.00	0.00	0.00	16,077,700.00
	31122	Machinery And Implements	760,625,110.70	0.00	0.00	0.00	0.00	0.00	0.00	0.00	760,625,110.70
	31123	Furniture & Fixtures	55,088,784.76	0.00	0.00	0.00	0.00	0.00	0.00	0.00	55,088,784.76
	31134	Expense On Computer Software Construction And Procurement	2,855,405.00	0.00	0.00	0.00	0.00	0.00	0.00	0.00	2,855,405.00
	31135	Capital Consultancy Expense	2,863,598.00	0.00	0.00	0.00	0.00	0.00	0.00	0.00	2,863,598.00
	31141	Expenses For Acquisition Of Security Equipment	154,031,000.00	0.00	0.00	0.00	0.00	0.00	0.00	0.00	154,031,000.00
	31151	Road & Bridge Construction	69,104,016.14	0.00	0.00	0.00	0.00	0.00	0.00	0.00	69,104,016.14
	31152	Railway & Airport Construction	24,263,544.00	0.00	0.00	0.00	0.00	0.00	0.00	0.00	24,263,544.00
	31153	Hydropower Infrastructure Construction	34,698,009.64	0.00	0.00	0.00	0.00	0.00	0.00	0.00	34,698,009.64

Government of Nepal
Ministry of Finance
Financial Comptroller General Office
Ministry and Economic Code Wise Expenditure
Fiscal Year: 2078/79

Ministry/ Budget Entity	Economic Codes	Economic Heads	GoN Cash	Cash Grant	Cash Loan	Reimbursable Grant	Reimbursable Loan	Direct Grant	Direct Loan	Commodity Grant	Total Expenditure	(in Rs.)
31154		River Embankment And Bundh Construction	17,806,965.42	0.00	0.00	0.00	0.00	0.00	0.00	0.00	17,806,965.42	
31156		Water Supply Infrastructure Construction	48,777,813.07	0.00	0.00	0.00	0.00	0.00	0.00	0.00	48,777,813.07	
31158		Sanitation Infrastructure Construction	3,133,014.65	0.00	0.00	0.00	0.00	0.00	0.00	0.00	3,133,014.65	
31159		Other Public Construction Works	1,897,535,499.57	0.00	0.00	0.00	0.00	0.00	0.00	0.00	1,897,535,499.57	
31161		Expenses For Infrastructure Improvement Of Constructed Building	56,269,448.84	0.00	0.00	0.00	0.00	0.00	0.00	0.00	56,269,448.84	
31171		Capital Improvement Expenditure Public Works	10,472,229.90	0.00	0.00	0.00	0.00	0.00	0.00	0.00	10,472,229.90	
31411		Expense On Land Acquisition	115,956,670.00	0.00	0.00	0.00	0.00	0.00	0.00	0.00	115,956,670.00	
347	Ministry of Urban Development		17,080,472,888.13	0.00	2,240,663,664.35	0.00	1,176,496,998.20	0.00	1,098,917,363.43	0.00	21,596,555,914.11	
21111		Remuneration, Employees	316,639,981.57	0.00	0.00	0.00	0.00	0.00	0.00	0.00	316,639,981.57	
21112		Remuneration, Officials	3,926,135.00	0.00	0.00	0.00	0.00	0.00	0.00	0.00	3,926,135.00	
21121		Dress	5,795,960.00	0.00	0.00	0.00	0.00	0.00	0.00	0.00	5,795,960.00	
21131		Local Allowance	2,566,645.00	0.00	0.00	0.00	0.00	0.00	0.00	0.00	2,566,645.00	
21132		Dearness Allowance	11,583,342.00	0.00	0.00	0.00	0.00	0.00	0.00	0.00	11,583,342.00	
21134		Meeting Allowance Of Employees	3,829,755.00	0.00	0.00	0.00	94,500.00	0.00	0.00	0.00	3,924,255.00	
21139		Other Allowance	2,094,075.00	0.00	0.00	0.00	3,300.00	0.00	0.00	0.00	2,097,375.00	
21142		Other Facilities For The Official	26,032.00	0.00	0.00	0.00	0.00	0.00	0.00	0.00	26,032.00	
21149		Other Allowance For The Office Bearers	30,371.00	0.00	0.00	0.00	0.00	0.00	0.00	0.00	30,371.00	
21212		Expenses Of Fund On Contribution Based Employee's Pension And Gratuity	8,000.00	0.00	0.00	0.00	0.00	0.00	0.00	0.00	8,000.00	
21213		Expenses Of Fund On Contribution Based Employee's Insurance	2,007,937.00	0.00	0.00	0.00	0.00	0.00	0.00	0.00	2,007,937.00	
22111		Water And Electricity	44,652,627.51	0.00	0.00	0.00	386,331.00	0.00	0.00	0.00	45,040,958.51	
22112		Communication Fee	11,037,908.93	0.00	0.00	0.00	246,327.64	0.00	0.00	0.00	11,284,236.57	
22211		Fuel (For Officials)	1,765,690.30	0.00	0.00	0.00	0.00	0.00	0.00	0.00	1,765,690.30	
22212		Fuel For Official Purpose	21,632,325.16	0.00	0.00	0.00	896,257.50	0.00	0.00	0.00	22,528,582.66	

Government of Nepal
Ministry of Finance
Financial Comptroller General Office
Ministry and Economic Code Wise Expenditure
Fiscal Year: 2078/79

(In Rs.)

Ministry/ Budget Entity	Economic Codes	Economic Heads	GoN Cash	Cash Grant	Cash Loan	Reimbursable Grant	Reimbursable Loan	Direct Grant	Direct Loan	Commodity Grant	Total Expenditure
	22213	Vehicle Maintenance Expenditure /Cost	14,119,496.42	0.00	0.00	0.00	780,366.50	0.00	0.00	0.00	14,899,862.92
	22214	Insurance And Renewal Expenditure/Cost	4,287,431.18	0.00	0.00	0.00	102,533.95	0.00	0.00	0.00	4,389,965.13
	22221	Machinery And Equipment Maintenance And Operation Expenditure	9,988,902.75	0.00	0.00	0.00	183,754.25	0.00	0.00	0.00	10,142,657.00
	22231	Constructed Public Property Maintenance Expenditure	1,899,999.00	0.00	0.00	0.00	0.00	0.00	0.00	0.00	1,899,999.00
	22291	Operation And Maintenance Expenditure Of Other Property	293,453.00	0.00	0.00	0.00	69,507.00	0.00	0.00	0.00	362,960.00
	22311	Stationeries And Office Goods	66,559,378.35	0.00	0.00	0.00	3,662,550.00	0.00	0.00	0.00	70,221,928.35
	22313	Books And Materials Expenditure	686,296.00	0.00	0.00	0.00	0.00	0.00	0.00	0.00	686,296.00
	22314	Fuel – Other Purpose	690,296.50	0.00	0.00	0.00	30,737.50	0.00	0.00	0.00	721,034.00
	22315	Publication Expenditure Of Newspaper, Printing And Information	3,425,959.21	0.00	0.00	0.00	500,000.00	0.00	0.00	0.00	3,925,959.21
	22319	Expenditure On Operation Of Other Office	42,361,585.23	0.00	0.00	0.00	99,999.80	0.00	0.00	0.00	42,461,585.03
	22411	Expenditure On Services And Consultancy	3,994,836.00	0.00	0.00	0.00	0.00	0.00	0.00	0.00	3,994,836.00
	22412	Expenditure On Information System And Software Operation	2,375,804.33	0.00	0.00	0.00	0.00	0.00	0.00	0.00	2,375,804.33
	22413	Contract Services Fee	202,321,698.17	0.00	0.00	0.00	4,789,544.88	0.00	0.00	0.00	207,111,243.05
	22511	Expenditure Related To Training Of Staff	3,541,891.00	0.00	0.00	0.00	0.00	0.00	0.00	0.00	3,541,891.00
	22512	Expenditure Related To Skill Development And Public Awareness And Workshop	1,145,061.34	0.00	0.00	0.00	3,020,554.00	0.00	0.00	0.00	4,165,615.34
	22522	Program Expenditure	11,575,321.07	0.00	0.00	0.00	488,160.00	0.00	15,639,612.38	0.00	27,603,093.45
	22529	Miscellaneous Program Expenditure	314,160.00	0.00	0.00	0.00	0.00	0.00	0.00	0.00	314,160.00
	22611	Monitoring, Evaluation Expenditure	9,552,558.00	0.00	0.00	0.00	2,445,051.00	0.00	0.00	0.00	11,997,609.00
	22612	Travelling Expenditure	5,660,207.00	0.00	0.00	0.00	157,971.00	0.00	0.00	0.00	5,818,178.00
	22619	Other Travelling Expenditure	97,905.00	0.00	0.00	0.00	0.00	0.00	0.00	0.00	97,905.00
	22711	Miscellaneous Expenditure	12,776,736.54	0.00	0.00	0.00	1,352,787.00	0.00	0.00	0.00	14,129,523.54

Government of Nepal
Ministry of Finance
Financial Comptroller General Office
Ministry and Economic Code Wise Expenditure
Fiscal Year: 2078/79

(In Rs.)

Ministry/ Budget Entity	Economic Codes	Economic Heads	GoN Cash	Cash Grant	Cash Loan	Reimbursable Grant	Reimbursable Loan	Direct Grant	Direct Loan	Commodity Grant	Total Expenditure
	26412	Conditional Current Grant Provided To Government Entity, Foundation, And Boards	48,866,107.05	0.00	0.00	0.00	21,623,849.70	0.00	0.00	0.00	70,489,956.75
	26422	Conditional Capital Grant To Government Entity, Committee, Board	102,750,695.14	0.00	0.00	0.00	232,667,208.86	0.00	0.00	0.00	335,417,904.00
	27212	Rescue, Relief And Rehabilitation Expenses	170,251.00	0.00	0.00	0.00	0.00	0.00	0.00	0.00	170,251.00
	28142	House Rent	21,018,543.00	0.00	0.00	0.00	0.00	0.00	0.00	0.00	21,018,543.00
	28219	Other Refundable	502,143.00	0.00	0.00	0.00	0.00	0.00	0.00	0.00	502,143.00
	31112	Non-Residential Building Purchase/Construction	3,242,870,293.53	0.00	387,370,438.01	0.00	74,971,034.88	0.00	0.00	0.00	3,705,211,766.42
	31121	Transport Vehicle	471,261.00	0.00	0.00	0.00	0.00	0.00	0.00	0.00	471,261.00
	31122	Machinery And Implements	62,401,292.35	0.00	698,000.00	0.00	15,123,738.00	0.00	0.00	0.00	78,223,030.35
	31123	Furniture & Fixtures	63,425,837.96	0.00	20,349,590.00	0.00	399,892.00	0.00	0.00	0.00	84,175,319.96
	31134	Expense On Computer Software Construction And Procurement	0.00	0.00	0.00	0.00	0.00	0.00	0.00	0.00	0.00
	31135	Capital Consultancy Expense	345,799,557.82	0.00	6,256,983.01	0.00	208,810,738.18	0.00	66,781,047.99	0.00	627,646,327.00
	31151	Road & Bridge Construction	794,604,292.12	0.00	0.00	0.00	589,388,303.56	0.00	0.00	0.00	1,383,992,595.68
	31154	River Embankment And Bundh Construction	9,874,150.56	0.00	0.00	0.00	0.00	0.00	32,672,097.49	0.00	42,546,248.05
	31156	Water Supply Infrastructure Construction	0.00	0.00	0.00	0.00	0.00	0.00	0.00	0.00	0.00
	31158	Sanitation Infrastructure Construction	1,329,693,297.90	0.00	0.00	0.00	14,200,000.00	0.00	983,924,605.57	0.00	2,327,817,903.47
	31159	Other Public Construction Works	9,081,910,413.38	0.00	1,818,001,026.79	0.00	0.00	0.00	0.00	0.00	10,899,911,440.17
	31161	Expenses For Infrastructure Improvement Of Constructed Building	70,130,542.62	0.00	0.00	0.00	0.00	0.00	0.00	0.00	70,130,542.62
	31171	Capital Improvement Expenditure Public Works	508,013,240.56	0.00	0.00	0.00	0.00	0.00	0.00	0.00	508,013,240.56
	31411	Expense On Land Acquisition	572,735,207.58	0.00	7,992,626.54	0.00	0.00	0.00	0.00	0.00	580,727,834.12
350	Ministry of Education, Science and Technology		38,758,204,409.59	27,419,440.00	0.00	107,280,276.17	2,945,957,304.59	453,930,968.25	0.00	323,797,480.39	42,616,989,878.99
	21111	Remuneration, Employees	554,700,507.84	0.00	0.00	13,018,999.06	0.00	0.00	0.00	0.00	567,719,506.90

Government of Nepal
Ministry of Finance
Financial Comptroller General Office
Ministry and Economic Code Wise Expenditure
Fiscal Year: 2078/79

(In Rs.)

Ministry/ Budget Entity	Economic Codes	Economic Heads	GoN Cash	Cash Grant	Cash Loan	Reimbursable Grant	Reimbursable Loan	Direct Grant	Direct Loan	Commodity Grant	Total Expenditure
	21112	Remuneration, Officials	14,477,292.20	0.00	0.00	0.00	0.00	0.00	0.00	0.00	14,477,292.20
	21121	Dress	9,396,700.00	0.00	0.00	310,000.00	0.00	0.00	0.00	0.00	9,706,700.00
	21123	Medical Treatment Expenses	5,529,006.00	0.00	0.00	0.00	0.00	0.00	0.00	0.00	5,529,006.00
	21131	Local Allowance	7,273,097.50	0.00	0.00	1,103,916.50	0.00	0.00	0.00	0.00	8,377,014.00
	21132	Dearness Allowance	20,586,436.30	0.00	0.00	701,789.61	0.00	0.00	0.00	0.00	21,288,225.91
	21134	Meeting Allowance Of Employees	3,242,308.50	0.00	0.00	305,040.00	0.00	0.00	0.00	0.00	3,547,348.50
	21139	Other Allowance	3,531,951.00	0.00	0.00	246,507.00	0.00	0.00	0.00	0.00	3,778,458.00
	21141	Meeting Allowance For Official	218,600.00	0.00	0.00	0.00	0.00	0.00	0.00	0.00	218,600.00
	21142	Other Facilities For The Official	265,412.00	0.00	0.00	0.00	0.00	0.00	0.00	0.00	265,412.00
	21149	Other Allowance For The Office Bearers	2,963,530.00	0.00	0.00	0.00	0.00	0.00	0.00	0.00	2,963,530.00
	21212	Expenses Of Fund On Contribution Based Employee's Pension And Gratuity	43,981.34	0.00	0.00	0.00	0.00	0.00	0.00	0.00	43,981.34
	21213	Expenses Of Fund On Contribution Based Employee's Insurance	3,709,061.60	0.00	0.00	12,787.00	0.00	0.00	0.00	0.00	3,721,848.60
	22111	Water And Electricity	23,157,159.14	0.00	0.00	292,083.66	158,150.00	0.00	0.00	0.00	23,607,392.80
	22112	Communication Fee	18,192,316.62	0.00	0.00	225,350.00	671,650.00	0.00	0.00	0.00	19,089,316.62
	22211	Fuel (For Officials)	1,100,000.00	0.00	0.00	0.00	0.00	0.00	0.00	0.00	1,100,000.00
	22212	Fuel For Official Purpose	33,318,389.79	0.00	0.00	1,056,756.00	2,087,955.00	0.00	0.00	0.00	36,463,100.79
	22213	Vehicle Maintenance Expenditure /Cost	26,625,275.55	0.00	0.00	945,151.00	688,038.00	0.00	0.00	0.00	28,258,464.55
	22214	Insurance And Renewal Expenditure/Cost	6,041,267.96	0.00	0.00	0.00	244,153.00	0.00	0.00	0.00	6,285,420.96
	22221	Machinery And Equipment Maintenance And Operation Expenditure	11,172,590.61	0.00	0.00	526,493.00	300,000.00	0.00	0.00	0.00	11,999,083.61
	22231	Constructed Public Property Maintenance Expenditure	21,204,838.81	0.00	0.00	357,521.00	0.00	0.00	0.00	0.00	21,562,359.81
	22281	Operation And Maintenance Expenditure Of Other Property	6,363,374.32	0.00	0.00	0.00	0.00	0.00	0.00	0.00	6,363,374.32
	22311	Stationeries And Office Goods	41,486,164.93	0.00	0.00	2,325,271.05	899,948.00	0.00	0.00	0.00	44,711,383.98
	22313	Books And Materials Expenditure	4,448,703.40	0.00	0.00	82,442.00	0.00	0.00	0.00	0.00	4,531,145.40
	22314	Fuel - Other Purpose	2,076,089.50	0.00	0.00	0.00	9,550.00	0.00	0.00	0.00	2,085,639.50

Government of Nepal
Ministry of Finance
Financial Comptroller General Office
Ministry and Economic Code Wise Expenditure
Fiscal Year: 2078/79

(In Rs.)

Ministry/ Budget Entity	Economic Codes	Economic Heads	GoN Cash	Cash Grant	Cash Loan	Reimbursable Grant	Reimbursable Loan	Direct Grant	Direct Loan	Commodity Grant	Total Expenditure
	22315	Publication Expenditure Of Newspaper, Printing And Information	15,150,988.38	0.00	0.00	593,237.40	4,177,476.00	0.00	0.00	0.00	19,921,701.78
	22319	Expenditure On Operation Of Other Office	200,000.00	0.00	0.00	0.00	0.00	0.00	0.00	0.00	200,000.00
	22411	Expenditure On Services And Consultancy	13,942,427.83	0.00	0.00	150,970.00	11,746,733.00	0.00	0.00	0.00	25,840,130.83
	22412	Expenditure On Information System And Software Operation	2,366,665.02	0.00	0.00	0.00	0.00	0.00	0.00	0.00	2,366,665.02
	22413	Contract Services Fee	100,814,377.37	0.00	0.00	571,855.55	3,049,910.00	0.00	0.00	0.00	104,436,142.92
	22419	Other Services Fee	19,608,453.00	0.00	0.00	6,234,242.00	0.00	0.00	0.00	0.00	25,842,695.00
	22511	Expenditure Related To Training Of Staff	16,360,374.55	878,471.00	0.00	1,742,050.00	0.00	0.00	0.00	0.00	18,980,895.55
	22512	Expenditure Related To Skill Development And Public Awareness And Workshop	0.00	0.00	0.00	0.00	852,106,082.00	0.00	0.00	0.00	852,106,082.00
	22521	Production Material/Service Expenditure	12,463,748.00	0.00	0.00	0.00	0.00	0.00	0.00	0.00	12,463,748.00
	22522	Program Expenditure	567,530,283.11	10,480,368.00	0.00	65,564,402.44	58,397,006.59	0.00	0.00	323,797,480.39	1,025,769,540.53
	22611	Monitoring, Evaluation Expenditure	27,280,362.00	0.00	0.00	3,223,854.00	21,545,277.00	0.00	0.00	0.00	52,049,493.00
	22612	Travelling Expenditure	3,017,771.00	0.00	0.00	0.00	0.00	0.00	0.00	0.00	3,017,771.00
	22711	Miscellaneous Expenditure	11,566,610.08	0.00	0.00	1,213,944.50	1,999,323.00	0.00	0.00	0.00	14,779,877.58
	26412	Conditional Current Grant Provided To Government Entity, Foundation, And Boards	13,658,424,474.45	16,060,601.00	0.00	752,764.40	44,500,000.00	346,171,735.35	0.00	0.00	14,065,909,575.20
	26413	Conditional Current Grant Provided To Other Institutions	151,032,521.32	0.00	0.00	547,499.00	0.00	0.00	0.00	0.00	151,580,020.32
	26422	Conditional Capital Grant To Government Entity, Committee, Board	3,306,661,964.97	0.00	0.00	0.00	1,829,917,498.00	107,759,232.90	0.00	0.00	5,244,338,695.87
	26423	Conditional Capital Grant To Other Agencies	5,352,134.00	0.00	0.00	0.00	0.00	0.00	0.00	0.00	5,352,134.00
	27211	Scholarship	758,182,767.00	0.00	0.00	0.00	95,773,800.00	0.00	0.00	0.00	853,956,567.00
	27311	Pension And Disability Allowance	13,652,047,249.00	0.00	0.00	0.00	0.00	0.00	0.00	0.00	13,652,047,249.00
	27312	Gratuity	104,981,388.36	0.00	0.00	441,649.00	0.00	0.00	0.00	0.00	105,423,037.36
	27313	Accumulated Leave Of Retiree	1,828,756,133.75	0.00	0.00	0.00	0.00	0.00	0.00	0.00	1,828,756,133.75

Government of Nepal
Ministry of Finance
Financial Comptroller General Office
Ministry and Economic Code Wise Expenditure
Fiscal Year: 2078/79

(In Rs.)

Ministry/ Budget Entity	Economic Codes	Economic Heads	GoN Cash	Cash Grant	Cash Loan	Reimbursable Grant	Reimbursable Loan	Direct Grant	Direct Loan	Commodity Grant	Total Expenditure
27314		Medical Treatment Of Retirees	3,524,157,427.28	0.00	0.00	0.00	0.00	0.00	0.00	0.00	3,524,157,427.28
28142		House Rent	9,071,920.00	0.00	0.00	3,153,424.00	4,778,821.00	0.00	0.00	0.00	17,004,165.00
28143		Rent For Transport Vehicle And Machinery Implements	3,214,791.92	0.00	0.00	100,000.00	174,500.00	0.00	0.00	0.00	3,489,291.92
28149		Other Rent	200,000.00	0.00	0.00	0.00	0.00	0.00	0.00	0.00	200,000.00
31112		Non-Residential Building Purchase/Construction	56,208,837.41	0.00	0.00	410,725.00	0.00	0.00	0.00	0.00	56,619,562.41
31113		Capital Formation - Building	4,952,178.09	0.00	0.00	0.00	0.00	0.00	0.00	0.00	4,952,178.09
31121		Transport Vehicle	1,247,800.00	0.00	0.00	0.00	0.00	0.00	0.00	0.00	1,247,800.00
31122		Machinery And Implements	52,956,252.34	0.00	0.00	972,516.00	12,731,434.00	0.00	0.00	0.00	66,660,202.34
31123		Furniture & Fixtures	9,199,123.02	0.00	0.00	97,036.00	0.00	0.00	0.00	0.00	9,296,159.02
31132		Expense On Research And Development	1,923,900.00	0.00	0.00	0.00	0.00	0.00	0.00	0.00	1,923,900.00
31134		Expense On Computer Software Construction And Procurement	6,873,105.00	0.00	0.00	0.00	0.00	0.00	0.00	0.00	6,873,105.00
31135		Capital Consultancy Expense	6,935,561.00	0.00	0.00	0.00	0.00	0.00	0.00	0.00	6,935,561.00
31156		Water Supply Infrastructure Construction	255,775.00	0.00	0.00	0.00	0.00	0.00	0.00	0.00	255,775.00
31159		Other Public Construction Works	1,481,619.00	0.00	0.00	0.00	0.00	0.00	0.00	0.00	1,481,619.00
31161		Expenses For Infrastructure Improvement Of Constructed Building	2,661,371.43	0.00	0.00	0.00	0.00	0.00	0.00	0.00	2,661,371.43
358		Ministry of Communications and Information Technology	6,095,724,691.40	0.00	0.00	0.00	0.00	0.00	0.00	0.00	6,095,724,691.40
21111		Remuneration, Employees	2,330,186,673.00	0.00	0.00	0.00	0.00	0.00	0.00	0.00	2,330,186,673.00
21112		Remuneration, Officials	5,314,581.00	0.00	0.00	0.00	0.00	0.00	0.00	0.00	5,314,581.00
21121		Dress	25,679,450.00	0.00	0.00	0.00	0.00	0.00	0.00	0.00	25,679,450.00
21123		Medical Treatment Expenses	159,000.00	0.00	0.00	0.00	0.00	0.00	0.00	0.00	159,000.00
21131		Local Allowance	30,975,412.80	0.00	0.00	0.00	0.00	0.00	0.00	0.00	30,975,412.80
21132		Dearness Allowance	60,032,407.46	0.00	0.00	0.00	0.00	0.00	0.00	0.00	60,032,407.46
21134		Meeting Allowance Of Employees	1,369,675.00	0.00	0.00	0.00	0.00	0.00	0.00	0.00	1,369,675.00
21135		Employee Incentive Allowances	0.00	0.00	0.00	0.00	0.00	0.00	0.00	0.00	0.00
21139		Other Allowance	7,442,560.00	0.00	0.00	0.00	0.00	0.00	0.00	0.00	7,442,560.00

Government of Nepal
Ministry of Finance
Financial Comptroller General Office
Ministry and Economic Code Wise Expenditure
Fiscal Year: 2078/79

(in Rs.)

Ministry/ Budget Entity	Economic Codes	Economic Heads	GoN Cash	Cash Grant	Cash Loan	Reimbursable Grant	Reimbursable Loan	Direct Grant	Direct Loan	Commodity Grant	Total Expenditure
	21141	Meeting Allowance For Official	106,500.00	0.00	0.00	0.00	0.00	0.00	0.00	0.00	106,500.00
	21212	Expenses Of Fund On Contribution Based Employee's Pension And Gratuity	281,014.88	0.00	0.00	0.00	0.00	0.00	0.00	0.00	281,014.88
	21213	Expenses Of Fund On Contribution Based Employee's Insurance	11,750,930.93	0.00	0.00	0.00	0.00	0.00	0.00	0.00	11,750,930.93
	22111	Water And Electricity	59,065,581.03	0.00	0.00	0.00	0.00	0.00	0.00	0.00	59,065,581.03
	22112	Communication Fee	80,578,944.07	0.00	0.00	0.00	0.00	0.00	0.00	0.00	80,578,944.07
	22211	Fuel (For Officials)	2,008,713.00	0.00	0.00	0.00	0.00	0.00	0.00	0.00	2,008,713.00
	22212	Fuel For Official Purpose	27,548,009.38	0.00	0.00	0.00	0.00	0.00	0.00	0.00	27,548,009.38
	22213	Vehicle Maintenance Expenditure /Cost	17,358,658.06	0.00	0.00	0.00	0.00	0.00	0.00	0.00	17,358,658.06
	22214	Insurance And Renewal Expenditure/Cost	4,290,419.46	0.00	0.00	0.00	0.00	0.00	0.00	0.00	4,290,419.46
	22221	Machinery And Equipment Maintenance And Operation Expenditure	11,215,865.46	0.00	0.00	0.00	0.00	0.00	0.00	0.00	11,215,865.46
	22231	Constructed Public Property Maintenance Expenditure	2,368,139.44	0.00	0.00	0.00	0.00	0.00	0.00	0.00	2,368,139.44
	22291	Operation And Maintenance Expenditure Of Other Property	1,656,204.00	0.00	0.00	0.00	0.00	0.00	0.00	0.00	1,656,204.00
	22311	Stationeries And Office Goods	355,635,580.60	0.00	0.00	0.00	0.00	0.00	0.00	0.00	355,635,580.60
	22313	Books And Materials Expenditure	375,179.00	0.00	0.00	0.00	0.00	0.00	0.00	0.00	375,179.00
	22314	Fuel – Other Purpose	6,751,469.02	0.00	0.00	0.00	0.00	0.00	0.00	0.00	6,751,469.02
	22315	Publication Expenditure Of Newspaper, Printing And Information	9,608,948.70	0.00	0.00	0.00	0.00	0.00	0.00	0.00	9,608,948.70
	22319	Expenditure On Operation Of Other Office	2,681,828.14	0.00	0.00	0.00	0.00	0.00	0.00	0.00	2,681,828.14
	22411	Expenditure On Services And Consultancy	19,203,621.99	0.00	0.00	0.00	0.00	0.00	0.00	0.00	19,203,621.99
	22412	Expenditure On Information System And Software Operation	297,440.00	0.00	0.00	0.00	0.00	0.00	0.00	0.00	297,440.00
	22413	Contract Services Fee	488,993,014.87	0.00	0.00	0.00	0.00	0.00	0.00	0.00	488,993,014.87
	22419	Other Services Fee	4,639,424.00	0.00	0.00	0.00	0.00	0.00	0.00	0.00	4,639,424.00

Government of Nepal
Ministry of Finance
Financial Comptroller General Office
Ministry and Economic Code Wise Expenditure
Fiscal Year: 2078/79

(In Rs.)

Ministry/ Budget Entity	Economic Codes	Economic Heads	GoN Cash	Cash Grant	Cash Loan	Reimbursable Grant	Reimbursable Loan	Direct Grant	Direct Loan	Commodity Grant	Total Expenditure
22511		Expenditure Related To Training Of Staff	11,385,542.00	0.00	0.00	0.00	0.00	0.00	0.00	0.00	11,385,542.00
22512		Expenditure Related To Skill Development And Public Awareness And Workshop	5,948,537.00	0.00	0.00	0.00	0.00	0.00	0.00	0.00	5,948,537.00
22521		Production Material/Service Expenditure	27,936,744.00	0.00	0.00	0.00	0.00	0.00	0.00	0.00	27,936,744.00
22522		Program Expenditure	27,989,190.05	0.00	0.00	0.00	0.00	0.00	0.00	0.00	27,989,190.05
22529		Miscellaneous Program Expenditure	5,319,127.00	0.00	0.00	0.00	0.00	0.00	0.00	0.00	5,319,127.00
22611		Monitoring, Evaluation Expenditure	18,963,914.50	0.00	0.00	0.00	0.00	0.00	0.00	0.00	18,963,914.50
22612		Travelling Expenditure	7,719,268.00	0.00	0.00	0.00	0.00	0.00	0.00	0.00	7,719,268.00
22711		Miscellaneous Expenditure	15,477,485.92	0.00	0.00	0.00	0.00	0.00	0.00	0.00	15,477,485.92
26412		Conditional Current Grant Provided To Government Entity, Foundation, And Boards	783,577,951.00	0.00	0.00	0.00	0.00	0.00	0.00	0.00	783,577,951.00
26413		Conditional Current Grant Provided To Other Institutions	193,892,937.90	0.00	0.00	0.00	0.00	0.00	0.00	0.00	193,892,937.90
26422		Conditional Capital Grant To Government Entity, Committee, Board	80,750,000.00	0.00	0.00	0.00	0.00	0.00	0.00	0.00	80,750,000.00
28142		House Rent	27,549,170.50	0.00	0.00	0.00	0.00	0.00	0.00	0.00	27,549,170.50
28149		Other Rent	123,000.00	0.00	0.00	0.00	0.00	0.00	0.00	0.00	123,000.00
31112		Non-Residential Building Purchase/Construction	268,850,083.01	0.00	0.00	0.00	0.00	0.00	0.00	0.00	268,850,083.01
31113		Capital Formation - Building	1,448,052.11	0.00	0.00	0.00	0.00	0.00	0.00	0.00	1,448,052.11
31121		Transport Vehicle	15,807,923.00	0.00	0.00	0.00	0.00	0.00	0.00	0.00	15,807,923.00
31122		Machinery And Implements	709,686,962.73	0.00	0.00	0.00	0.00	0.00	0.00	0.00	709,686,962.73
31123		Furniture & Fixtures	21,941,033.38	0.00	0.00	0.00	0.00	0.00	0.00	0.00	21,941,033.38
31134		Expense On Computer Software Construction And Procurement	238,261,358.22	0.00	0.00	0.00	0.00	0.00	0.00	0.00	238,261,358.22
31135		Capital Consultancy Expense	13,624,219.00	0.00	0.00	0.00	0.00	0.00	0.00	0.00	13,624,219.00
31141		Expenses For Acquisition Of Security Equipment	146,318.00	0.00	0.00	0.00	0.00	0.00	0.00	0.00	146,318.00
31151		Road & Bridge Construction	23,218,451.21	0.00	0.00	0.00	0.00	0.00	0.00	0.00	23,218,451.21

Government of Nepal
Ministry of Finance
Financial Comptroller General Office
Ministry and Economic Code Wise Expenditure
Fiscal Year: 2078/79

(in Rs.)

Ministry/ Budget Entity	Economic Codes	Economic Heads	GoN Cash	Cash Grant	Cash Loan	Reimbursable Grant	Reimbursable Loan	Direct Grant	Direct Loan	Commodity Grant	Total Expenditure
	31158	Sanitation Infrastructure Construction	644,284.97	0.00	0.00	0.00	0.00	0.00	0.00	0.00	644,284.97
	31159	Other Public Construction Works	8,661,727.00	0.00	0.00	0.00	0.00	0.00	0.00	0.00	8,661,727.00
	31161	Expenses For Infrastructure Improvement Of Constructed Building	14,267,683.61	0.00	0.00	0.00	0.00	0.00	0.00	0.00	14,267,683.61
	31171	Capital Improvement Expenditure Public Works	4,958,482.00	0.00	0.00	0.00	0.00	0.00	0.00	0.00	4,958,482.00
365	Ministry of Federal Affairs and General Administration		7,437,077,157.01	75,526,643.76	159,853,124.00	369,110,832.17	1,615,134,496.74	1,054,863.00	13,714,651.10	0.00	9,671,471,767.78
	21111	Remuneration, Employees	301,772,507.90	0.00	0.00	0.00	0.00	0.00	0.00	0.00	301,772,507.90
	21112	Remuneration, Officials	4,358,321.00	0.00	0.00	0.00	0.00	0.00	0.00	0.00	4,358,321.00
	21121	Dress	4,920,000.00	0.00	0.00	0.00	0.00	0.00	0.00	0.00	4,920,000.00
	21131	Local Allowance	594,393.00	0.00	0.00	0.00	0.00	0.00	0.00	0.00	594,393.00
	21132	Dearness Allowance	10,985,123.94	0.00	0.00	0.00	0.00	0.00	0.00	0.00	10,985,123.94
	21134	Meeting Allowance Of Employees	4,422,439.00	0.00	0.00	223,500.00	189,750.00	0.00	0.00	0.00	4,835,689.00
	21135	Employee Incentive Allowances	2,500,000.00	0.00	0.00	0.00	0.00	0.00	0.00	0.00	2,500,000.00
	21139	Other Allowance	390,908.50	0.00	0.00	0.00	22,012.50	0.00	0.00	0.00	412,921.00
	21141	Meeting Allowance For Official	200,000.00	0.00	0.00	0.00	0.00	0.00	0.00	0.00	200,000.00
	21142	Other Facilities For The Official	1,099,711.00	0.00	0.00	0.00	0.00	0.00	0.00	0.00	1,099,711.00
	21212	Expenses Of Fund On Contribution Based Employee's Pension And Gratuity	168,938.92	0.00	0.00	0.00	0.00	0.00	0.00	0.00	168,938.92
	21213	Expenses Of Fund On Contribution Based Employee's Insurance	1,890,663.36	0.00	0.00	0.00	0.00	0.00	0.00	0.00	1,890,663.36
	21214	Employee's Welfare Fund	2,900,000.00	0.00	0.00	0.00	0.00	0.00	0.00	0.00	2,900,000.00
	22111	Water And Electricity	8,450,266.67	0.00	0.00	0.00	638,544.25	0.00	0.00	0.00	9,088,810.92
	22112	Communication Fee	6,665,828.06	0.00	0.00	0.00	611,749.00	0.00	0.00	0.00	7,277,577.06
	22211	Fuel (For Officials)	1,100,000.00	0.00	0.00	0.00	0.00	0.00	0.00	0.00	1,100,000.00
	22212	Fuel For Official Purpose	25,176,378.19	0.00	0.00	542,863.80	3,553,295.71	0.00	0.00	0.00	29,272,537.70
	22213	Vehicle Maintenance Expenditure /Cost	19,850,872.53	0.00	0.00	2,317,764.55	2,144,359.63	0.00	0.00	0.00	24,312,996.71
	22214	Insurance And Renewal Expenditure/Cost	3,685,583.52	0.00	0.00	0.00	334,372.80	0.00	0.00	0.00	4,019,956.32

Government of Nepal
Ministry of Finance
Financial Comptroller General Office
Ministry and Economic Code Wise Expenditure
Fiscal Year: 2078/79

(In Rs.)

Ministry/ Budget Entity	Economic Codes	Economic Heads	GoN Cash	Cash Grant	Cash Loan	Reimbursable Grant	Reimbursable Loan	Direct Grant	Direct Loan	Commodity Grant	Total Expenditure
	22221	Machinery And Equipment Maintenance And Operation Expenditure	5,140,868.50	0.00	0.00	0.00	707,284.50	0.00	0.00	0.00	5,848,153.00
	22231	Constructed Public Property Maintenance Expenditure	1,843,709.00	0.00	0.00	0.00	7,394.00	0.00	0.00	0.00	1,851,103.00
	22291	Operation And Maintenance Expenditure Of Other Property	739,711.90	0.00	0.00	0.00	76,883.00	0.00	0.00	0.00	816,594.90
	22311	Stationeries And Office Goods	22,619,090.14	100,000.00	0.00	3,286,256.00	2,511,230.10	0.00	0.00	0.00	28,516,576.24
	22313	Books And Materials Expenditure	537,178.95	0.00	0.00	0.00	0.00	0.00	0.00	0.00	537,178.95
	22314	Fuel – Other Purpose	888,792.66	0.00	0.00	0.00	132,892.00	0.00	0.00	0.00	1,021,684.66
	22315	Publication Expenditure Of Newspaper, Printing And Information	10,740,575.95	0.00	0.00	0.00	120,068.00	0.00	0.00	0.00	10,860,643.95
	22319	Expenditure On Operation Of Other Office	2,129,379.00	0.00	0.00	1,486,232.07	199,379.00	0.00	0.00	0.00	3,814,990.07
	22411	Expenditure On Services And Consultancy	780,340.00	0.00	0.00	13,902,065.62	70,850.00	0.00	0.00	0.00	14,753,255.62
	22412	Expenditure On Information System And Software Operation	891,183.00	0.00	0.00	0.00	43,380.00	0.00	0.00	0.00	934,563.00
	22413	Contract Services Fee	55,382,607.00	0.00	0.00	289,240.00	7,571,920.00	0.00	0.00	0.00	63,243,767.00
	22419	Other Services Fee	4,249,790.80	0.00	0.00	0.00	0.00	0.00	0.00	0.00	4,249,790.80
	22511	Expenditure Related To Training Of Staff	415,000.00	0.00	0.00	14,084,482.00	0.00	0.00	0.00	0.00	14,499,482.00
	22512	Expenditure Related To Skill Development And Public Awareness And Workshop	5,729,961.00	0.00	0.00	0.00	228,904.00	0.00	0.00	0.00	5,958,865.00
	22522	Program Expenditure	280,260,749.20	72,951,658.76	0.00	288,177,291.09	521,567.00	0.00	0.00	0.00	641,911,266.05
	22529	Miscellaneous Program Expenditure	3,777,320.00	0.00	0.00	0.00	0.00	0.00	0.00	0.00	3,777,320.00
	22611	Monitoring, Evaluation Expenditure	16,010,331.50	2,474,985.00	0.00	18,150.00	3,493,779.50	0.00	0.00	0.00	21,997,246.00
	22612	Travelling Expenditure	2,372,128.25	0.00	0.00	511,250.00	172,355.25	0.00	0.00	0.00	3,055,733.50
	22711	Miscellaneous Expenditure	11,545,959.93	0.00	0.00	1,497,825.59	2,148,247.00	0.00	0.00	0.00	15,192,032.52
	26412	Conditional Current Grant Provided To Government Entity, Foundation, And Boards	1,187,592,928.34	0.00	0.00	0.00	0.00	0.00	0.00	0.00	1,187,592,928.34

Government of Nepal
Ministry of Finance
Financial Comptroller General Office
Ministry and Economic Code Wise Expenditure
Fiscal Year: 2078/79

(in Rs.)

Ministry/ Budget Entity	Economic Codes	Economic Heads	GoN Cash	Cash Grant	Cash Loan	Reimbursable Grant	Reimbursable Loan	Direct Grant	Direct Loan	Commodity Grant	Total Expenditure
26413		Conditional Current Grant Provided To Other Institutions	8,145,000.00	0.00	0.00	0.00	0.00	0.00	0.00	0.00	8,145,000.00
26422		Conditional Capital Grant To Government Entity, Committee, Board	431,549,682.00	0.00	159,853,124.00	0.00	0.00	0.00	0.00	0.00	591,402,806.00
27312		Gratuity	54,444,137.52	0.00	0.00	0.00	0.00	0.00	0.00	0.00	54,444,137.52
27313		Accumulated Leave Of Retiree	17,314,064.68	0.00	0.00	0.00	0.00	0.00	0.00	0.00	17,314,064.68
27314		Medical Treatment Of Retirees	19,893,725.00	0.00	0.00	0.00	0.00	0.00	0.00	0.00	19,893,725.00
28142		House Rent	15,256,209.00	0.00	0.00	1,793,976.00	2,229,160.00	0.00	0.00	0.00	19,279,345.00
28143		Rent For Transport Vehicle And Machinery Implements	84,000.00	0.00	0.00	0.00	0.00	0.00	0.00	0.00	84,000.00
31112		Non-Residential Building Purchase/Construction	1,199,557,637.84	0.00	0.00	0.00	0.00	0.00	0.00	0.00	1,199,557,637.84
31113		Capital Formation - Building	4,035,775.73	0.00	0.00	0.00	0.00	0.00	0.00	0.00	4,035,775.73
31121		Transport Vehicle	2,485,000.00	0.00	0.00	0.00	0.00	0.00	0.00	0.00	2,485,000.00
31122		Machinery And Implements	19,566,966.00	0.00	0.00	25,273,798.00	4,228,832.00	0.00	0.00	0.00	49,069,596.00
31123		Furniture & Fixtures	16,488,349.40	0.00	0.00	2,555,677.50	592,960.00	0.00	0.00	0.00	19,636,986.90
31134		Expense On Computer Software Construction And Procurement	345,889.00	0.00	0.00	0.00	0.00	0.00	0.00	0.00	345,889.00
31135		Capital Consultancy Expense	109,597,184.21	0.00	0.00	0.00	170,535,916.73	1,054,863.00	13,714,651.10	0.00	294,902,615.04
31151		Road & Bridge Construction	3,517,743,971.92	0.00	0.00	0.00	1,406,771,380.71	0.00	0.00	0.00	4,924,515,352.63
31157		Forest And Environment Protection	0.00	0.00	0.00	0.00	5,276,030.06	0.00	0.00	0.00	5,276,030.06
31159		Other Public Construction Works	1,191,656.00	0.00	0.00	0.00	0.00	0.00	0.00	0.00	1,191,656.00
31161		Expenses For Infrastructure Improvement Of Constructed Building	2,500,000.00	0.00	0.00	1,306,328.95	0.00	0.00	0.00	0.00	3,806,328.95
31411		Expense On Land Acquisition	1,385,283.00	0.00	0.00	0.00	0.00	0.00	0.00	0.00	1,385,283.00
31441		Contract, Lease And License Purchase Expense	713,085.00	0.00	0.00	11,844,131.00	0.00	0.00	0.00	0.00	12,557,216.00
370		Ministry of Health and Population	37,589,104,655.15	8,999,855.28	2,056,075,217.21	1,956,100,180.45	7,144,137,834.29	267,328,397.68	10,176,469,150.14	3,187,965,976.13	62,386,181,266.33
21111		Remuneration, Employees	726,493,530.56	0.00	0.00	0.00	0.00	0.00	0.00	0.00	726,493,530.56
21112		Remuneration, Officials	4,830,739.00	0.00	0.00	0.00	0.00	0.00	0.00	0.00	4,830,739.00
21121		Dress	7,036,810.00	0.00	0.00	0.00	0.00	0.00	0.00	0.00	7,036,810.00
21122		Food Grain	69,051.00	0.00	0.00	0.00	0.00	0.00	0.00	0.00	69,051.00

Government of Nepal
Ministry of Finance
Financial Comptroller General Office
Ministry and Economic Code Wise Expenditure
Fiscal Year: 2078/79

(In Rs.)

Ministry/ Budget Entity	Economic Codes	Economic Heads	GoN Cash	Cash Grant	Cash Loan	Reimbursable Grant	Reimbursable Loan	Direct Grant	Direct Loan	Commodity Grant	Total Expenditure
	21123	Medical Treatment Expenses	1,000,000.00	0.00	0.00	0.00	0.00	0.00	0.00	0.00	1,000,000.00
	21132	Dearness Allowance	16,745,491.00	0.00	0.00	0.00	0.00	0.00	0.00	0.00	16,745,491.00
	21134	Meeting Allowance Of Employees	321,200.00	0.00	0.00	0.00	0.00	0.00	0.00	0.00	321,200.00
	21139	Other Allowance	9,027,274.18	0.00	0.00	0.00	0.00	0.00	0.00	0.00	9,027,274.18
	21212	Expenses Of Fund On Contribution Based Employee's Pension And Gratuity	216,070.00	0.00	0.00	0.00	0.00	0.00	0.00	0.00	216,070.00
	21213	Expenses Of Fund On Contribution Based Employee's Insurance	3,963,459.00	0.00	0.00	0.00	0.00	0.00	0.00	0.00	3,963,459.00
	22111	Water And Electricity	48,772,321.79	0.00	0.00	0.00	0.00	0.00	0.00	0.00	48,772,321.79
	22112	Communication Fee	10,627,527.54	0.00	0.00	0.00	0.00	0.00	0.00	0.00	10,627,527.54
	22211	Fuel (For Officials)	2,000,000.00	0.00	0.00	0.00	0.00	0.00	0.00	0.00	2,000,000.00
	22212	Fuel For Official Purpose	30,410,050.15	0.00	0.00	0.00	0.00	0.00	0.00	0.00	30,410,050.15
	22213	Vehicle Maintenance Expenditure /Cost	38,614,175.34	174,800.00	0.00	0.00	0.00	0.00	0.00	0.00	38,788,975.34
	22214	Insurance And Renewal Expenditure/Cost	2,857,606.09	0.00	0.00	0.00	0.00	0.00	0.00	0.00	2,857,606.09
	22221	Machinery And Equipment Maintenance And Operation Expenditure	4,838,403.00	0.00	0.00	0.00	0.00	0.00	0.00	0.00	4,838,403.00
	22231	Constructed Public Property Maintenance Expenditure	500,000.00	0.00	0.00	499,875.00	0.00	0.00	0.00	0.00	999,875.00
	22291	Operation And Maintenance Expenditure Of Other Property	2,976,109.00	0.00	0.00	0.00	0.00	0.00	0.00	0.00	2,976,109.00
	22311	Stationeries And Office Goods	34,751,691.35	2,000,000.00	400,000.00	0.00	0.00	0.00	0.00	0.00	37,151,691.35
	22312	Stationeries And Office Goods	200,000.00	0.00	0.00	0.00	0.00	0.00	0.00	0.00	200,000.00
	22313	Books And Materials Expenditure	97,440.00	0.00	0.00	0.00	0.00	0.00	0.00	0.00	97,440.00
	22314	Fuel – Other Purpose	2,727,284.00	0.00	0.00	0.00	0.00	0.00	0.00	0.00	2,727,284.00
	22315	Publication Expenditure Of Newspaper, Printing And Information	32,802,998.40	0.00	306,500.00	0.00	0.00	0.00	0.00	0.00	33,109,498.40
	22319	Expenditure On Operation Of Other Office	4,897,422.52	0.00	0.00	0.00	0.00	0.00	0.00	0.00	4,897,422.52
	22411	Expenditure On Services And Consultancy	24,891,196.75	599,543.00	0.00	0.00	0.00	0.00	0.00	0.00	25,490,739.75

Government of Nepal
Ministry of Finance
Financial Comptroller General Office
Ministry and Economic Code Wise Expenditure
Fiscal Year: 2078/79

(In Rs.)

Ministry/ Budget Entity	Economic Codes	Economic Heads	GoN Cash	Cash Grant	Cash Loan	Reimbursable Grant	Reimbursable Loan	Direct Grant	Direct Loan	Commodity Grant	Total Expenditure
	22412	Expenditure On Information System And Software Operation	4,631,428.00	0.00	0.00	0.00	0.00	0.00	0.00	0.00	4,631,428.00
	22413	Contract Services Fee	64,830,329.31	0.00	0.00	0.00	2,785,600.00	0.00	0.00	0.00	67,615,929.31
	22419	Other Services Fee	28,290,045.36	0.00	0.00	0.00	0.00	0.00	0.00	0.00	28,290,045.36
	22511	Expenditure Related To Training Of Staff	10,235,548.00	681,685.00	0.00	19,084,828.00	0.00	7,093,493.00	0.00	0.00	37,095,554.00
	22512	Expenditure Related To Skill Development And Public Awareness And Workshop	8,362,449.50	249,470.00	0.00	0.00	0.00	1,307,158.00	0.00	0.00	9,919,077.50
	22522	Program Expenditure	396,993,343.77	3,301,155.28	836,218.00	155,504,867.23	0.00	59,334,787.37	0.00	0.00	615,970,371.65
	22611	Monitoring, Evaluation Expenditure	27,115,441.00	816,150.00	447,145.00	478,610.00	0.00	0.00	0.00	0.00	28,857,346.00
	22612	Travelling Expenditure	5,291,530.00	0.00	0.00	0.00	0.00	0.00	0.00	0.00	5,291,530.00
	22619	Other Travelling Expenditure	34,340.00	0.00	0.00	0.00	0.00	0.00	0.00	0.00	34,340.00
	22711	Miscellaneous Expenditure	9,188,697.97	0.00	0.00	0.00	0.00	0.00	0.00	0.00	9,188,697.97
	26411	Non -Conditional Current Grant Provided To Government Entity, Foundation, Committee, And Boards	50,531,440.00	0.00	0.00	0.00	0.00	0.00	0.00	0.00	50,531,440.00
	26412	Conditional Current Grant Provided To Government Entity, Foundation, And Boards	17,722,081,803.41	0.00	28,185,586.00	0.00	0.00	0.00	0.00	0.00	17,750,267,389.41
	26413	Conditional Current Grant Provided To Other Institutions	27,500,000.00	0.00	0.00	0.00	0.00	0.00	0.00	0.00	27,500,000.00
	26422	Conditional Capital Grant To Government Entity, Committee, Board	3,304,517,976.16	0.00	762,465,113.74	0.00	416,249,233.47	0.00	0.00	0.00	4,483,232,323.37
	26423	Conditional Capital Grant To Other Agencies	159,100,000.00	0.00	0.00	0.00	0.00	0.00	0.00	0.00	159,100,000.00
	27112	Other Social Security	2,284,533,330.00	0.00	0.00	0.00	0.00	0.00	0.00	0.00	2,284,533,330.00
	27213	Medical Purchase Expenses	7,855,491,412.19	1,177,052.00	50,597,320.00	206,997,585.60	283,956,533.00	0.00	10,176,469,150.14	3,151,330,538.13	21,726,019,591.06
	28142	House Rent	544,333.00	0.00	0.00	0.00	0.00	0.00	0.00	0.00	544,333.00
	28143	Rent For Transport Vehicle And Machinery Implements	223,012.00	0.00	0.00	0.00	0.00	0.00	0.00	0.00	223,012.00
	28149	Other Rent	2,326,358.00	0.00	0.00	0.00	0.00	0.00	0.00	0.00	2,326,358.00
	28211	Refund Of Revenue	62,500.00	0.00	0.00	0.00	0.00	0.00	0.00	0.00	62,500.00

Government of Nepal
Ministry of Finance
Financial Comptroller General Office
Ministry and Economic Code Wise Expenditure
Fiscal Year: 2078/79

(In Rs.)

Ministry/ Budget Entity	Economic Codes	Economic Heads	GoN Cash	Cash Grant	Cash Loan	Reimbursable Grant	Reimbursable Loan	Direct Grant	Direct Loan	Commodity Grant	Total Expenditure
28911		Current Contingency Expenses	0.00	0.00	0.00	0.00	0.00	0.00	0.00	0.00	0.00
31112		Non-Residential Building Purchase/Construction	2,575,870,923.64	0.00	764,116,424.78	1,559,655,564.82	5,702,704,099.06	154,159,454.15	0.00	0.00	10,756,506,466.25
31121		Transport Vehicle	4,418,095.00	0.00	5,410,274.00	0.00	0.00	0.00	0.00	0.00	9,828,369.00
31122		Machinery And Implements	1,980,399,826.51	0.00	435,182,875.00	13,878,850.00	738,442,368.76	45,433,505.16	0.00	36,635,438.00	3,249,972,863.43
31123		Furniture & Fixtures	12,667,928.00	0.00	1,291,051.00	0.00	0.00	0.00	0.00	0.00	13,968,979.00
31134		Expense On Computer Software Construction And Procurement	5,082,696.00	0.00	0.00	0.00	0.00	0.00	0.00	0.00	5,082,696.00
31135		Capital Consultancy Expense	0.00	0.00	0.00	0.00	0.00	0.00	0.00	0.00	0.00
31159		Other Public Construction Works	20,096,937.00	0.00	0.00	0.00	0.00	0.00	0.00	0.00	20,096,937.00
31161		Expenses For Infrastructure Improvement Of Constructed Building	5,251,017.00	0.00	6,836,709.69	0.00	0.00	0.00	0.00	0.00	12,087,726.69
31171		Capital Improvement Expenditure Public Works	11,764,063.66	0.00	0.00	0.00	0.00	0.00	0.00	0.00	11,764,063.66
371	Ministry of Labor, Employment and Social Security		763,083,519.14	15,926,490.00	0.00	0.00	63,319,775.00	278,418,259.00	0.00	0.00	1,120,748,043.14
21111		Remuneration, Employees	181,157,252.90	0.00	0.00	0.00	0.00	0.00	0.00	0.00	181,157,252.90
21112		Remuneration, Officials	2,446,239.00	0.00	0.00	0.00	0.00	0.00	0.00	0.00	2,446,239.00
21121		Dress	3,145,000.00	0.00	0.00	0.00	0.00	0.00	0.00	0.00	3,145,000.00
21132		Dearness Allowance	7,529,892.99	0.00	0.00	0.00	0.00	0.00	0.00	0.00	7,529,892.99
21134		Meeting Allowance Of Employees	793,800.00	600,000.00	0.00	0.00	0.00	0.00	0.00	0.00	1,393,800.00
21135		Employee Incentive Allowances	0.00	0.00	0.00	0.00	0.00	0.00	0.00	0.00	0.00
21139		Other Allowance	400,075.00	0.00	0.00	0.00	0.00	0.00	0.00	0.00	400,075.00
21141		Meeting Allowance For Official	1,568,135.00	0.00	0.00	0.00	0.00	0.00	0.00	0.00	1,568,135.00
21142		Other Facilities For The Official	94,994.00	0.00	0.00	0.00	0.00	0.00	0.00	0.00	94,994.00
21149		Other Allowance For The Office Bearers	622,731.00	0.00	0.00	0.00	0.00	0.00	0.00	0.00	622,731.00
21212		Expenses Of Fund On Contribution Based Employee's Pension And Gratuity	140,401.16	0.00	0.00	0.00	0.00	0.00	0.00	0.00	140,401.16
21213		Expenses Of Fund On Contribution Based Employee's Insurance	1,348,041.16	0.00	0.00	0.00	0.00	0.00	0.00	0.00	1,348,041.16
21219		Other Social Security Expenses	19,500,020.00	0.00	0.00	0.00	0.00	0.00	0.00	0.00	19,500,020.00

Government of Nepal
Ministry of Finance
Financial Comptroller General Office
Ministry and Economic Code Wise Expenditure
Fiscal Year: 2078/79

(In Rs.)

Ministry/ Budget Entity	Economic Codes	Economic Heads	GoN Cash	Cash Grant	Cash Loan	Reimbursable Grant	Reimbursable Loan	Direct Grant	Direct Loan	Commodity Grant	Total Expenditure
	22111	Water And Electricity	10,739,433.08	0.00	0.00	0.00	0.00	0.00	0.00	0.00	10,739,433.08
	22112	Communication Fee	5,513,105.80	0.00	0.00	0.00	0.00	0.00	0.00	0.00	5,513,105.80
	22211	Fuel (For Officials)	348,700.00	0.00	0.00	0.00	0.00	0.00	0.00	0.00	348,700.00
	22212	Fuel For Official Purpose	13,976,283.74	0.00	0.00	0.00	0.00	0.00	0.00	0.00	13,976,283.74
	22213	Vehicle Maintenance Expenditure /Cost	10,752,001.55	0.00	0.00	0.00	0.00	0.00	0.00	0.00	10,752,001.55
	22214	Insurance And Renewal Expenditure/Cost	3,166,332.47	0.00	0.00	0.00	0.00	0.00	0.00	0.00	3,166,332.47
	22221	Machinery And Equipment Maintenance And Operation Expenditure	4,487,129.08	0.00	0.00	0.00	0.00	0.00	0.00	0.00	4,487,129.08
	22231	Constructed Public Property Maintenance Expenditure	3,117,012.71	0.00	0.00	0.00	0.00	0.00	0.00	0.00	3,117,012.71
	22291	Operation And Maintenance Expenditure Of Other Property	1,417,988.00	0.00	0.00	0.00	0.00	0.00	0.00	0.00	1,417,988.00
	22311	Stationeries And Office Goods	21,120,532.08	998,432.00	0.00	0.00	0.00	12,418,961.00	0.00	0.00	34,537,925.08
	22313	Books And Materials Expenditure	33,302.00	0.00	0.00	0.00	0.00	0.00	0.00	0.00	33,302.00
	22314	Fuel – Other Purpose	1,038,679.00	0.00	0.00	0.00	0.00	0.00	0.00	0.00	1,038,679.00
	22315	Publication Expenditure Of Newspaper, Printing And Information	5,270,816.00	0.00	0.00	0.00	821,903.00	0.00	0.00	0.00	6,092,719.00
	22319	Expenditure On Operation Of Other Office	2,060,479.53	0.00	0.00	0.00	0.00	0.00	0.00	0.00	2,060,479.53
	22411	Expenditure On Services And Consultancy	4,207,080.00	4,713,294.00	0.00	0.00	10,778,631.00	95,808,619.00	0.00	0.00	115,507,624.00
	22412	Expenditure On Information System And Software Operation	1,735,740.25	2,874,934.00	0.00	0.00	0.00	0.00	0.00	0.00	4,610,674.25
	22413	Contract Services Fee	54,251,466.52	0.00	0.00	0.00	0.00	0.00	0.00	0.00	54,251,466.52
	22419	Other Services Fee	99,060.00	0.00	0.00	0.00	0.00	22,976,877.00	0.00	0.00	23,075,937.00
	22511	Expenditure Related To Training Of Staff	510,726.00	0.00	0.00	0.00	0.00	0.00	0.00	0.00	510,726.00
	22512	Expenditure Related To Skill Development And Public Awareness And Workshop	216,004,544.43	0.00	0.00	0.00	18,422,890.00	128,188,154.00	0.00	0.00	362,615,588.43
	22522	Program Expenditure	84,239,104.44	2,174,599.00	0.00	0.00	24,535,698.00	16,761,749.00	0.00	0.00	127,711,150.44

Government of Nepal
Ministry of Finance
Financial Comptroller General Office
Ministry and Economic Code Wise Expenditure
Fiscal Year: 2078/79

(In Rs.)

Ministry/ Budget Entity	Economic Codes	Economic Heads	GoN Cash	Cash Grant	Cash Loan	Reimbursable Grant	Reimbursable Loan	Direct Grant	Direct Loan	Commodity Grant	Total Expenditure
22611	Monitoring, Evaluation Expenditure		10,816,671.00	1,190,226.00	0.00	0.00	0.00	0.00	0.00	0.00	12,006,897.00
22612	Travelling Expenditure		927,012.00	55,525.00	0.00	0.00	0.00	0.00	0.00	0.00	982,537.00
22711	Miscellaneous Expenditure		8,944,082.93	78,800.00	0.00	0.00	0.00	0.00	0.00	0.00	9,022,882.93
26412	Conditional Current Grant Provided To Government Entity, Foundation, And Boards		0.00	0.00	0.00	0.00	0.00	0.00	0.00	0.00	0.00
28142	House Rent		23,630,402.00	0.00	0.00	0.00	0.00	0.00	0.00	0.00	23,630,402.00
28143	Rent For Transport Vehicle And Machinery Implements		859,400.00	0.00	0.00	0.00	0.00	0.00	0.00	0.00	859,400.00
31112	Non-Residential Building Purchase/Construction		0.00	0.00	0.00	0.00	0.00	0.00	0.00	0.00	0.00
31113	Capital Formation - Building		12,384,392.00	0.00	0.00	0.00	0.00	0.00	0.00	0.00	12,384,392.00
31121	Transport Vehicle		7,457,569.07	0.00	0.00	0.00	6,762,055.00	0.00	0.00	0.00	14,219,624.07
31122	Machinery And Implements		17,689,083.87	3,240,680.00	0.00	0.00	1,998,598.00	2,185,045.00	0.00	0.00	25,113,406.87
31123	Furniture & Fixtures		10,005,713.80	0.00	0.00	0.00	0.00	78,854.00	0.00	0.00	10,084,567.80
31134	Expense On Computer Software Construction And Procurement		0.00	0.00	0.00	0.00	0.00	0.00	0.00	0.00	0.00
31156	Water Supply Infrastructure Construction		496,844.00	0.00	0.00	0.00	0.00	0.00	0.00	0.00	496,844.00
31159	Other Public Construction Works		753,430.00	0.00	0.00	0.00	0.00	0.00	0.00	0.00	753,430.00
31161	Expenses For Infrastructure Improvement Of Constructed Building		6,282,819.58	0.00	0.00	0.00	0.00	0.00	0.00	0.00	6,282,819.58
391	National Planning Commission		3,264,120,593.10	0.00	0.00	0.00	0.00	0.00	0.00	0.00	3,264,120,593.10
21111	Remuneration, Employees		278,887,826.23	0.00	0.00	0.00	0.00	0.00	0.00	0.00	278,887,826.23
21112	Remuneration, Officials		5,711,844.00	0.00	0.00	0.00	0.00	0.00	0.00	0.00	5,711,844.00
21121	Dress		4,900,000.00	0.00	0.00	0.00	0.00	0.00	0.00	0.00	4,900,000.00
21131	Local Allowance		2,714,247.46	0.00	0.00	0.00	0.00	0.00	0.00	0.00	2,714,247.46
21132	Dearness Allowance		11,669,748.36	0.00	0.00	0.00	0.00	0.00	0.00	0.00	11,669,748.36
21134	Meeting Allowance Of Employees		257,000.00	0.00	0.00	0.00	0.00	0.00	0.00	0.00	257,000.00
21139	Other Allowance		1,039,880.00	0.00	0.00	0.00	0.00	0.00	0.00	0.00	1,039,880.00
21141	Meeting Allowance For Official		140,000.00	0.00	0.00	0.00	0.00	0.00	0.00	0.00	140,000.00
21142	Other Facilities For The Official		757,384.00	0.00	0.00	0.00	0.00	0.00	0.00	0.00	757,384.00

Government of Nepal
Ministry of Finance
Financial Comptroller General Office
Ministry and Economic Code Wise Expenditure
Fiscal Year: 2078/79

(In Rs.)

Ministry/ Budget Entity	Economic Codes	Economic Heads	GoN Cash	Cash Grant	Cash Loan	Reimbursable Grant	Reimbursable Loan	Direct Grant	Direct Loan	Commodity Grant	Total Expenditure
	21149	Other Allowance For The Office Bearers	152,732.00	0.00	0.00	0.00	0.00	0.00	0.00	0.00	152,732.00
	21212	Expenses Of Fund On Contribution Based Employee's Pension And Gratuity	80,818.01	0.00	0.00	0.00	0.00	0.00	0.00	0.00	80,818.01
	21213	Expenses Of Fund On Contribution Based Employee's Insurance	2,166,889.33	0.00	0.00	0.00	0.00	0.00	0.00	0.00	2,166,889.33
	21223	Expenses Of Fund On Contribution Based Insurance	54,800.00	0.00	0.00	0.00	0.00	0.00	0.00	0.00	54,800.00
	22111	Water And Electricity	11,097,667.17	0.00	0.00	0.00	0.00	0.00	0.00	0.00	11,097,667.17
	22112	Communication Fee	10,742,812.55	0.00	0.00	0.00	0.00	0.00	0.00	0.00	10,742,812.55
	22211	Fuel (For Officials)	1,700,000.00	0.00	0.00	0.00	0.00	0.00	0.00	0.00	1,700,000.00
	22212	Fuel For Official Purpose	18,664,224.87	0.00	0.00	0.00	0.00	0.00	0.00	0.00	18,664,224.87
	22213	Vehicle Maintenance Expenditure /Cost	13,304,653.78	0.00	0.00	0.00	0.00	0.00	0.00	0.00	13,304,653.78
	22214	Insurance And Renewal Expenditure/Cost	2,075,934.75	0.00	0.00	0.00	0.00	0.00	0.00	0.00	2,075,934.75
	22221	Machinery And Equipment Maintenance And Operation Expenditure	2,783,771.50	0.00	0.00	0.00	0.00	0.00	0.00	0.00	2,783,771.50
	22231	Constructed Public Property Maintenance Expenditure	1,726,283.00	0.00	0.00	0.00	0.00	0.00	0.00	0.00	1,726,283.00
	22291	Operation And Maintenance Expenditure Of Other Property	499,266.00	0.00	0.00	0.00	0.00	0.00	0.00	0.00	499,266.00
	22311	Stationeries And Office Goods	41,273,246.36	0.00	0.00	0.00	0.00	0.00	0.00	0.00	41,273,246.36
	22313	Books And Materials Expenditure	1,125,093.00	0.00	0.00	0.00	0.00	0.00	0.00	0.00	1,125,093.00
	22314	Fuel – Other Purpose	843,368.50	0.00	0.00	0.00	0.00	0.00	0.00	0.00	843,368.50
	22315	Publication Expenditure Of Newspaper, Printing And Information	35,646,724.82	0.00	0.00	0.00	0.00	0.00	0.00	0.00	35,646,724.82
	22411	Expenditure On Services And Consultancy	13,449,359.12	0.00	0.00	0.00	0.00	0.00	0.00	0.00	13,449,359.12
	22412	Expenditure On Information System And Software Operation	198,939.00	0.00	0.00	0.00	0.00	0.00	0.00	0.00	198,939.00
	22413	Contract Services Fee	109,040,537.00	0.00	0.00	0.00	0.00	0.00	0.00	0.00	109,040,537.00
	22419	Other Services Fee	896,000.00	0.00	0.00	0.00	0.00	0.00	0.00	0.00	896,000.00

Government of Nepal
Ministry of Finance
Financial Comptroller General Office
Ministry and Economic Code Wise Expenditure
Fiscal Year: 2078/79

(In Rs.)

Ministry/ Budget Entity	Economic Codes	Economic Heads	GoN Cash	Cash Grant	Cash Loan	Reimbursable Grant	Reimbursable Loan	Direct Grant	Direct Loan	Commodity Grant	Total Expenditure
22511		Expenditure Related To Training Of Staff	185,720.00	0.00	0.00	0.00	0.00	0.00	0.00	0.00	185,720.00
22512		Expenditure Related To Skill Development And Public Awareness And Workshop	333,140.00	0.00	0.00	0.00	0.00	0.00	0.00	0.00	333,140.00
22522		Program Expenditure	2,497,128,303.24	0.00	0.00	0.00	0.00	0.00	0.00	0.00	2,497,128,303.24
22529		Miscellaneous Program Expenditure	893,286.00	0.00	0.00	0.00	0.00	0.00	0.00	0.00	893,286.00
22611		Monitoring, Evaluation Expenditure	32,195,956.00	0.00	0.00	0.00	0.00	0.00	0.00	0.00	32,195,956.00
22612		Travelling Expenditure	751,670.00	0.00	0.00	0.00	0.00	0.00	0.00	0.00	751,670.00
22711		Miscellaneous Expenditure	15,668,778.00	0.00	0.00	0.00	0.00	0.00	0.00	0.00	15,668,778.00
27211		Scholarship	195,000.00	0.00	0.00	0.00	0.00	0.00	0.00	0.00	195,000.00
28142		House Rent	34,540,788.43	0.00	0.00	0.00	0.00	0.00	0.00	0.00	34,540,788.43
28143		Rent For Transport Vehicle And Machinery Implements	39,246,328.00	0.00	0.00	0.00	0.00	0.00	0.00	0.00	39,246,328.00
31113		Capital Formation - Building	2,232,664.00	0.00	0.00	0.00	0.00	0.00	0.00	0.00	2,232,664.00
31122		Machinery And Implements	52,853,637.51	0.00	0.00	0.00	0.00	0.00	0.00	0.00	52,853,637.51
31123		Furniture & Fixtures	12,807,652.11	0.00	0.00	0.00	0.00	0.00	0.00	0.00	12,807,652.11
31134		Expense On Computer Software Construction And Procurement	537,657.00	0.00	0.00	0.00	0.00	0.00	0.00	0.00	537,657.00
31161		Expenses For Infrastructure Improvement Of Constructed Building	948,962.00	0.00	0.00	0.00	0.00	0.00	0.00	0.00	948,962.00
392		National Reconstruction Authority	9,205,541,180.36	14,469,238.00	0.00	3,354,274,517.03	7,544,325,575.33	0.00	100,173,852.20	0.00	20,218,784,362.92
21111		Remuneration, Employees	58,779,870.60	0.00	0.00	0.00	0.00	0.00	0.00	0.00	58,779,870.60
21112		Remuneration, Officials	3,547,903.00	0.00	0.00	0.00	0.00	0.00	0.00	0.00	3,547,903.00
21121		Dress	480,000.00	0.00	0.00	0.00	0.00	0.00	0.00	0.00	480,000.00
21123		Medical Treatment Expenses	0.00	0.00	0.00	0.00	0.00	0.00	0.00	0.00	0.00
21131		Local Allowance	153,732.00	0.00	0.00	0.00	0.00	0.00	0.00	0.00	153,732.00
21132		Dearness Allowance	1,783,458.00	0.00	0.00	0.00	0.00	0.00	0.00	0.00	1,783,458.00
21134		Meeting Allowance Of Employees	703,500.00	0.00	0.00	0.00	0.00	0.00	0.00	0.00	703,500.00
21139		Other Allowance	10,000.00	0.00	0.00	0.00	0.00	0.00	0.00	0.00	10,000.00
21141		Meeting Allowance For Official	138,000.00	0.00	0.00	0.00	0.00	0.00	0.00	0.00	138,000.00

Government of Nepal
Ministry of Finance
Financial Comptroller General Office
Ministry and Economic Code Wise Expenditure
Fiscal Year: 2078/79

(in Rs.)

Ministry/ Budget Entity	Economic Codes	Economic Heads	GoN Cash	Cash Grant	Cash Loan	Reimbursable Grant	Reimbursable Loan	Direct Grant	Direct Loan	Commodity Grant	Total Expenditure
	21149	Other Allowance For The Office Bearers	1,664,412.00	0.00	0.00	0.00	0.00	0.00	0.00	0.00	1,664,412.00
	21212	Expenses Of Fund On Contribution Based Employee's Pension And Gratuity	400.00	0.00	0.00	0.00	0.00	0.00	0.00	0.00	400.00
	21213	Expenses Of Fund On Contribution Based Employee's Insurance	217,176.00	0.00	0.00	0.00	0.00	0.00	0.00	0.00	217,176.00
	22111	Water And Electricity	5,463,195.71	0.00	0.00	0.00	339,107.39	0.00	0.00	0.00	5,802,303.10
	22112	Communication Fee	3,534,887.40	0.00	0.00	0.00	380,881.62	0.00	0.00	0.00	3,915,769.02
	22212	Fuel For Official Purpose	22,161,468.85	0.00	0.00	0.00	2,285,312.31	0.00	0.00	0.00	24,446,781.16
	22213	Vehicle Maintenance Expenditure /Cost	15,893,314.05	0.00	0.00	0.00	1,869,815.82	0.00	0.00	0.00	17,763,129.87
	22214	Insurance And Renewal Expenditure/Cost	2,064,138.23	0.00	0.00	0.00	0.00	0.00	0.00	0.00	2,064,138.23
	22221	Machinery And Equipment Maintenance And Operation Expenditure	6,109,171.95	0.00	0.00	0.00	0.00	0.00	0.00	0.00	6,109,171.95
	22231	Constructed Public Property Maintenance Expenditure	0.00	0.00	0.00	0.00	0.00	0.00	0.00	0.00	0.00
	22291	Operation And Maintenance Expenditure Of Other Property	222,143.04	0.00	0.00	0.00	272,477.96	0.00	0.00	0.00	494,621.00
	22311	Stationeries And Office Goods	29,590,609.12	0.00	0.00	0.00	3,229,715.34	0.00	0.00	0.00	32,820,324.46
	22313	Books And Materials Expenditure	36,800.00	0.00	0.00	0.00	0.00	0.00	0.00	0.00	36,800.00
	22314	Fuel - Other Purpose	20,775.00	0.00	0.00	0.00	0.00	0.00	0.00	0.00	20,775.00
	22315	Publication Expenditure Of Newspaper, Printing And Information	6,167,720.64	0.00	0.00	0.00	886,175.40	0.00	0.00	0.00	7,053,896.04
	22411	Expenditure On Services And Consultancy	72,106,563.59	0.00	0.00	2,221,975.00	19,167,146.00	0.00	0.00	0.00	93,495,684.59
	22412	Expenditure On Information System And Software Operation	528,840.00	0.00	0.00	0.00	0.00	0.00	0.00	0.00	528,840.00
	22413	Contract Services Fee	227,457,069.00	0.00	0.00	0.00	1,632,458.00	0.00	0.00	0.00	229,089,527.00
	22511	Expenditure Related To Training Of Staff	335,000.00	0.00	0.00	0.00	0.00	0.00	0.00	0.00	335,000.00

Government of Nepal
Ministry of Finance
Financial Comptroller General Office
Ministry and Economic Code Wise Expenditure
Fiscal Year: 2078/79

(In Rs.)

Ministry/ Budget Entity	Economic Codes	Economic Heads	GoN Cash	Cash Grant	Cash Loan	Reimbursable Grant	Reimbursable Loan	Direct Grant	Direct Loan	Commodity Grant	Total Expenditure
	22512	Expenditure Related To Skill Development And Public Awareness And Workshop	1,935,439.00	0.00	0.00	0.00	0.00	0.00	0.00	0.00	1,935,439.00
	22522	Program Expenditure	9,294,020.85	0.00	0.00	187,554,969.00	4,371,552.00	0.00	0.00	0.00	201,220,541.85
	22611	Monitoring, Evaluation Expenditure	24,786,764.62	0.00	0.00	0.00	2,666,963.08	0.00	0.00	0.00	27,453,727.70
	22612	Travelling Expenditure	308,277.80	0.00	0.00	0.00	0.00	0.00	0.00	0.00	308,277.80
	22711	Miscellaneous Expenditure	15,655,768.76	0.00	0.00	0.00	1,308,474.86	0.00	0.00	0.00	16,964,243.62
	26423	Conditional Capital Grant To Other Agencies	1,977,069,632.00	0.00	0.00	0.00	3,505,490,000.00	0.00	0.00	0.00	5,482,559,632.00
	28142	House Rent	23,977,071.72	0.00	0.00	0.00	2,164,798.24	0.00	0.00	0.00	26,141,869.96
	28143	Rent For Transport Vehicle And Machinery Implements	0.00	0.00	0.00	0.00	498,104.00	0.00	0.00	0.00	498,104.00
	28149	Other Rent	4,299,999.00	0.00	0.00	0.00	0.00	0.00	0.00	0.00	4,299,999.00
	31112	Non-Residential Building Purchase/Construction	5,047,415,688.36	0.00	0.00	2,696,844,529.68	3,594,010,536.97	0.00	0.00	0.00	11,338,270,755.01
	31122	Machinery And Implements	71,799.00	0.00	0.00	0.00	3,210,330.00	0.00	0.00	0.00	3,282,129.00
	31123	Furniture & Fixtures	0.00	0.00	0.00	0.00	0.00	0.00	0.00	0.00	0.00
	31135	Capital Consultancy Expense	186,139,042.60	0.00	0.00	98,695,997.64	400,541,726.34	0.00	100,173,852.20	0.00	785,550,618.78
	31151	Road & Bridge Construction	339,071,892.56	0.00	0.00	0.00	0.00	0.00	0.00	0.00	339,071,892.56
	31159	Other Public Construction Works	1,115,995,712.91	14,469,238.00	0.00	368,957,045.71	0.00	0.00	0.00	0.00	1,499,421,996.62
	31411	Expense On Land Acquisition	349,923.00	0.00	0.00	0.00	0.00	0.00	0.00	0.00	349,923.00
501	MOF- Financing		34,729,915,775.00	0.00	2,920,528,906.00	0.00	3,993,602,020.00	1,463,625,603.27	19,609,647,039.75	0.00	62,717,319,344.02
	32142	Loan Investment On Public Corporations	22,486,371,094.00	0.00	1,150,528,906.00	0.00	3,993,602,020.00	60,267,444.62	19,609,647,039.75	0.00	47,300,416,504.37
	32151	Share Investment On Corporation	12,048,043,081.00	0.00	1,770,000,000.00	0.00	0.00	1,403,358,158.65	0.00	0.00	15,221,401,239.65
	32251	Foreign Share Investment	195,501,600.00	0.00	0.00	0.00	0.00	0.00	0.00	0.00	195,501,600.00
502	MOF- Domestic Debt Service		85,022,788,303.77	0.00	0.00	0.00	0.00	0.00	0.00	0.00	85,022,788,303.77
	24211	Interest On Internal Debt	37,684,993,303.77	0.00	0.00	0.00	0.00	0.00	0.00	0.00	37,684,993,303.77
	33195	Development Bond Amortization	47,337,795,000.00	0.00	0.00	0.00	0.00	0.00	0.00	0.00	47,337,795,000.00
503	MOF- External Debt Service (Multilateral)		30,467,620,845.33	0.00	0.00	0.00	0.00	0.00	0.00	0.00	30,467,620,845.33
	24111	Interest On Foreign Debt	6,502,023,656.58	0.00	0.00	0.00	0.00	0.00	0.00	0.00	6,502,023,656.58
	33242	Payment Of Foreign Loan Capital	23,965,597,188.75	0.00	0.00	0.00	0.00	0.00	0.00	0.00	23,965,597,188.75
504	MOF- External Debt Service (Bilateral)		6,489,178,542.57	0.00	0.00	0.00	0.00	0.00	0.00	0.00	6,489,178,542.57

Government of Nepal
Ministry of Finance
Financial Comptroller General Office
Ministry and Economic Code Wise Expenditure
Fiscal Year: 2078/79

(in Rs.)

Ministry/ Budget Entity	Economic Codes	Economic Heads	GoN Cash	Cash Grant	Cash Loan	Reimbursable Grant	Reimbursable Loan	Direct Grant	Direct Loan	Commodity Grant	Total Expenditure
	24111	Interest On Foreign Debt	1,038,916,201.42	0.00	0.00	0.00	0.00	0.00	0.00	0.00	1,038,916,201.42
	33242	Payment Of Foreign Loan Capital	5,450,262,341.15	0.00	0.00	0.00	0.00	0.00	0.00	0.00	5,450,262,341.15
601	MOF Staff Benefits and Retirement Benefits		66,714,512,493.08	0.00	0.00	0.00	0.00	0.00	0.00	0.00	66,714,512,493.08
	21111	Remuneration, Employees	0.00	0.00	0.00	0.00	0.00	0.00	0.00	0.00	0.00
	21112	Remuneration, Officials	0.00	0.00	0.00	0.00	0.00	0.00	0.00	0.00	0.00
	21121	Dress	0.00	0.00	0.00	0.00	0.00	0.00	0.00	0.00	0.00
	21123	Medical Treatment Expenses	4,500,823.40	0.00	0.00	0.00	0.00	0.00	0.00	0.00	4,500,823.40
	21131	Local Allowance	0.00	0.00	0.00	0.00	0.00	0.00	0.00	0.00	0.00
	21132	Dearness Allowance	0.00	0.00	0.00	0.00	0.00	0.00	0.00	0.00	0.00
	21212	Expenses Of Fund On Contribution Based Employee's Pension And Gratuity	0.00	0.00	0.00	0.00	0.00	0.00	0.00	0.00	0.00
	21213	Expenses Of Fund On Contribution Based Employee's Insurance	0.00	0.00	0.00	0.00	0.00	0.00	0.00	0.00	0.00
	21223	Expenses Of Fund On Contribution Based Insurance	0.00	0.00	0.00	0.00	0.00	0.00	0.00	0.00	0.00
	27311	Pension And Disability Allowance	50,565,685,200.31	0.00	0.00	0.00	0.00	0.00	0.00	0.00	50,565,685,200.31
	27312	Gratuity	373,314,708.08	0.00	0.00	0.00	0.00	0.00	0.00	0.00	373,314,708.08
	27313	Accumulated Leave Of Retiree	6,675,417,945.29	0.00	0.00	0.00	0.00	0.00	0.00	0.00	6,675,417,945.29
	27314	Medical Treatment Of Retirees	9,095,593,816.00	0.00	0.00	0.00	0.00	0.00	0.00	0.00	9,095,593,816.00
	27315	Facility Or Assistance To Deceased Employee	0.00	0.00	0.00	0.00	0.00	0.00	0.00	0.00	0.00
602	MOF Miscellaneous		1,920,355,444.77	0.00	0.00	0.00	0.00	0.00	0.00	0.00	1,920,355,444.77
	21139	Other Allowance	0.00	0.00	0.00	0.00	0.00	0.00	0.00	0.00	0.00
	22111	Water And Electricity	0.00	0.00	0.00	0.00	0.00	0.00	0.00	0.00	0.00
	22112	Communication Fee	0.00	0.00	0.00	0.00	0.00	0.00	0.00	0.00	0.00
	22212	Fuel For Official Purpose	0.00	0.00	0.00	0.00	0.00	0.00	0.00	0.00	0.00
	22291	Operation And Maintenance Expenditure Of Other Property	0.00	0.00	0.00	0.00	0.00	0.00	0.00	0.00	0.00
	22311	Stationeries And Office Goods	0.00	0.00	0.00	0.00	0.00	0.00	0.00	0.00	0.00
	22612	Travelling Expenditure	23,504,574.00	0.00	0.00	0.00	0.00	0.00	0.00	0.00	23,504,574.00
	22613	Travelling Expenditure Of VIPs And Delegation	46,175,374.07	0.00	0.00	0.00	0.00	0.00	0.00	0.00	46,175,374.07

Government of Nepal
Ministry of Finance
Financial Comptroller General Office
Ministry and Economic Code Wise Expenditure
Fiscal Year: 2078/79

(In Rs.)

Ministry/ Budget Entity	Economic Codes	Economic Heads	GoN Cash	Cash Grant	Cash Loan	Reimbursable Grant	Reimbursable Loan	Direct Grant	Direct Loan	Commodity Grant	Total Expenditure
	22711	Miscellaneous Expenditure	1,658,583.00	0.00	0.00	0.00	0.00	0.00	0.00	0.00	1,658,583.00
	26412	Conditional Current Grant Provided To Government Entity, Foundation, And Boards	21,350,000.00	0.00	0.00	0.00	0.00	0.00	0.00	0.00	21,350,000.00
	26413	Conditional Current Grant Provided To Other Institutions	0.00	0.00	0.00	0.00	0.00	0.00	0.00	0.00	0.00
	26422	Conditional Capital Grant To Government Entity, Committee, Board	0.00	0.00	0.00	0.00	0.00	0.00	0.00	0.00	0.00
	27111	Social Security	2,512,360.00	0.00	0.00	0.00	0.00	0.00	0.00	0.00	2,512,360.00
	27112	Other Social Security	193,342,072.00	0.00	0.00	0.00	0.00	0.00	0.00	0.00	193,342,072.00
	28211	Refund Of Revenue	62,160,940.00	0.00	0.00	0.00	0.00	0.00	0.00	0.00	62,160,940.00
	28212	Judicial Refund	39,953,859.20	0.00	0.00	0.00	0.00	0.00	0.00	0.00	39,953,859.20
	28219	Other Refundable	30,774,618.00	0.00	0.00	0.00	0.00	0.00	0.00	0.00	30,774,618.00
	28911	Current Contingency Expenses	0.00	0.00	0.00	0.00	0.00	0.00	0.00	0.00	0.00
	31111	Residential Building Construction/Purchase	0.00	0.00	0.00	0.00	0.00	0.00	0.00	0.00	0.00
	31112	Non-Residential Building Purchase/Construction	0.00	0.00	0.00	0.00	0.00	0.00	0.00	0.00	0.00
	31121	Transport Vehicle	0.00	0.00	0.00	0.00	0.00	0.00	0.00	0.00	0.00
	31122	Machinery And Implements	0.00	0.00	0.00	0.00	0.00	0.00	0.00	0.00	0.00
	31123	Furniture & Fixtures	0.00	0.00	0.00	0.00	0.00	0.00	0.00	0.00	0.00
	31134	Expense On Computer Software Construction And Procurement	0.00	0.00	0.00	0.00	0.00	0.00	0.00	0.00	0.00
	31151	Road & Bridge Construction	0.00	0.00	0.00	0.00	0.00	0.00	0.00	0.00	0.00
	31159	Other Public Construction Works	0.00	0.00	0.00	0.00	0.00	0.00	0.00	0.00	0.00
	31411	Expense On Land Acquisition	1,498,923,064.50	0.00	0.00	0.00	0.00	0.00	0.00	0.00	1,498,923,064.50
	31511	Contingency Capital	0.00	0.00	0.00	0.00	0.00	0.00	0.00	0.00	0.00
701	Province Level		104,473,980,924.66	546,157,600.00	715,805,000.00	2,188,469,800.00	791,334,939.82	324,200,000.00	0.00	0.00	109,039,948,264.48
	26331	Equalization Grant	57,954,800,000.00	0.00	0.00	0.00	0.00	0.00	0.00	0.00	57,954,800,000.00
	26332	Conditional Grant	15,070,261,174.66	539,882,600.00	715,805,000.00	2,041,070,800.00	0.00	0.00	0.00	0.00	18,367,019,574.66
	26333	Special Grant	503,300,000.00	0.00	0.00	0.00	0.00	0.00	0.00	0.00	503,300,000.00

Government of Nepal
Ministry of Finance
Financial Comptroller General Office
Ministry and Economic Code Wise Expenditure
Fiscal Year: 2078/79

(In Rs.)

Ministry/ Budget Entity	Economic Codes	Economic Heads	GoN Cash	Cash Grant	Cash Loan	Reimbursable Grant	Reimbursable Loan	Direct Grant	Direct Loan	Commodity Grant	Total Expenditure
	26334	Complementary Grant	4,429,100,000.00	0.00	0.00	0.00	0.00	0.00	0.00	0.00	4,429,100,000.00
	26336	Conditional Grants (Capital)	23,649,699,750.00	6,275,000.00	0.00	147,399,000.00	791,334,939.82	324,200,000.00	0.00	0.00	24,918,908,689.82
	26337	Special Grants (Capital)	2,866,820,000.00	0.00	0.00	0.00	0.00	0.00	0.00	0.00	2,866,820,000.00
801	Local Level		279,472,150,537.22	1,763,247,959.77	866,978,013.09	3,208,505,351.47	11,451,258,571.38	255,812,411.99	0.00	0.00	297,017,952,844.92
	26331	Equalization Grant	94,569,837,338.00	0.00	0.00	0.00	0.00	0.00	0.00	0.00	94,569,837,338.00
	26332	Conditional Grant	157,189,959,566.60	1,285,414,792.37	816,429,093.09	2,953,252,937.19	4,753,273,086.40	74,769,725.98	0.00	0.00	167,073,099,201.63
	26333	Special Grant	388,429,472.00	0.00	0.00	0.00	0.00	0.00	0.00	0.00	388,429,472.00
	26334	Complementary Grant	4,984,329,871.70	0.00	0.00	0.00	0.00	0.00	0.00	0.00	4,984,329,871.70
	26336	Conditional Grants (Capital)	16,373,801,882.04	477,833,167.40	50,548,920.00	255,252,414.28	6,697,985,484.98	181,042,686.01	0.00	0.00	24,036,464,554.71
	26337	Special Grants (Capital)	5,965,792,406.88	0.00	0.00	0.00	0.00	0.00	0.00	0.00	5,965,792,406.88
Total			1,151,819,079,500.59	4,322,939,697.53	43,670,714,533.72	14,524,823,305.42	48,012,749,426.43	5,122,130,194.24	39,016,617,474.54	3,511,763,456.52	1,310,000,817,588.99

Government of Nepal
Ministry of Finance
Financial Comptroller General Office
Function Wise Expenditure
Fiscal Year: 2078/79

(In Rs.)

Functions	Priority 1	Priority 2	Grand Total
01 GENERAL PUBLIC SERVICE			
01.1 Executive and legislative organs, financial and fiscal affairs, external affairs	15,453,533,434.87	7,701,630.36	15,461,235,065.23
01.2 Foreign economic aid	24,762,844.00	0.00	24,762,844.00
01.3 General services	47,997,879,282.23	2,235,580,096.59	50,233,459,378.82
01.4 Basic research	1,946,350.02	0.00	1,946,350.02
01.5 R & D General public services	2,706,330,624.52	0.00	2,706,330,624.52
01.6 General public services n.e.c.	8,562,335,355.34	53,210,256.47	8,615,545,611.81
01.7 Public debt transactions	37,715,247,886.38	0.00	37,715,247,886.38
01.8 Transfers of a general character between levels of government	406,057,901,109.40	952,915,004.14	407,010,816,113.54
02 DEFENCE			
02.1 Military defence	51,212,162,031.56	365,321,662.55	51,577,483,694.11
02.2 Civil defence	1,712,177,860.93	0.00	1,712,177,860.93
02.5 Defence n.e.c.	0.00	7,329,774.42	7,329,774.42
03 PUBLIC ORDER AND SAFETY			
03.1 Police services	53,888,739,240.61	0.00	53,888,739,240.61
03.2 Fire-protection services	14,257,258.36	0.00	14,257,258.36
03.3 Law courts	8,882,518,232.92	117,109,737.87	8,999,627,970.79
03.4 Prisons	2,426,055,572.37	0.00	2,426,055,572.37
03.5 R & D Public order and safety	53,000,000.00	0.00	53,000,000.00
03.6 Public order and safety n.e.c.	6,994,226,594.46	8,920,847.00	7,003,147,441.46
04 ECONOMIC AFFAIRS			
04.1 General economic, commercial and labour affairs	2,812,030,585.31	312,322,716.08	3,124,353,301.39
04.2 Agriculture, forestry, fishing and hunting	62,328,927,285.86	5,071,368,544.32	67,400,295,830.18
04.3 Fuel and energy	9,320,933,587.17	29,960,044.44	9,350,893,631.61
04.4 Mining, manufacturing and construction	89,931,905,495.60	7,312,635,786.52	97,244,541,282.12
04.5 Transport	966,608,162.02	61,516,471.75	1,028,124,633.77
04.6 Communication	5,129,440,241.03	454,041,803.37	5,583,482,044.40
04.7 Other industries	3,263,919,054.91	14,334,030.00	3,278,253,084.91
04.8 R & D Economic affairs	780,766,394.29	0.00	780,766,394.29
04.9 Economic affairs n.e.c.	2,400,849,896.66	1,583,737,960.12	3,984,587,856.78
05 ENVIRONMENTAL PROTECTION			
05.2 Waste water management	0.00	771,647,434.19	771,647,434.19
05.4 Protection of biodiversity and landscape	37,282,798.35	0.00	37,282,798.35
05.5 R & D Environmental protection	85,101,047.36	0.00	85,101,047.36
05.6 Environmental protection n.e.c.	4,517,954,802.83	35,578,014.80	4,553,532,817.63
06 HOUSING AND COMMUNITY AMENITIES			
06.1 Housing development	13,991,083,925.15	2,127,435,649.29	16,118,519,574.44
06.2 Community development	1,010,234,844.61	162,237,036.67	1,172,471,881.28

Government of Nepal
Ministry of Finance
Financial Comptroller General Office
Function Wise Expenditure
Fiscal Year: 2078/79

(In Rs.)

Functions	Priority 1	Priority 2	Grand Total
06.3 Water supply	11,094,669,462.02	2,662,238,569.55	13,756,908,031.57
06.6 Housing and community amenities n.e.c.	4,009,282,006.12	0.00	4,009,282,006.12
07 HEALTH			
07.1 Medical products, appliances and equipment	1,101,891,831.07	0.00	1,101,891,831.07
07.2 Out-patient services	23,661,265,575.51	0.00	23,661,265,575.51
07.3 Hospital services	16,947,013,342.50	8,822,433,581.77	25,769,446,924.27
07.4 Public health services	21,619,715,545.05	0.00	21,619,715,545.05
07.5 R & D Health	415,259,602.45	1,998,536,502.47	2,413,796,104.92
07.6 Health n.e.c.	367,468,648.77	0.00	367,468,648.77
08 RECREATION, CULTURE AND RELIGION			
08.1 Recreational and sporting services	1,171,408,798.78	0.00	1,171,408,798.78
08.2 Cultural services	2,547,219,325.33	451,130,598.09	2,998,349,923.42
08.3 Broadcasting and publishing services	337,364,632.20	139,300,000.00	476,664,632.20
08.5 R & D Recreation, culture and religion	45,401,141.09	0.00	45,401,141.09
09 EDUCATION			
09.1 Pre-primary and primary education	0.00	445,895,779.09	445,895,779.09
09.5 Education not definable by level	296,513,592.00	1,148,965,742.27	1,445,479,334.27
09.6 Subsidiary services to education	21,069,971,279.10	17,676,441,406.62	38,746,412,685.72
09.7 R & D Education	19,065,379.06	0.00	19,065,379.06
09.8 Education n.e.c.	1,758,753,115.00	200,983,585.85	1,959,736,700.85
10 SOCIAL PROTECTION			
10.5 Unemployment	27,409,493.00	0.00	27,409,493.00
10.7 Social exclusion n.e.c.	55,796,142.00	0.00	55,796,142.00
10.8 R & D Social protection	50,029,810.29	0.00	50,029,810.29
10.9 Social protection n.e.c.	168,350,878,154.51	72,524,773.44	168,423,402,927.95
Total	1,115,226,488,674.97	55,303,355,040.10	1,170,529,843,715.07

Government of Nepal
Ministry of Finance
Financial Comptroller General Office
Ministry Wise Functional Expenditure
Fiscal Year: 2078/79

(In Rs.)

Functions/Ministry	Expenditure
01 GENERAL PUBLIC SERVICE	521,769,343,874.32
01.1 Executive and legislative organs, financial and fiscal affairs, external affairs	15,461,235,065.23
101 President	139,881,801.79
102 Deputy President	45,516,669.66
103 Chief of Provinces	154,915,108.37
202 Federal Parliament	1,157,955,933.75
206 Commission for Investigation of Abuse of Authority	881,438,899.65
208 Office of the Auditor General	577,678,409.16
218 Council of Justice	47,218,304.84
220 National Natural Resources and Fiscal Commission	54,773,046.50
222 National Women Commission	69,135,780.18
224 National Dalit Commission	27,738,315.90
226 National Inclusion Commission	29,675,629.06
228 Indigenous Nationalities Commission	28,721,599.73
230 Madhesi Commission	31,097,821.38
232 Tharu Commission	53,997,578.56
234 Muslim Commission	33,099,793.76
301 Office of Prime Minister and Council of Ministers	399,529,691.32
305 Ministry of Finance	209,541,498.11
326 Ministry of Foreign Affairs	3,976,983,365.51
503 MOF- External Debt Service (Multilateral)	6,502,023,656.58
504 MOF- External Debt Service (Bilateral)	1,038,916,201.42
602 MOF Miscellaneous	1,395,960.00
01.2 Foreign economic aid	24,762,844.00
307 Ministry of Industry, Commerce and Supply	24,762,844.00
01.3 General services	50,233,459,378.82
210 Public Service Commission	963,390,905.30
301 Office of Prime Minister and Council of Ministers	268,211,480.46
305 Ministry of Finance	4,506,707,244.47
314 Ministry of Home Affairs	19,981,236,603.02
326 Ministry of Foreign Affairs	1,044,386,170.36
337 Ministry of Physical Infrastructure and Transport	90,419,184.29
347 Ministry of Urban Development	135,962,421.10
365 Ministry of Federal Affairs and General Administration	1,465,620,082.09
391 National Planning Commission	1,138,704,504.54

Government of Nepal
Ministry of Finance
Financial Comptroller General Office
Ministry Wise Functional Expenditure
Fiscal Year: 2078/79

(In Rs.)

Functions/Ministry	Expenditure
392 National Reconstruction Authority	20,218,784,362.92
601 MOF Staff Benefits and Retirement Benefits	0.00
602 MOF Miscellaneous	420,036,420.27
01.4 Basic research	1,946,350.02
365 Ministry of Federal Affairs and General Administration	1,946,350.02
01.5 R & D General public services	2,706,330,624.52
347 Ministry of Urban Development	201,967,830.14
365 Ministry of Federal Affairs and General Administration	378,946,705.82
391 National Planning Commission	2,125,416,088.56
01.6 General public services n.e.c.	8,615,545,611.81
212 Election Commission	5,499,969,448.38
214 National Human Rights Commission	205,614,920.82
314 Ministry of Home Affairs	1,834,885,922.24
337 Ministry of Physical Infrastructure and Transport	1,021,865,063.90
365 Ministry of Federal Affairs and General Administration	53,210,256.47
602 MOF Miscellaneous	0.00
01.7 Public debt transactions	37,715,247,886.38
305 Ministry of Finance	30,254,582.61
502 MOF- Domestic Debt Service	37,684,993,303.77
01.8 Transfers of a general character between levels of government	407,010,816,113.54
365 Ministry of Federal Affairs and General Administration	952,915,004.14
701 Province Level	109,039,948,264.48
801 Local Level	297,017,952,844.92
02 DEFENCE	53,296,991,329.46
02.1 Military defense	51,577,483,694.11
307 Ministry of Industry, Commerce and Supply	322,732,156.63
345 Ministry of Defense	51,254,751,537.48
02.2 Civil defense	1,712,177,860.93
314 Ministry of Home Affairs	1,712,177,860.93
02.5 Defense n.e.c.	7,329,774.42
347 Ministry of Urban Development	7,329,774.42
03 PUBLIC ORDER AND SAFETY	72,384,827,483.59
03.1 Police services	53,888,739,240.61
314 Ministry of Home Affairs	53,888,739,240.61
03.2 Fire-protection services	14,257,258.36

Government of Nepal
Ministry of Finance
Financial Comptroller General Office
Ministry Wise Functional Expenditure
Fiscal Year: 2078/79

(In Rs.)

Functions/Ministry	Expenditure
314 Ministry of Home Affairs	14,257,258.36
03.3 Law courts	8,999,627,970.79
204 Courts	7,588,644,561.13
301 Office of Prime Minister and Council of Ministers	1,060,584,188.30
311 Ministry of Law, Justice and Parliamentary Affairs	330,531,523.79
371 Ministry of Labor, Employment and Social Security	19,867,697.57
03.4 Prisons	2,426,055,572.37
314 Ministry of Home Affairs	2,426,055,572.37
03.5 R & D Public order and safety	53,000,000.00
343 Ministry of Youth and Sports	53,000,000.00
03.6 Public order and safety n.e.c.	7,003,147,441.46
301 Office of Prime Minister and Council of Ministers	1,657,987,287.24
314 Ministry of Home Affairs	5,345,160,154.22
04 ECONOMIC AFFAIRS	191,775,298,059.45
04.1 General economic, commercial and labor affairs	3,124,353,301.39
301 Office of Prime Minister and Council of Ministers	98,689,202.77
305 Ministry of Finance	427,600,488.29
307 Ministry of Industry, Commerce and Supply	1,415,784,647.66
336 Ministry of Land Management, Cooperative and Poverty Alleviation	7,171,028.96
343 Ministry of Youth and Sports	101,637,081.14
371 Ministry of Labor, Employment and Social Security	1,073,470,852.57
602 MOF Miscellaneous	0.00
04.2 Agriculture, forestry, fishing and hunting	67,400,295,830.18
305 Ministry of Finance	399,318,807.11
308 Ministry of Energy, Water Resources and Irrigation	22,862,553,301.45
312 Ministry of Agriculture and Livestock Development	30,398,700,032.10
329 Ministry of Forest and Environment	8,404,800,747.28
336 Ministry of Land Management, Cooperative and Poverty Alleviation	5,331,281,978.03
347 Ministry of Urban Development	3,640,964.21
04.3 Fuel and energy	9,350,893,631.61
307 Ministry of Industry, Commerce and Supply	64,064,017.80
308 Ministry of Energy, Water Resources and Irrigation	9,286,829,613.81
04.4 Mining, manufacturing and construction	97,244,541,282.12
307 Ministry of Industry, Commerce and Supply	88,955,754.40
337 Ministry of Physical Infrastructure and Transport	92,235,798,285.79

Government of Nepal
Ministry of Finance
Financial Comptroller General Office
Ministry Wise Functional Expenditure
Fiscal Year: 2078/79

(In Rs.)

Functions/Ministry	Expenditure
347 Ministry of Urban Development	865,998,990.43
365 Ministry of Federal Affairs and General Administration	4,053,788,251.50
04.5 Transport	1,028,124,633.77
337 Ministry of Physical Infrastructure and Transport	927,789,720.14
365 Ministry of Federal Affairs and General Administration	100,334,913.63
04.6 Communication	5,583,482,044.40
358 Ministry of Communications and Information Technology	5,583,482,044.40
04.7 Other industries	3,278,253,084.91
307 Ministry of Industry, Commerce and Supply	3,278,253,084.91
04.8 R & D Economic affairs	780,766,394.29
307 Ministry of Industry, Commerce and Supply	686,412,695.50
308 Ministry of Energy, Water Resources and Irrigation	94,353,698.79
04.9 Economic affairs n.e.c.	3,984,587,856.78
301 Office of Prime Minister and Council of Ministers	58,785,813.27
305 Ministry of Finance	943,558,163.42
325 Ministry of Culture, Tourism and Civil Aviation	1,483,320,815.59
365 Ministry of Federal Affairs and General Administration	0.00
602 MOF Miscellaneous	1,498,923,064.50
05 ENVIRONMENTAL PROTECTION	5,447,564,097.53
05.2 Waste water management	771,647,434.19
313 Ministry of Water Supply	771,647,434.19
05.4 Protection of biodiversity and landscape	37,282,798.35
329 Ministry of Forest and Environment	37,282,798.35
05.5 R & D Environmental protection	85,101,047.36
329 Ministry of Forest and Environment	85,101,047.36
05.6 Environmental protection n.e.c.	4,553,532,817.63
308 Ministry of Energy, Water Resources and Irrigation	633,666,698.45
329 Ministry of Forest and Environment	1,140,176,176.67
347 Ministry of Urban Development	2,744,111,927.71
358 Ministry of Communications and Information Technology	35,578,014.80
06 HOUSING AND COMMUNITY AMENITIES	35,057,181,493.41
06.1 Housing development	16,118,519,574.44
347 Ministry of Urban Development	16,118,519,574.44
06.2 Community development	1,172,471,881.28
308 Ministry of Energy, Water Resources and Irrigation	908,853,830.90

Government of Nepal
Ministry of Finance
Financial Comptroller General Office
Ministry Wise Functional Expenditure
Fiscal Year: 2078/79

(In Rs.)

Functions/Ministry	Expenditure
336 Ministry of Land Management, Cooperative and Poverty Alleviation	162,237,036.67
340 Ministry of Women, Children and Senior Citizen	70,664,873.00
365 Ministry of Federal Affairs and General Administration	30,716,140.71
06.3 Water supply	13,756,908,031.57
308 Ministry of Energy, Water Resources and Irrigation	441,708,188.12
313 Ministry of Water Supply	13,305,148,693.56
365 Ministry of Federal Affairs and General Administration	10,051,149.89
06.6 Housing and community amenities n.e.c.	4,009,282,006.12
347 Ministry of Urban Development	1,519,024,431.66
365 Ministry of Federal Affairs and General Administration	2,490,257,574.46
07 HEALTH	74,933,584,629.59
07.1 Medical products, appliances and equipment	1,101,891,831.07
370 Ministry of Health and Population	1,101,891,831.07
07.2 Out-patient services	23,661,265,575.51
307 Ministry of Industry, Commerce and Supply	141,713,642.00
370 Ministry of Health and Population	23,519,551,933.51
07.3 Hospital services	25,769,446,924.27
314 Ministry of Home Affairs	1,299,915,475.80
345 Ministry of Defense	1,927,790,409.01
370 Ministry of Health and Population	13,441,646,400.06
601 MOF Staff Benefits and Retirement Benefits	9,100,094,639.40
07.4 Public health services	21,619,715,545.05
365 Ministry of Federal Affairs and General Administration	77,889,197.05
370 Ministry of Health and Population	21,541,826,348.00
07.5 R & D Health	2,413,796,104.92
370 Ministry of Health and Population	2,413,796,104.92
07.6 Health n.e.c.	367,468,648.77
370 Ministry of Health and Population	367,468,648.77
08 RECREATION,CULTURE AND RELIGION	4,691,824,495.49
08.1 Recreational and sporting services	1,171,408,798.78
343 Ministry of Youth and Sports	1,171,408,798.78
08.2 Cultural services	2,998,349,923.42
325 Ministry of Culture, Tourism and Civil Aviation	2,998,349,923.42
08.3 Broadcasting and publishing services	476,664,632.20
358 Ministry of Communications and Information Technology	476,664,632.20

Government of Nepal
Ministry of Finance
Financial Comptroller General Office
Ministry Wise Functional Expenditure
Fiscal Year: 2078/79

(In Rs.)

Functions/Ministry	Expenditure
08.5 R & D Recreation, culture and religion	45,401,141.09
325 Ministry of Culture, Tourism and Civil Aviation	45,401,141.09
09 EDUCATION	42,616,589,878.99
09.1 Pre-primary and primary education	445,895,779.09
350 Ministry of Education, Science and Technology	445,895,779.09
09.5 Education not definable by level	1,445,479,334.27
350 Ministry of Education, Science and Technology	1,445,479,334.27
09.6 Subsidiary services to education	38,746,412,685.72
350 Ministry of Education, Science and Technology	38,746,412,685.72
09.7 R & D Education	19,065,379.06
350 Ministry of Education, Science and Technology	19,065,379.06
09.8 Education n.e.c.	1,959,736,700.85
350 Ministry of Education, Science and Technology	1,959,736,700.85
10 SOCIAL PROTECTION	168,556,638,373.24
10.5 Unemployment	27,409,493.00
371 Ministry of Labor, Employment and Social Security	27,409,493.00
10.7 Social exclusion n.e.c.	55,796,142.00
365 Ministry of Federal Affairs and General Administration	55,796,142.00
10.8 R & D Social protection	50,029,810.29
336 Ministry of Land Management, Cooperative and Poverty Alleviation	50,029,810.29
10.9 Social protection n.e.c.	168,423,402,927.95
305 Ministry of Finance	14,446,268,181.32
314 Ministry of Home Affairs	95,982,024,389.40
340 Ministry of Women, Children and Senior Citizen	380,692,503.55
601 MOF Staff Benefits and Retirement Benefits	57,614,417,853.68
Total	1,170,529,843,715.07

Government of Nepal
Ministry of Finance
Financial Comptroller General Office
Function Wise Gender Responsive Expenditure
Fiscal Year: 2078/79

(In Rs.)

Revenue Head	Direct Benefit	Indirect Benefit	Neutral	*Total Expenditure
01 GENERAL PUBLIC SERVICE	420,680,571,000.00	6,249,586,000.00	181,446,681,000.00	608,376,838,000.00
01.1 Executive and Legislative Organs, Financial and Foreign Affairs	9,922,837,000.00	204,331,000.00	44,603,621,000.00	54,730,789,000.00
01.2 External Economic Assistance	0.00	0.00	24,763,000.00	24,763,000.00
01.3 General services	967,990,000.00	3,000,330,000.00	46,265,282,000.00	50,233,602,000.00
01.4 Basic General Service	0.00	1,946,000.00	0.00	1,946,000.00
01.5 General Research and Development Service	2,504,363,000.00	201,968,000.00	0.00	2,706,331,000.00
01.6 Other General Service	1,227,480,000.00	1,888,096,000.00	5,499,972,000.00	8,615,548,000.00
01.7 Public Debt Transactions	0.00	0.00	85,053,043,000.00	85,053,043,000.00
01.8 Transfers Between Different Levels of government	406,057,901,000.00	952,915,000.00	0.00	407,010,816,000.00
02 DEFENSE	0.00	51,566,549,380.00	1,730,163,000.00	53,296,712,380.00
02.1 Military Defense	0.00	49,847,321,000.00	1,730,163,000.00	51,577,484,000.00
02.2 Civil Defense	0.00	1,711,898,380.00	0.00	1,711,898,380.00
02.5 Defense- Not Classified Elsewhere	0.00	7,330,000.00	0.00	7,330,000.00
03 PUBLIC ORDER AND SAFETY	0.00	49,693,925,000.00	22,690,881,000.00	72,384,806,000.00
03.1 Police Services	0.00	48,729,694,000.00	5,159,045,000.00	53,888,739,000.00
03.2 Fire Protection Services	0.00	0.00	14,257,000.00	14,257,000.00
03.3 Law Courts	0.00	38,928,000.00	8,960,700,000.00	8,999,628,000.00
03.4 Prisons	0.00	450,668,000.00	1,975,387,000.00	2,426,055,000.00
03.5 R Public Order and Safety	0.00	0.00	53,000,000.00	53,000,000.00
03.6 Public Order and Safety- Not Classified Elsewhere	0.00	474,635,000.00	6,528,492,000.00	7,003,127,000.00
04 ECONOMIC AFFAIRS	54,944,332,000.00	134,694,865,210.00	47,062,361,000.00	236,701,558,210.00
04.1 General Economic, Commercial and Labor	262,365,000.00	2,154,280,000.00	707,709,000.00	3,124,354,000.00
04.2 Agriculture, forestry, fishing and hunting, Irrigation	36,032,277,000.00	26,936,466,000.00	8,131,559,000.00	71,100,302,000.00
04.3 Fuel and energy	9,563,489,000.00	20,091,696,000.00	10,888,904,000.00	40,544,089,000.00
04.4 Mining, manufacturing and construction	5,985,317,000.00	80,449,475,210.00	19,591,854,000.00	106,026,646,210.00
04.5 Transport	60,472,000.00	879,222,000.00	88,430,000.00	1,028,124,000.00
04.6 Communication	0.00	1,652,226,000.00	4,431,256,000.00	6,083,482,000.00
04.7 Other industries	760,040,000.00	16,098,000.00	2,502,115,000.00	3,278,253,000.00
04.8 Research and Development- Economic Affairs	686,413,000.00	94,354,000.00	0.00	780,767,000.00
04.9 Economic Affairs- Not Classified Elsewhere	1,593,959,000.00	2,421,048,000.00	720,534,000.00	4,735,541,000.00
05 ENVIRONMENTAL PROTECTION	431,764,000.00	5,842,285,000.00	428,749,000.00	6,702,798,000.00
05.1 Waste Management	100,000,000.00	1,155,235,000.00	0.00	1,255,235,000.00
05.2 Sewerage Management	0.00	771,647,000.00	0.00	771,647,000.00
05.4 Protection of Biodiversity and Soil Conservation	37,283,000.00	0.00	0.00	37,283,000.00

Government of Nepal
Ministry of Finance
Financial Comptroller General Office
Function Wise Gender Responsive Expenditure
Fiscal Year: 2078/79

(In Rs.)

Revenue Head	Direct Benefit	Indirect Benefit	Neutral	*Total Expenditure
05.5 Research and Development- Environmental Protection	0.00	0.00	85,101,000.00	85,101,000.00
05.6 Environmental Protection- Not Classified Elsewhere	294,481,000.00	3,915,403,000.00	343,648,000.00	4,553,532,000.00
06 HOUSING AND COMMUNITY AMENITIES	10,710,699,000.00	24,023,387,000.00	7,005,226,000.00	41,739,312,000.00
06.1 Housing Development	1,601,051,000.00	11,127,935,000.00	3,389,534,000.00	16,118,520,000.00
06.2 Community Development	70,665,000.00	1,101,807,000.00	0.00	1,172,472,000.00
06.3 Water Supply	7,519,959,000.00	9,303,387,000.00	3,615,692,000.00	20,439,038,000.00
06.6 Housing and Community Amenities- Not Classified Elsewhere	1,519,024,000.00	2,490,258,000.00	0.00	4,009,282,000.00
07 HEALTH	44,083,205,000.00	21,294,992,000.00	9,555,389,000.00	74,933,586,000.00
07.1 Medical Products, Appliances and Equipment	0.00	1,101,892,000.00	0.00	1,101,892,000.00
07.2 Out-patient Services	22,598,788,000.00	1,062,478,000.00	0.00	23,661,266,000.00
07.3 Hospital Services	8,328,379,000.00	7,885,680,000.00	9,555,389,000.00	25,769,448,000.00
07.4 Public Health Services	11,572,495,000.00	10,047,220,000.00	0.00	21,619,715,000.00
07.5 Research and Development- Health	1,583,543,000.00	830,253,000.00	0.00	2,413,796,000.00
07.6 Health- Not Classified Elsewhere	0.00	367,469,000.00	0.00	367,469,000.00
08 RECREATION, CULTURE AND RELIGION	543,007,000.00	1,235,059,000.00	2,913,759,000.00	4,691,825,000.00
08.1 Recreational and Sporting Services	0.00	1,095,759,000.00	75,650,000.00	1,171,409,000.00
08.2 Cultural Services	543,007,000.00	0.00	2,455,343,000.00	2,998,350,000.00
08.3 Broadcasting and Publishing Services	0.00	139,300,000.00	337,365,000.00	476,665,000.00
08.5 Research and Development- Culture and Religion	0.00	0.00	45,401,000.00	45,401,000.00
09 EDUCATION	3,682,890,000.00	38,713,651,000.00	220,049,000.00	42,616,590,000.00
09.1 Pre-primary and Primary Education	445,896,000.00	0.00	0.00	445,896,000.00
09.5 Education Not Definable by Level- Non Formal Education	1,445,479,000.00	0.00	0.00	1,445,479,000.00
09.6 Subsidiary Services to Education	32,762,000.00	38,713,651,000.00	0.00	38,746,413,000.00
09.7 Research and Development- Education	0.00	0.00	19,065,000.00	19,065,000.00
09.8 Education- Not Classified Elsewhere	1,758,753,000.00	0.00	200,984,000.00	1,959,737,000.00
10 SOCIAL PROTECTION	96,360,416,000.00	55,796,000.00	72,140,580,000.00	168,556,792,000.00
10.5 Unemployment	0.00	0.00	27,409,000.00	27,409,000.00
10.7 Social Exclusion	0.00	55,796,000.00	0.00	55,796,000.00
10.8 Social Protection- Research and Development	0.00	0.00	50,030,000.00	50,030,000.00
10.9 Social protection Not Classified Elsewhere	96,360,416,000.00	0.00	72,063,141,000.00	168,423,557,000.00
Total	631,436,884,000.00	333,370,095,590.00	345,193,838,000.00	1,310,000,817,590.00

*Including financing expenditure

Government of Nepal
Ministry of Finance
Financial Comptroller General Office
Non Votable Expenditure (Agency Wise)
Fiscal Year: 2078/79

Ministry	Budget				Expenditure			
	Recurrent	Capital	Financing	Total	Recurrent	Capital	Financing	Total
	(In Rs.)	(In Rs.)	(In Rs.)	(In Rs.)	(In Rs.)	(In Rs.)	(In Rs.)	(In Rs.)
101 President	7,500,000.00	0.00	0.00	7,500,000.00	7,250,725.00	0.00	0.00	7,250,725.00
102 Deputy President	6,300,000.00	0.00	0.00	6,300,000.00	5,679,517.29	0.00	0.00	5,679,517.29
103 Chief of Provinces	33,045,276.00	0.00	0.00	33,045,276.00	28,923,400.55	0.00	0.00	28,923,400.55
202 Federal Parliament	31,921,711.00	0.00	0.00	31,921,711.00	23,575,486.36	0.00	0.00	23,575,486.36
204 Courts	64,298,318.00	0.00	0.00	64,298,318.00	62,179,480.00	0.00	0.00	62,179,480.00
206 Commission for Investigation of Abuse of Authority	10,402,579.00	0.00	0.00	10,402,579.00	8,196,883.00	0.00	0.00	8,196,883.00
208 Office of the Auditor General	2,700,000.00	0.00	0.00	2,700,000.00	2,170,586.00	0.00	0.00	2,170,586.00
210 Public Service Commission	7,700,000.00	0.00	0.00	7,700,000.00	6,748,886.00	0.00	0.00	6,748,886.00
212 Election Commission	8,500,000.00	0.00	0.00	8,500,000.00	7,124,830.00	0.00	0.00	7,124,830.00
214 National Human Rights Commission	6,963,450.00	0.00	0.00	6,963,450.00	6,956,080.00	0.00	0.00	6,956,080.00
218 Council of Justice	4,277,410.00	0.00	0.00	4,277,410.00	4,233,216.00	0.00	0.00	4,233,216.00
220 National Natural Resources and Fiscal Commission	8,400,000.00	0.00	0.00	8,400,000.00	5,293,296.92	0.00	0.00	5,293,296.92
222 National Women Commission	7,800,000.00	0.00	0.00	7,800,000.00	7,365,624.00	0.00	0.00	7,365,624.00
224 National Dalit Commission	9,029,500.00	0.00	0.00	9,029,500.00	8,408,545.50	0.00	0.00	8,408,545.50
226 National Inclusion Commission	6,930,000.00	0.00	0.00	6,930,000.00	6,836,399.00	0.00	0.00	6,836,399.00
228 Indigenous Nationalities Commission	7,132,720.00	0.00	0.00	7,132,720.00	6,632,928.00	0.00	0.00	6,632,928.00
230 Madhesi Commission	7,029,599.00	0.00	0.00	7,029,599.00	6,708,374.95	0.00	0.00	6,708,374.95
232 Tharu Commission	7,500,563.00	0.00	0.00	7,500,563.00	6,942,297.00	0.00	0.00	6,942,297.00
234 Muslim Commission	7,100,000.00	0.00	0.00	7,100,000.00	5,935,764.67	0.00	0.00	5,935,764.67
502 MOF- Domestic Debt Service	37,733,100,000.00	0.00	47,337,800,000.00	85,070,900,000.00	37,684,993,303.77	0.00	47,337,795,000.00	85,022,788,303.77
503 MOF- External Debt Service (Multilateral)	7,000,400,000.00	0.00	25,825,800,000.00	32,826,200,000.00	6,502,023,656.58	0.00	23,965,597,188.75	30,467,620,845.33
504 MOF- External Debt Service (Bilateral)	2,192,100,000.00	0.00	7,731,800,000.00	9,923,900,000.00	1,038,916,201.42	0.00	5,450,262,341.15	6,489,178,542.57
602 MOF Miscellaneous	51,059,163.00	0.00	0.00	51,059,163.00	48,963,858.20	0.00	0.00	48,963,858.20
Total	47,221,190,289.00	0.00	80,895,400,000.00	128,116,590,289.00	45,492,059,340.21	0.00	76,753,654,529.90	122,245,713,870.11

Government of Nepal
Ministry of Finance
Financial Comptroller General Office
Votable Expenditure (Agency Wise)
Fiscal Year: 2078/79

Ministry	Budget			Expenditure				
	Recurrent	Capital	Financing	Total	Recurrent	Capital	Financing	Total
101 President	128,029,760.00	19,400,000.00	0.00	147,429,760.00	114,383,702.05	18,247,374.74	0.00	132,631,076.79
102 Deputy President	41,283,000.00	2,000,000.00	0.00	43,283,000.00	37,867,965.50	1,969,186.87	0.00	39,837,152.37
103 Chief of Provinces	171,355,500.00	5,200,000.00	0.00	176,555,500.00	121,807,281.32	4,184,426.50	0.00	125,991,707.82
202 Federal Parliament	1,165,900,000.00	57,800,000.00	0.00	1,223,700,000.00	1,087,112,129.66	47,268,317.73	0.00	1,134,380,447.39
204 Courts	4,979,702,727.00	3,403,795,100.00	0.00	8,383,497,827.00	4,468,047,512.84	3,058,417,568.29	0.00	7,526,465,081.13
206 Commission for Investigation of Abuse of Authority	975,600,000.00	290,900,000.00	0.00	1,266,500,000.00	729,873,433.62	143,368,583.03	0.00	873,242,016.65
208 Office of the Auditor General	476,730,000.00	196,270,000.00	0.00	673,000,000.00	422,093,558.16	153,414,265.00	0.00	575,507,823.16
210 Public Service Commission	982,591,307.00	25,324,000.00	0.00	1,007,915,307.00	935,429,289.74	21,212,729.56	0.00	956,642,019.30
212 Election Commission	6,652,187,164.00	174,900,000.00	0.00	6,827,087,164.00	5,420,561,958.18	72,282,660.20	0.00	5,492,844,618.38
214 National Human Rights Commission	243,893,242.00	3,400,000.00	0.00	247,293,242.00	195,326,943.32	3,331,897.50	0.00	198,658,840.82
218 Council of Justice	45,885,296.00	2,100,000.00	0.00	47,985,296.00	41,017,032.34	1,968,056.50	0.00	42,985,088.84
220 National Natural Resources and Fiscal Commission	70,900,000.00	3,600,000.00	0.00	74,500,000.00	48,285,231.02	1,194,518.56	0.00	49,479,749.58
222 National Women Commission	90,800,000.00	2,700,000.00	0.00	93,500,000.00	59,109,348.18	2,660,808.00	0.00	61,770,156.18
224 National Dalit Commission	23,266,000.00	1,000,000.00	0.00	24,266,000.00	18,598,570.40	731,200.00	0.00	19,329,770.40
226 National Inclusion Commission	22,798,570.00	1,200,000.00	0.00	23,998,570.00	21,641,225.22	1,198,004.84	0.00	22,839,230.06
228 Indigenous Nationalities Commission	22,294,338.00	1,300,000.00	0.00	23,594,338.00	21,306,150.73	782,521.00	0.00	22,088,671.73
230 Madhesi Commission	26,098,880.00	600,000.00	0.00	26,698,880.00	23,802,892.43	586,554.00	0.00	24,389,446.43
232 Tharu Commission	34,000,000.00	17,325,000.00	0.00	51,325,000.00	30,958,173.56	16,097,108.00	0.00	47,055,281.56
234 Muslim Commission	30,100,000.00	5,700,000.00	0.00	35,800,000.00	25,277,463.09	1,886,566.00	0.00	27,164,029.09
301 Office of Prime Minister and Council of Ministers	3,814,020,806.00	539,004,799.00	0.00	4,353,025,605.00	3,123,659,966.12	420,127,697.24	0.00	3,543,787,663.36

(In Rs.)

Government of Nepal
Ministry of Finance
Financial Comptroller General Office
Votable Expenditure (Agency Wise)
Fiscal Year: 2078/79

Ministry	Budget				Expenditure			
	Recurrent	Capital	Financing	Total	Recurrent	Capital	Financing	Total
	(In Rs.)	(In Rs.)	(In Rs.)	(In Rs.)	(In Rs.)	(In Rs.)	(In Rs.)	(In Rs.)
305 Ministry of Finance	24,967,459,795.00	10,744,129,160.00	0.00	35,711,588,955.00	19,851,371,367.39	1,111,877,597.94	0.00	20,963,248,965.33
307 Ministry of Industry, Commerce and Supply	6,274,642,342.00	5,270,923,000.00	0.00	11,545,565,342.00	4,430,757,819.66	1,591,921,023.24	0.00	6,022,678,842.90
308 Ministry of Energy, Water Resources and Irrigation	4,210,899,095.00	38,237,900,000.00	0.00	42,448,799,095.00	3,479,264,616.92	30,748,700,714.60	0.00	34,227,965,331.52
311 Ministry of Law, Justice and Parliamentary Affairs	478,738,000.00	16,600,000.00	0.00	495,338,000.00	320,206,423.81	10,325,099.98	0.00	330,531,523.79
312 Ministry of Agriculture and Livestock Development	34,076,640,751.00	3,689,395,000.00	0.00	37,766,035,751.00	28,550,744,220.48	1,847,955,811.62	0.00	30,398,700,032.10
313 Ministry of Water Supply	916,588,088.00	23,314,700,000.00	0.00	24,231,288,088.00	652,230,152.25	13,424,565,975.50	0.00	14,076,796,127.75
314 Ministry of Home Affairs	177,534,308,365.00	11,584,036,091.00	0.00	189,118,344,456.00	173,559,486,366.56	8,924,966,110.39	0.00	182,484,452,476.95
325 Ministry of Culture, Tourism and Civil Aviation	3,340,339,855.00	2,248,045,000.00	0.00	5,588,384,855.00	3,035,539,829.90	1,491,532,050.20	0.00	4,527,071,880.10
326 Ministry of Foreign Affairs	5,386,412,925.00	1,473,700,000.00	0.00	6,860,112,925.00	4,724,431,841.87	296,937,694.00	0.00	5,021,369,535.87
329 Ministry of Forest and Environment	7,410,418,173.00	4,337,830,000.00	0.00	11,748,248,173.00	6,515,771,313.68	3,151,569,455.98	0.00	9,667,360,769.66
336 Ministry of Land Management, Cooperative and Poverty Alleviation	5,682,906,772.00	1,492,705,000.00	0.00	7,175,611,772.00	4,334,574,931.88	1,216,144,922.07	0.00	5,550,719,853.95
337 Ministry of Physical Infrastructure and Transport	9,884,302,206.00	146,802,205,000.00	0.00	156,686,507,206.00	9,027,716,503.62	85,248,155,750.50	0.00	94,275,872,254.12
340 Ministry of Women, Children and Senior Citizen	501,816,000.00	156,200,000.00	0.00	658,016,000.00	404,595,503.91	46,761,872.64	0.00	451,357,376.55
343 Ministry of Youth and Sports	1,367,799,962.00	537,700,000.00	0.00	1,905,499,962.00	1,116,202,068.77	209,843,811.15	0.00	1,326,045,879.92
345 Ministry of Defense	48,610,320,338.00	8,168,089,306.00	0.00	56,778,409,644.00	48,252,610,511.40	4,929,931,435.09	0.00	53,182,541,946.49
347 Ministry of Urban Development	1,757,578,060.00	29,056,856,685.00	0.00	30,814,434,745.00	1,287,686,404.71	20,308,869,509.40	0.00	21,596,555,914.11
350 Ministry of Education, Science and Technology	48,123,351,280.00	398,516,000.00	0.00	48,521,867,280.00	42,457,682,645.70	158,907,233.29	0.00	42,616,589,878.99
358 Ministry of Communications and Information Technology	5,597,608,855.00	1,965,172,000.00	0.00	7,562,780,855.00	4,774,208,113.16	1,321,516,578.24	0.00	6,095,724,691.40
365 Ministry of Federal Affairs and General Administration	5,531,913,512.00	12,972,700,000.00	0.00	18,504,613,512.00	3,152,706,400.63	6,518,765,367.15	0.00	9,671,471,767.78

Government of Nepal
Ministry of Finance
Financial Comptroller General Office
Votable Expenditure (Agency Wise)
Fiscal Year: 2078/79

Ministry	Budget			Expenditure				
	Recurrent	Capital	Financing	Total	Recurrent	Capital	Financing	Total
370 Ministry of Health and Population	71,237,504,472.00	20,063,947,000.00	0.00	91,301,451,472.00	48,306,883,165.30	14,079,298,101.03	0.00	62,386,181,266.33
371 Ministry of Labor, Employment and Social Security	2,381,327,217.00	139,800,000.00	0.00	2,521,127,217.00	1,051,412,958.82	69,335,084.32	0.00	1,120,748,043.14
391 National Planning Commission	3,484,072,415.00	73,300,000.00	0.00	3,557,372,415.00	3,194,740,020.48	69,380,572.62	0.00	3,264,120,593.10
392 National Reconstruction Authority	7,773,062,578.00	30,957,728,159.00	0.00	38,730,790,737.00	6,252,837,047.95	13,965,947,314.97	0.00	20,218,784,362.92
501 MOF- Financing	0.00	0.00	116,989,200,000.00	116,989,200,000.00	0.00	0.00	62,717,319,344.02	62,717,319,344.02
601 MOF Staff Benefits and Retirement Benefits	79,609,570,205.00	0.00	0.00	79,609,570,205.00	66,714,512,493.08	0.00	0.00	66,714,512,493.08
602 MOF Miscellaneous	8,004,572,193.00	16,911,304,704.00	0.00	24,915,876,897.00	372,468,522.07	1,498,923,064.50	0.00	1,871,391,586.57
701 Province Level	115,403,724,408.00	0.00	0.00	115,403,724,408.00	109,039,948,264.48	0.00	0.00	109,039,948,264.48
801 Local Level	312,811,094,255.00	0.00	0.00	312,811,094,255.00	297,017,952,844.92	0.00	0.00	297,017,952,844.92
Total	1,012,356,408,707.00	375,367,001,004.00	116,989,200,000.00	1,504,712,609,711.00	908,824,702,180.88	216,213,082,193.98	62,717,319,344.02	1,187,755,103,718.88

Government of Nepal
Ministry of Finance
Financial Comptroller General Office
Comparative Expenditure (District Wise)
Fiscal Year: 2078/79

District	Fiscal Year 2076/77				Fiscal Year 2077/78				Fiscal Year 2078/79			
	Recurrent	Capital	Financing	Total	Recurrent	Capital	Financing	Total	Recurrent	Capital	Financing	Total
1 Taplejung	3,354,110,000.00	402,970,000.00	0.00	3,757,080,000.00	3,818,693,222.94	517,278,958.30	0.00	4,335,972,181.24	4,235,836,781.26	486,185,346.68	0.00	4,722,022,127.94
2 Panchthar	3,792,510,000.00	2,684,170,000.00	0.00	6,476,680,000.00	4,295,818,720.55	2,528,690,218.04	0.00	6,824,508,938.59	4,829,988,878.11	1,874,630,260.53	0.00	6,704,619,138.64
3 Ilam	5,436,140,000.00	1,091,180,000.00	0.00	6,527,320,000.00	6,088,023,326.05	1,826,576,364.05	0.00	7,914,599,690.10	7,019,069,451.30	2,037,531,109.69	0.00	9,056,600,560.99
4 Sankhuwasabha	4,006,200,000.00	1,209,420,000.00	0.00	5,215,620,000.00	4,375,620,784.79	1,397,498,364.00	0.00	5,773,119,148.79	4,860,445,807.13	1,061,737,040.83	0.00	5,922,182,847.96
5 Terathum	2,371,420,000.00	158,720,000.00	0.00	2,530,140,000.00	2,858,788,425.98	164,854,387.47	0.00	3,023,642,813.45	3,205,505,048.27	210,906,862.91	0.00	3,416,411,911.18
6 Dhankuta	4,110,270,000.00	945,080,000.00	0.00	5,055,350,000.00	4,262,012,959.94	1,285,721,584.06	0.00	5,547,734,544.00	4,952,570,873.34	1,081,490,131.07	0.00	6,034,061,004.41
7 Bhojpur	4,367,150,000.00	347,600,000.00	0.00	4,714,750,000.00	4,617,750,411.69	390,946,350.02	0.00	5,008,596,761.71	5,117,619,078.30	177,760,356.21	0.00	5,295,379,434.51
8 Khotang	5,093,310,000.00	600,120,000.00	0.00	5,693,430,000.00	5,356,449,231.90	764,117,776.18	0.00	6,120,567,008.08	6,051,976,317.29	676,437,196.10	0.00	6,728,413,513.39
9 Solukhumbu	3,945,660,000.00	351,740,000.00	0.00	4,297,400,000.00	3,477,029,177.85	435,907,941.81	0.00	3,912,937,119.66	3,692,168,118.04	169,457,511.93	0.00	3,861,625,629.97
10 Okhaldhunga	4,394,440,000.00	969,410,000.00	0.00	5,363,850,000.00	5,178,943,237.38	1,695,455,674.52	0.00	6,874,399,911.90	4,932,957,371.07	1,195,219,895.27	0.00	6,128,177,266.34
11 Udayapur	5,336,110,000.00	2,519,700,000.00	0.00	7,855,810,000.00	5,630,144,077.31	2,494,719,910.78	0.00	8,124,863,988.09	6,327,710,128.09	2,592,945,465.42	0.00	8,920,655,593.51
12 Jhapa	11,674,110,000.00	3,817,810,000.00	0.00	15,491,920,000.00	12,832,079,298.98	6,046,011,866.81	0.00	18,878,091,165.79	14,405,432,233.11	7,673,330,079.27	0.00	22,078,762,312.38
13 Morang	31,132,270,000.00	3,138,700,000.00	0.00	34,270,970,000.00	31,735,060,894.47	4,096,583,322.81	0.00	35,831,644,217.28	34,697,398,132.40	5,900,003,540.17	0.00	40,197,401,672.57
14 Sunsari	11,695,890,000.00	4,413,400,000.00	0.00	16,109,290,000.00	12,610,398,141.71	5,937,838,804.52	0.00	18,548,236,946.23	14,683,654,585.82	5,233,216,264.70	0.00	19,916,870,850.52
15 Saptari	8,998,440,000.00	1,479,970,000.00	0.00	10,478,410,000.00	10,168,887,557.13	1,899,146,549.60	0.00	12,068,034,106.73	12,189,167,403.72	2,331,344,338.69	0.00	15,120,511,742.41
16 Siraha	8,662,750,000.00	724,650,000.00	0.00	9,387,400,000.00	9,647,239,400.50	1,786,945,366.03	0.00	11,434,184,766.53	11,584,236,608.92	2,384,315,215.50	0.00	13,968,551,824.42
17 Dhanusa	25,449,720,000.00	5,267,990,000.00	0.00	30,717,710,000.00	25,781,464,248.09	6,476,988,904.56	0.00	32,258,453,152.65	28,581,532,232.00	5,759,666,346.34	0.00	34,341,198,578.34
18 Mahottari	8,656,370,000.00	3,374,220,000.00	0.00	12,030,590,000.00	9,966,898,391.62	2,902,599,364.30	0.00	12,869,497,755.92	11,186,524,044.48	2,405,355,918.37	0.00	13,591,879,962.85
19 Sarlahi	9,953,210,000.00	590,670,000.00	0.00	10,543,880,000.00	10,561,528,194.61	3,159,676,794.34	0.00	13,721,204,988.95	12,259,661,839.57	4,276,797,588.40	0.00	16,536,459,427.97
20 Rautahat	9,168,010,000.00	1,141,410,000.00	0.00	10,309,420,000.00	9,656,065,128.83	1,387,546,063.13	0.00	11,043,613,191.96	11,503,243,710.92	914,104,317.53	0.00	12,417,348,028.45
21 Bara	8,865,520,000.00	648,230,000.00	0.00	9,513,750,000.00	9,426,478,705.40	866,620,055.93	0.00	10,283,098,761.33	11,365,181,091.83	939,647,469.54	0.00	12,304,828,561.37
22 Parsa	8,216,010,000.00	3,457,340,000.00	0.00	11,673,350,000.00	8,893,401,219.11	5,733,083,811.05	0.00	14,626,485,030.16	10,501,210,290.78	6,502,741,146.10	0.00	17,003,951,436.88
23 Dolakha	5,794,070,000.00	2,039,930,000.00	0.00	7,834,000,000.00	6,216,474,365.30	1,981,886,863.95	0.00	8,198,361,229.25	5,802,380,485.11	1,509,532,028.22	0.00	7,311,912,513.33
24 Ramechhap	5,649,830,000.00	1,431,190,000.00	0.00	7,081,020,000.00	6,575,612,717.31	1,319,259,180.97	0.00	7,894,871,898.28	5,935,619,650.79	1,900,436,659.08	0.00	7,836,056,309.87
25 Sindhuli	7,023,860,000.00	684,210,000.00	0.00	7,708,070,000.00	6,972,618,173.63	734,913,955.26	0.00	7,707,532,128.89	6,841,279,160.38	2,375,279,166.35	0.00	9,216,558,326.73
26 Kavrepalanchowk	9,865,190,000.00	1,338,220,000.00	0.00	11,203,410,000.00	9,865,364,854.15	1,774,308,985.74	0.00	11,639,673,839.89	9,789,484,668.89	917,354,936.81	0.00	10,706,839,605.70
27 Sindhupalchok	8,085,090,000.00	730,500,000.00	0.00	8,815,590,000.00	8,290,580,259.86	937,077,439.57	0.00	9,227,657,699.43	8,187,045,561.26	183,238,082.17	0.00	8,370,283,643.43

(In Rs.)

Government of Nepal
Ministry of Finance
Financial Comptroller General Office
Comparative Expenditure (District Wise)
Fiscal Year: 2078/79

District	Fiscal Year 2076/77				Fiscal Year 2077/78				Fiscal Year 2078/79			
	Recurrent	Capital	Financing	Total	Recurrent	Capital	Financing	Total	Recurrent	Capital	Financing	Total
28 Rasuwa	2,252,310,000.00	383,100,000.00	0.00	2,635,410,000.00	2,387,774,002.33	386,041,926.79	0.00	2,773,815,929.12	2,304,803,963.47	125,679,850.65	0.00	2,430,483,814.12
29 Nuwakot	7,615,920,000.00	2,183,900,000.00	0.00	9,799,820,000.00	7,456,149,335.77	3,421,781,053.24	0.00	10,877,930,389.01	7,355,430,062.68	2,345,066,391.59	0.00	9,700,496,454.27
30 Dhading	8,598,320,000.00	972,940,000.00	0.00	9,571,260,000.00	8,808,444,124.09	1,246,897,983.30	0.00	10,055,342,117.39	7,916,422,882.93	1,197,178,517.37	0.00	9,113,601,400.30
31 Chitwan	10,948,490,000.00	3,681,340,000.00	0.00	14,629,830,000.00	10,945,778,737.09	5,175,103,190.32	0.00	16,120,881,927.41	12,088,926,496.28	5,024,671,143.80	0.00	17,113,597,640.08
32 Makawanpur	26,844,900,000.00	4,187,570,000.00	0.00	31,032,470,000.00	27,543,002,883.90	4,339,961,849.95	0.00	31,882,964,433.85	26,713,303,840.83	2,539,328,545.61	0.00	29,252,632,386.44
33 Bhaktapur	26,467,160,000.00	1,798,750,000.00	0.00	28,265,910,000.00	24,564,191,589.60	3,147,659,488.71	0.00	27,711,851,079.31	27,292,523,054.46	3,114,215,891.22	0.00	30,406,738,945.68
34 Lalitpur	13,190,410,000.00	8,160,090,000.00	0.00	21,340,500,000.00	12,456,527,151.87	10,859,405,224.80	0.00	23,315,932,376.67	13,967,494,758.19	8,794,470,028.38	0.00	22,761,964,786.57
35 Kathmandu	193,017,770,000.00	67,689,340,000.00	117,901,650,000.00	378,608,760,000.00	216,595,854,889.68	74,533,434,591.50	121,622,561,403.62	412,751,850,884.80	273,084,361,664.40	60,279,543,060.15	139,470,973,873.92	472,834,878,598.47
36 Gorkha	7,075,190,000.00	7,312,640,000.00	0.00	14,387,830,000.00	8,087,216,793.47	3,581,437,398.81	0.00	11,668,654,192.28	7,798,856,349.25	7,353,988,241.40	0.00	15,152,844,590.65
37 Lamjung	4,460,670,000.00	627,570,000.00	0.00	5,088,240,000.00	4,677,898,512.55	1,280,518,079.85	0.00	5,958,416,592.40	5,131,912,067.91	1,289,014,687.40	0.00	6,420,926,755.31
38 Tanahu	7,630,450,000.00	989,650,000.00	0.00	8,620,100,000.00	7,954,230,202.21	1,637,893,735.43	0.00	9,592,123,937.64	8,507,516,329.37	1,385,131,603.08	0.00	9,892,647,932.45
39 Kaski	22,881,880,000.00	3,630,580,000.00	0.00	26,512,460,000.00	24,485,931,866.66	4,286,973,334.13	0.00	28,772,905,000.79	23,771,342,150.46	4,540,871,591.57	0.00	28,312,213,742.03
40 Manang	971,210,000.00	30,070,000.00	0.00	1,001,280,000.00	1,077,416,520.31	149,877,156.18	0.00	1,227,093,676.49	1,132,234,576.79	80,201,964.49	0.00	1,212,436,541.28
41 Mustang	1,686,980,000.00	975,240,000.00	0.00	2,672,220,000.00	1,887,977,683.07	1,067,849,006.91	0.00	2,955,826,689.98	1,946,649,262.69	994,880,041.25	0.00	2,941,529,303.94
42 Palpat	4,026,400,000.00	1,593,380,000.00	0.00	5,619,780,000.00	4,176,136,773.84	2,068,886,030.76	0.00	6,245,022,804.60	4,542,503,878.08	1,264,250,021.74	0.00	5,806,753,899.82
43 Syangja	6,362,370,000.00	592,370,000.00	0.00	6,954,740,000.00	6,828,809,747.88	575,978,138.18	0.00	7,404,787,886.06	7,383,024,951.50	383,992,860.49	0.00	7,767,017,811.99
44 Myagdi	2,606,830,000.00	356,340,000.00	0.00	2,963,170,000.00	2,671,881,476.18	530,823,923.03	0.00	3,202,805,399.21	3,073,343,340.59	245,526,089.57	0.00	3,318,869,430.16
45 Baglung	5,860,040,000.00	1,011,790,000.00	0.00	6,991,830,000.00	6,080,998,931.73	1,371,928,361.92	0.00	7,452,927,293.65	6,945,980,848.29	888,558,404.22	0.00	7,844,539,252.51
46 Nawalpur	4,507,400,000.00	447,960,000.00	0.00	4,955,360,000.00	5,227,513,985.76	622,913,558.56	0.00	5,850,427,544.32	5,738,936,616.97	1,343,212,382.77	0.00	7,082,148,999.74
47 Nawalparasi	4,904,630,000.00	375,390,000.00	0.00	5,280,020,000.00	5,261,943,790.12	551,315,669.01	0.00	5,813,259,459.13	5,705,891,659.41	834,595,402.81	0.00	6,540,487,062.22
48 Rupandehi	29,559,540,000.00	3,679,980,000.00	0.00	33,239,520,000.00	31,158,431,422.16	4,479,188,917.23	0.00	35,637,620,339.39	31,422,808,158.51	4,264,408,128.60	0.00	35,687,216,287.11
49 Kapilvastu	7,332,820,000.00	636,590,000.00	0.00	7,969,410,000.00	8,213,701,306.24	1,869,090,475.68	0.00	10,082,791,781.92	9,595,709,407.35	2,041,610,782.77	0.00	11,637,320,190.12
50 Palpa	5,314,840,000.00	2,211,090,000.00	0.00	7,525,930,000.00	5,754,613,801.78	3,649,438,982.85	0.00	9,404,052,784.63	6,435,905,767.83	3,071,339,312.92	0.00	9,507,245,080.75
51 Arghakhanchi	3,863,280,000.00	669,180,000.00	0.00	4,532,460,000.00	4,321,326,880.57	988,644,079.08	0.00	5,279,970,959.65	4,835,618,074.00	905,679,086.66	0.00	5,741,297,160.66
52 Gulmi	5,891,420,000.00	950,850,000.00	0.00	6,842,270,000.00	6,301,904,730.99	1,010,389,671.05	0.00	7,312,294,402.04	7,206,124,726.35	950,467,302.93	0.00	8,156,592,029.28
53 Rukumkot	0.00	0.00	0.00	0.00	1,615,279,789.84	19,156,190.00	0.00	1,634,435,979.84	1,734,742,659.29	67,822,233.00	0.00	1,802,564,892.29
54 Rolpa	3,972,600,000.00	259,230,000.00	0.00	4,231,830,000.00	4,467,658,280.07	622,383,514.41	0.00	5,090,041,794.48	5,068,687,056.93	862,184,802.54	0.00	5,920,871,859.47
55 Pyuthan	3,938,820,000.00	181,820,000.00	0.00	4,120,640,000.00	4,402,395,372.45	376,326,445.35	0.00	4,778,721,817.80	4,875,228,866.93	364,573,566.68	0.00	5,239,802,433.61

(In Rs.)

Government of Nepal
Ministry of Finance
Financial Comptroller General Office
Comparative Expenditure (District Wise)
Fiscal Year: 2078/79

District	Fiscal Year 2076/77				Fiscal Year 2077/78				Fiscal Year 2078/79			
	Recurrent	Capital	Financing	Total	Recurrent	Capital	Financing	Total	Recurrent	Capital	Financing	Total
56 Dang	8,009,580,000.00	2,877,510,000.00	0.00	10,887,090,000.00	8,550,726,635.20	3,653,531,349.71	0.00	12,204,257,984.91	9,200,885,267.14	3,445,843,791.08	0.00	12,646,729,058.22
57 Barke	8,930,110,000.00	5,364,350,000.00	0.00	14,294,460,000.00	9,772,007,491.70	6,106,193,151.44	0.00	15,878,200,643.14	10,806,818,352.01	6,544,702,141.84	0.00	17,151,520,493.85
58 Bardiya	6,033,610,000.00	1,395,930,000.00	0.00	7,429,540,000.00	6,378,870,950.77	2,153,226,385.64	0.00	8,532,097,336.41	7,182,428,465.94	1,989,032,504.30	0.00	9,171,460,970.24
59 Rukum	4,560,990,000.00	420,570,000.00	0.00	4,981,560,000.00	3,770,195,879.75	517,338,868.99	0.00	4,287,534,748.74	4,505,552,844.35	692,973,552.14	0.00	5,198,526,396.49
60 Salyan	4,017,940,000.00	91,380,000.00	0.00	4,109,320,000.00	4,650,739,659.45	190,333,735.28	0.00	4,841,073,394.73	5,454,354,165.44	178,170,538.11	0.00	5,632,524,703.55
61 Dolpa	2,167,910,000.00	54,920,000.00	0.00	2,222,830,000.00	2,691,728,222.66	39,055,790.82	0.00	2,730,784,013.48	2,880,662,664.74	75,101,338.38	0.00	2,955,764,003.12
62 Jumla	4,200,300,000.00	1,021,210,000.00	0.00	5,221,510,000.00	4,727,143,174.84	1,477,151,727.79	0.00	6,204,294,902.63	5,163,623,097.77	1,276,121,675.45	0.00	6,439,744,773.22
63 Mugu	1,925,990,000.00	80,610,000.00	0.00	2,006,600,000.00	2,219,355,970.53	128,606,194.07	0.00	2,347,962,164.60	2,239,458,871.47	180,766,806.73	0.00	2,480,225,678.20
64 Humla	2,388,980,000.00	277,620,000.00	0.00	2,666,600,000.00	2,673,772,842.07	270,491,596.95	0.00	2,944,264,439.02	3,066,101,844.11	259,649,817.46	0.00	3,325,751,661.57
65 Kalikot	3,390,390,000.00	132,370,000.00	0.00	3,522,760,000.00	3,926,522,146.57	109,921,146.86	0.00	4,036,443,293.43	4,389,695,053.79	169,484,368.00	0.00	4,559,179,421.79
66 Jajarkot	3,492,490,000.00	322,830,000.00	0.00	3,815,320,000.00	4,065,491,410.55	700,167,197.78	0.00	4,765,658,608.33	4,625,051,068.01	1,150,583,482.86	0.00	5,775,634,550.87
67 Dailekh	4,433,080,000.00	1,446,660,000.00	0.00	5,879,740,000.00	5,449,194,201.27	3,017,285,427.23	0.00	8,466,479,628.50	5,920,843,282.64	2,646,614,985.46	0.00	8,567,458,268.10
68 Surkhet	22,065,590,000.00	3,562,360,000.00	0.00	25,627,950,000.00	23,085,512,499.59	3,688,309,621.41	0.00	26,773,822,121.00	26,508,961,931.87	3,977,906,828.12	0.00	30,486,868,759.99
69 Bajura	3,369,760,000.00	73,000,000.00	0.00	3,442,760,000.00	3,871,112,278.63	120,435,348.68	0.00	3,991,547,627.31	4,435,683,793.26	183,149,576.65	0.00	4,618,833,369.91
70 Bajhang	4,769,580,000.00	420,130,000.00	0.00	5,189,710,000.00	5,243,881,627.46	300,643,083.87	0.00	5,544,524,711.33	5,757,682,122.53	341,149,775.14	0.00	6,098,831,897.67
71 Doti	5,321,010,000.00	1,061,010,000.00	0.00	6,382,020,000.00	5,774,312,215.89	963,663,500.68	0.00	6,737,975,716.57	6,361,347,413.98	1,193,582,445.26	0.00	7,554,929,859.24
72 Achham	5,161,190,000.00	564,700,000.00	0.00	5,725,890,000.00	5,638,452,889.14	402,794,100.33	0.00	6,041,246,989.47	6,127,164,731.53	574,360,198.51	0.00	6,701,524,930.04
73 Darchula	3,731,540,000.00	299,490,000.00	0.00	4,031,030,000.00	4,641,893,266.52	757,209,219.62	0.00	5,399,102,486.14	5,277,629,801.52	1,436,897,363.90	0.00	6,714,527,165.42
74 Baitadi	4,806,270,000.00	453,690,000.00	0.00	5,259,960,000.00	5,563,996,812.98	611,471,576.00	0.00	6,175,468,388.98	5,921,945,339.17	582,588,975.51	0.00	6,504,534,314.68
75 Dadelidhura	3,774,920,000.00	204,620,000.00	0.00	3,979,540,000.00	4,474,895,250.02	87,701,124.53	0.00	4,562,596,374.55	4,344,708,176.49	165,869,646.09	0.00	4,510,577,822.58
76 Kanchanpur	6,949,660,000.00	2,844,870,000.00	0.00	9,794,530,000.00	7,142,223,099.92	3,717,685,048.34	0.00	10,859,908,148.26	8,217,619,773.82	3,602,615,975.09	0.00	11,820,235,748.91
77 Kailali	24,037,760,000.00	4,977,550,000.00	0.00	29,015,310,000.00	27,334,865,563.93	5,469,622,539.91	0.00	32,804,488,103.84	27,753,360,435.59	6,012,790,198.36	0.00	33,766,150,633.95
Total	784,148,960,000.00	189,084,680,000.00	117,901,650,000.00	1,091,135,290,000.00	846,217,309,328.73	228,836,092,561.76	121,622,561,403.62	1,196,675,963,294.11	954,316,761,521.09	216,213,082,193.98	139,470,973,873.92	1,310,000,817,588.99

(In Rs.)

Government of Nepal
Ministry of Finance
Financial Comptroller General Office
Summary of Comparative Climate Change Expenditure
Fiscal Year: 2078/79

(In Rs.)

Ministry/ Budget Entity	Expenditure		
	2076/77	2077/78	2078/79
305 Ministry of Finance	1,241,409,000.00	2,331,852,000.00	573,304,475.00
307 Ministry of Industry, Commerce and Supply	415,934,000.00	297,107,000.00	711,175,540.00
308 Ministry of Energy, Water Resources and	21,163,286,000.00	21,569,004,000.00	30,450,731,599.00
312 Irrigation Ministry of Agriculture and Livestock	17,235,100,000.00	18,593,919,000.00	25,120,723,707.00
313 Development Ministry of Water Supply	7,549,639,000.00	10,127,834,000.00	11,164,804,222.00
314 Ministry of Home Affairs	66,143,703,000.00	68,953,316,000.00	97,611,038,250.00
325 Ministry of Culture, Tourism and Civil Aviation	53,400,000.00	62,789,000.00	72,159,807.00
329 Ministry of Forest and Environment	4,929,402,000.00	5,082,605,000.00	4,507,200,704.00
336 Ministry of Land Management, Cooperative and Poverty Alleviation	16,153,000.00	16,367,000.00	7,171,029.00
337 Ministry of Physical Infrastructure and	6,700,210,000.00	9,942,616,000.00	11,527,196,582.00
347 Transport Ministry of Urban Development	7,220,479,000.00	5,315,962,000.00	4,771,479,731.00
350 Ministry of Education, Science and Technology	391,666,000.00	460,836,000.00	763,550,128.00
365 Ministry of Federal Affairs and General	305,356,000.00	63,431,000.00	91,589,552.00
370 Administration Ministry of Health and Population	3,924,290,000.00	6,042,235,000.00	10,047,220,165.00
371 Ministry of Labor, Employment and Social Security MOF- Financing	12,556,000.00	13,425,000.00	81,297,742.00
501 MOF- Financing	27,203,466,000.00	32,780,097,000.00	24,999,947,222.00
602 MOF Miscellaneous	0.00	0.00	999,662,770.00
701 Province	107,409,166,915.00	110,348,062,000.00	109,039,948,264.00
801 Local Level	242,971,271,000.00	284,132,978,000.00	297,017,952,845.00
Total	514,886,486,915.00	576,134,435,000.00	629,558,154,334.00

Government of Nepal
Ministry of Finance
Financial Comptroller General Office
Function wise Climate Change Responsive Budget & Expenditure
Fiscal Year: 2078/79

(In Rs.)

Function	Direct Responsive						Indirect Responsive						Total Responsive					
	Recurrent		Capital/Finance		Total		Recurrent		Capital/Finance		Total		Recurrent		Capital/Finance		Total	
	Budget	Expenditure	Budget	Expenditure	Budget	Expenditure	Budget	Expenditure	Budget	Expenditure	Budget	Expenditure	Budget	Expenditure	Budget	Expenditure	Budget	Expenditure
01 GENERAL PUBLIC SERVICE	8,022,000.00	8,437,646,000.00	202,000.00	52,336,000.00	380,434,000.00	397,814,031,000.00	325,000.00	72,985,000.00	388,456,000.00	406,251,677,000.00	527,000.00	125,321,000.00						
02 DEFENSE	0.00	0.00	0.00	0.00	956,000.00	884,228,000.00	1,411,000.00	747,087,000.00	956,000.00	884,228,000.00	1,411,000.00	747,087,000.00						
03 PUBLIC ORDER AND SAFETY	0.00	0.00	0.00	0.00	0.00	0.00	0.00	0.00	0.00	0.00	0.00	0.00						
04 ECONOMIC AFFAIRS	6,422,000.00	4,215,523,000.00	48,434,000.00	22,771,421,000.00	38,161,000.00	24,946,028,000.00	92,039,000.00	36,288,611,000.00	44,583,000.00	29,161,551,000.00	140,473,000.00	59,060,032,000.00						
05 ENVIRONMENTAL PROTECTION	1,007,000.00	681,433,000.00	7,251,000.00	4,360,439,000.00	98,000.00	75,337,000.00	2,886,000.00	1,304,013,000.00	1,105,000.00	756,770,000.00	10,137,000.00	5,664,452,000.00						
06 HOUSING AND COMMUNITY AMENITI	423,000.00	256,553,000.00	13,952,000.00	8,655,470,000.00	783,000.00	512,439,000.00	16,170,000.00	10,614,192,000.00	1,206,000.00	768,992,000.00	30,122,000.00	19,269,662,000.00						
07 HEALTH	0.00	0.00	0.00	0.00	89,000.00	77,889,000.00	12,827,000.00	10,047,220,000.00	89,000.00	77,889,000.00	12,827,000.00	10,047,220,000.00						
08 RECREATION, CULTURE AND RELIGI	0.00	0.00	0.00	0.00	0.00	0.00	0.00	0.00	0.00	0.00	0.00	0.00						
09 EDUCATION	0.00	0.00	0.00	0.00	819,000.00	762,505,000.00	2,000.00	1,045,000.00	819,000.00	762,505,000.00	2,000.00	1,045,000.00						
10 SOCIAL PROTECTION	0.00	0.00	0.00	0.00	93,694,000.00	95,979,724,000.00	0.00	0.00	93,694,000.00	95,979,724,000.00	0.00	0.00						
Total	15,874,000.00	13,591,155,000.00	69,839,000.00	35,839,666,000.00	515,034,000.00	521,052,181,000.00	125,660,000.00	59,075,153,000.00	530,908,000.00	534,643,336,000.00	195,499,000.00	94,914,819,000.00						

Government of Nepal
Ministry of Finance
Financial Comptroller General Office
Source wise Climate Change Responsive Expenditure
Fiscal Year: 2078/79

Ministry	Recurrent	Capital/Finance	Total	Capital/Finance			Kinds and Direct Payment
				Cash Total	GoN	Foreign	
305 Ministry of Finance	414,407,857.00	158,896,618.00	573,304,475.00	197,220,755.00	197,220,755.00	0.00	376,083,720.00
307 Ministry of Industry, Commerce and Supply	710,710,420.00	465,120.00	711,175,540.00	625,731,164.00	114,983,390.00	510,747,774.00	85,444,375.00
308 Ministry of Energy, Water Resources and	3,010,053,643.00	27,440,677,956.00	30,450,731,599.00	30,023,227,446.00	24,101,170,852.00	5,922,056,594.00	427,504,152.00
312 Irrigation Ministry of Agriculture and Livestock	23,805,183,523.00	1,315,540,184.00	25,120,723,707.00	24,998,062,084.00	17,582,991,204.00	7,415,070,880.00	122,661,623.00
313 Development Ministry of Water Supply	336,962,694.00	10,827,841,528.00	11,164,804,222.00	11,115,150,785.00	10,271,072,285.00	844,078,499.00	49,653,438.00
314 Ministry of Home Affairs	96,863,951,419.00	747,086,831.00	97,611,038,250.00	97,611,038,250.00	96,024,906,490.00	1,586,131,760.00	0.00
325 Ministry of Culture, Tourism and Civil Aviation	72,159,807.00	0.00	72,159,807.00	72,159,807.00	72,159,807.00	0.00	0.00
329 Ministry of Forest and Environment	1,701,557,376.00	2,805,643,328.00	4,507,200,704.00	3,966,080,444.00	3,456,111,731.00	509,968,712.00	541,120,260.00
336 Ministry of Land Management, Cooperative and Poverty Alleviation	7,171,029.00	0.00	7,171,029.00	7,171,029.00	7,171,029.00	0.00	0.00
337 Ministry of Physical Infrastructure and	104,331,125.00	11,422,865,457.00	11,527,196,582.00	10,316,727,719.00	7,448,417,517.00	2,868,310,202.00	1,210,468,863.00
347 Transport Ministry of Urban Development	633,099,149.00	4,138,380,582.00	4,771,479,731.00	3,672,562,368.00	2,540,023,733.00	1,132,538,635.00	1,098,917,363.00
350 Ministry of Education, Science and Technology	762,504,765.00	1,045,363.00	763,550,128.00	763,550,128.00	763,550,128.00	0.00	0.00
365 Ministry of Federal Affairs and General	90,803,637.00	785,915.00	91,589,552.00	91,589,552.00	16,062,908.00	75,526,644.00	0.00
370 Administration Ministry of Health and Population	0.00	10,047,220,165.00	10,047,220,165.00	9,847,627,206.00	2,532,309,671.00	7,315,317,534.00	199,592,959.00
371 Ministry of Labor, Employment and Social Security MOF- Financing	72,537,089.00	8,760,653.00	81,297,742.00	81,297,742.00	17,977,967.00	63,319,775.00	0.00
501 MOF- Financing	0.00	24,999,947,222.00	24,999,947,222.00	18,174,345,101.00	12,850,743,081.00	5,323,602,020.00	6,825,602,121.00
602 MOF Miscellaneous	0.00	999,662,770.00	999,662,770.00	999,662,770.00	999,662,770.00	0.00	0.00
701 Province	109,039,948,264.00	0.00	109,039,948,264.00	108,715,748,264.00	104,473,980,925.00	4,241,767,340.00	324,200,000.00
801 Local Level	297,017,952,845.00	0.00	297,017,952,845.00	296,762,159,223.00	279,471,194,327.00	17,290,964,896.00	255,793,622.00
Total	534,643,334,642.00	94,914,819,692.00	629,558,154,334.00	618,041,111,837.00	562,941,710,570.00	55,099,401,265.00	11,517,042,496.00

Government of Nepal
Ministry of Finance
Financial Comptroller General Office
District wise Climate Change Expenditure
Fiscal Year: 2078/79

(In Rs.)

District Code	District	Recurrent Expenditure	Capital/Finance Expenditure	Total Expenditure
1	Taplejung	3,451,122,243.00	378,052,644.00	3,829,174,887.00
2	Panchthar	3,580,383,614.00	681,125,819.00	4,261,509,433.00
3	Ilam	5,279,875,527.00	1,648,646,989.00	6,928,522,516.00
4	Sankhuwasabha	3,689,325,502.00	178,887,257.00	3,868,212,759.00
5	Terhathum	2,496,795,302.00	80,830,560.00	2,577,625,862.00
6	Dhankuta	3,459,460,397.00	561,012,046.00	4,020,472,443.00
7	Bhojpur	3,819,881,059.00	108,085,083.00	3,927,966,142.00
8	Khotang	4,664,197,319.00	592,871,693.00	5,257,069,012.00
9	Solukhumbu	2,854,559,341.00	99,266,917.00	2,953,826,258.00
10	Okhaldhunga	3,477,356,339.00	494,100,768.00	3,971,457,107.00
11	Udayapur	4,582,819,600.00	1,491,243,780.00	6,074,063,380.00
12	Jhapa	11,039,074,446.00	1,192,972,489.00	12,232,046,935.00
13	Morang	30,017,799,615.00	3,924,524,632.00	33,942,324,247.00
14	Sunsari	8,970,109,825.00	248,307,780.00	9,218,417,605.00
15	Saptari	9,353,793,366.00	799,178,506.00	10,152,971,872.00
16	Siraha	9,093,799,891.00	586,313,241.00	9,680,113,132.00
17	Dhanusha	24,789,227,826.00	2,097,892,417.00	26,887,120,243.00
18	Mahottari	7,825,393,855.00	508,055,703.00	8,333,449,558.00
19	Sarlahi	9,889,919,752.00	1,407,979,403.00	11,297,899,155.00
20	Rautahat	9,413,253,217.00	410,504,528.00	9,823,757,745.00
21	Bara	8,679,315,551.00	479,059,551.00	9,158,375,102.00
22	Parsa	6,730,111,352.00	1,626,760,374.00	8,356,871,726.00
23	Dolakha	4,468,214,573.00	356,430,014.00	4,824,644,587.00
24	Ramechhap	4,340,947,482.00	654,415,975.00	4,995,363,457.00
25	Sindhuli	4,755,985,425.00	105,189,658.00	4,861,175,083.00
26	Kavrepalanchok	6,514,658,515.00	164,208,900.00	6,678,867,415.00
27	Sindhuli	6,275,394,607.00	92,118,790.00	6,367,513,397.00
28	Rasuwa	1,333,466,175.00	90,046,735.00	1,423,512,910.00
29	Nuwakot	5,297,052,808.00	236,054,451.00	5,533,107,259.00
30	Dhading	6,266,204,429.00	113,595,230.00	6,379,799,659.00
31	Chitawan	6,968,138,313.00	2,180,199,634.00	9,148,337,947.00
32	Makawanpur	21,329,794,713.00	521,990,202.00	21,851,784,915.00
33	Bhaktapur	3,759,336,289.00	1,236,361,563.00	4,995,697,852.00
34	Lalitpur	5,398,412,186.00	2,811,278,482.00	8,209,690,668.00
35	Kathmandu	33,103,301,429.00	33,133,615,422.00	66,236,916,851.00

Government of Nepal
Ministry of Finance
Financial Comptroller General Office
District wise Climate Change Expenditure
Fiscal Year: 2078/79

(In Rs.)

District Code	District	Recurrent Expenditure	Capital/Finance Expenditure	Total Expenditure
36	Gorkha	6,216,791,675.00	6,288,584,212.00	12,505,375,887.00
37	Lamjung	3,865,553,121.00	648,745,060.00	4,514,298,181.00
38	Tanahun	5,407,533,605.00	740,688,543.00	6,148,222,148.00
39	Kaski	18,444,806,820.00	2,383,187,799.00	20,827,994,619.00
40	Manang	586,651,268.00	0.00	586,651,268.00
41	Mustang	933,540,715.00	53,857,539.00	987,398,254.00
42	Parbat	3,446,361,607.00	30,566,866.00	3,476,928,473.00
43	Syangja	6,160,237,294.00	104,115,038.00	6,264,352,332.00
44	Myagdi	2,461,939,525.00	207,165,220.00	2,669,104,745.00
45	Baglung	5,482,645,284.00	312,489,497.00	5,795,134,781.00
46	Nawalparasi (Bardghat Su	4,679,033,055.00	1,221,277,767.00	5,900,310,822.00
47	Nawalparasi (Bardghat Su	3,966,712,459.00	784,228,816.00	4,750,941,275.00
48	Rupandehi	26,170,374,578.00	2,253,311,405.00	28,423,685,983.00
49	Kapilbastu	7,116,237,863.00	369,232,479.00	7,485,470,342.00
50	Palpa	5,171,777,310.00	100,008,126.00	5,271,785,436.00
51	Arghakhachi	3,972,883,847.00	430,982,426.00	4,403,866,273.00
52	Gulmi	6,188,886,601.00	332,998,180.00	6,521,884,781.00
53	Rukum (East)	1,352,325,174.00	34,324,709.00	1,386,649,883.00
54	Rolpa	3,923,942,187.00	153,510,165.00	4,077,452,352.00
55	Pyuthan	3,814,448,932.00	165,327,617.00	3,979,776,549.00
56	Dang	6,405,944,505.00	1,926,400,988.00	8,332,345,493.00
57	Banke	5,758,380,063.00	1,774,225,430.00	7,532,605,493.00
58	Bardiya	5,453,161,100.00	1,905,106,121.00	7,358,267,221.00
59	Rukum (West)	3,358,119,580.00	206,252,642.00	3,564,372,222.00
60	Salyan	4,370,892,101.00	142,509,171.00	4,513,401,272.00
61	Dolpa	2,097,024,121.00	13,012,800.00	2,110,036,921.00
62	Jumla	3,060,913,277.00	457,457,828.00	3,518,371,105.00
63	Mugu	1,682,596,939.00	125,150,453.00	1,807,747,392.00
64	Humla	2,303,305,922.00	44,996,217.00	2,348,302,139.00
65	Kalikot	3,740,959,482.00	126,822,013.00	3,867,781,495.00
66	Jajarkot	3,448,487,708.00	397,023,284.00	3,845,510,992.00
67	Dailekh	5,124,384,294.00	246,574,106.00	5,370,958,400.00
68	Surkhet	22,583,729,131.00	2,494,991,676.00	25,078,720,807.00
69	Bajura	3,718,486,379.00	82,789,691.00	3,801,276,070.00
70	Bajhang	4,957,575,289.00	158,303,400.00	5,115,878,689.00

Government of Nepal
Ministry of Finance
Financial Comptroller General Office
District wise Climate Change Expenditure
Fiscal Year: 2078/79

(In Rs.)

District Code	District	Recurrent Expenditure	Capital/Finance Expenditure	Total Expenditure
71	Doti	3,999,528,861.00	780,248,113.00	4,779,776,974.00
72	Achham	4,916,645,441.00	138,428,567.00	5,055,074,008.00
73	Darchula	3,906,345,264.00	501,866,920.00	4,408,212,184.00
74	Baitadi	5,028,845,573.00	219,530,661.00	5,248,376,234.00
75	Dadeldhura	3,210,038,942.00	51,660,055.00	3,261,698,997.00
76	Kanchanpur	5,401,880,456.00	1,389,997,503.00	6,791,877,959.00
77	Kailali	23,784,925,414.00	3,825,693,347.00	27,610,618,761.00
	Total	534,643,334,645.00	94,914,819,686.00	629,558,154,331.00

Government of Nepal
Ministry of Finance
Financial Comptroller General Office
Donor Wise Outstanding External Debt & NPR Equivalent
Fiscal Year: 2078/79

(In Rs.)

S No.	Donor Short Name	Commit. Currency	Amount in Commitment Currency				Fx Rate	NPR Equivalent Position
			Opening Debt Balance	Disbursement in Current Year	Principal Payment in Current Year	Closing Balance		
Bilateral								
1	AUSTRIA	EUR	0.00	0.00	0.00	0.00	128.31	0.00
2	BELGIUM	EUR	5,016,365.31	0.00	548,326.04	4,468,039.27	128.31	573,294,118.73
3	EBK	KRW	63,530,976,820.00	165,059,890.00	2,248,487,660.00	61,447,549,050.00	0.0972	5,972,701,767.66
4	EBLCI	USD	257,125,253.70	49,112,424.57	22,429,517.70	283,808,160.57	128.11	36,358,663,450.62
5	EIBC	CNY	1,690,376,613.98	231,089,582.43	62,742,282.72	1,858,723,913.69	18.99	35,297,167,120.97
6	JICA	JPY	37,525,901,442.00	16,138,321,356.00	635,019,743.00	53,029,203,055.00	0.922	48,892,925,216.71
7	KUWAIT	KWD	2,984,881.05	627,430.59	74,000.00	3,538,311.64	415.66	1,470,734,616.28
8	NBF	EUR	2,225,583.62	0.00	1,138,818.78	1,086,764.84	128.31	139,442,796.62
9	SAUDI	SAR	19,494,768.31	62,749,761.63	3,750,000.00	78,494,529.94	34.13	2,679,018,306.85
Total of Bilateral								131,383,947,394.44
Multilateral								
1	ADB	SDR	1,434,202,940.84	101,582,522.32	73,674,734.13	1,462,110,729.03	167.74	245,254,453,687.49
2	ADB	USD	412,847,813.99	131,666,808.39	0.00	544,514,622.38	128.11	69,757,768,273.10
3	AIIB	USD	280,750.00	0.00	0.00	280,750.00	128.11	35,966,882.50
4	EEC	DKK	363,552.25	0.00	45,840.00	317,712.25	17.24	5,477,359.19
5	EEC	EUR	1,282,730.94	0.00	161,462.24	1,121,268.70	128.31	143,869,986.90
6	EEC	GBP	356,423.87	0.00	45,096.00	311,327.87	151.61	47,200,418.37
7	EIB	USD	33,661,685.30	10,258,765.00	236,763.24	43,683,687.06	128.11	5,596,317,149.26
8	IDA	EUR	345,000.00	0.00	0.00	345,000.00	128.31	44,266,950.00
9	IDA	SDR	2,723,928,455.46	327,116,971.08	51,279,529.33	2,999,765,897.21	167.74	503,180,731,598.01
10	IDA	USD	57,860,391.75	0.00	7,295,511.42	50,564,880.33	128.11	6,477,866,819.08
11	IFAD	SDR	55,100,790.91	1,398,401.07	2,215,129.00	54,284,062.98	167.74	9,105,608,724.27
12	IFAD	USD	2,159,761.75	6,550,000.00	288,000.00	8,421,761.75	128.11	1,078,911,897.79
13	IMF	SDR	188,985,000.00	78,500,000.00	7,130,000.00	260,355,000.00	167.74	43,671,947,700.00
14	NDF	EUR	15,188,127.23	0.00	1,023,871.40	14,164,255.83	128.31	1,817,415,665.55
15	OFID	USD	67,599,245.03	6,024,148.57	9,261,820.00	64,361,573.60	128.11	8,245,361,193.90
Total of Multilateral								894,463,164,305.41
Grand Total								1,025,847,111,699.85

Source: Public Debt Management Office

Government of Nepal
Ministry of Finance
Financial Comptroller General Office
Donor Wise Outstanding External Debt
Fiscal Year: 2078/79

(In Rs.)

S No.	Donor Type	Donor	Commit. Currency	Amount (Commitment CCY)	NPR Amount	USD Amount
Bilateral						
1	BELGIUM		EUR	4,468,039.27	573,294,118.73	4,475,014.59
2	EBK		KRW	61,447,549,050.00	5,972,701,767.66	46,621,667.06
3	EBLCI		USD	283,808,160.57	36,358,663,450.62	283,808,160.57
4	EIBC		CNY	1,858,723,913.69	35,297,167,120.97	275,522,341.12
5	JICA		JPY	53,029,203,055.00	48,892,925,216.71	381,647,999.51
6	KUWAIT		KWD	3,538,311.64	1,470,734,616.28	11,480,248.35
7	NBF		EUR	1,086,764.84	139,442,796.62	1,088,461.45
8	SAUDI		SAR	78,494,529.94	2,679,018,306.85	20,911,859.39
Total of Bilateral					131,383,947,394.44	1,025,555,752.04
Multilateral						
1	ADB		USD	544,514,622.38	69,757,768,273.10	544,514,622.38
2	ADB		SDR	1,462,110,729.03	245,254,453,687.49	1,914,405,227.44
3	AIIB		USD	280,750.00	35,966,882.50	280,750.00
4	EEC		GBP	311,327.87	47,200,418.37	368,436.64
5	EEC		EUR	1,121,268.70	143,869,986.90	1,123,019.18
6	EEC		DKK	317,712.25	5,477,359.19	42,755.13
7	EIB		USD	43,683,687.06	5,596,317,149.26	43,683,687.06
8	IDA		SDR	2,999,765,897.21	503,180,731,598.01	3,927,724,077.73
9	IDA		EUR	345,000.00	44,266,950.00	345,538.60
10	IDA		USD	50,564,880.33	6,477,866,819.08	50,564,880.33
11	IFAD		SDR	54,284,062.98	9,105,608,724.27	71,076,486.80
12	IFAD		USD	8,421,761.75	1,078,911,897.79	8,421,761.75
13	IMF		SDR	260,355,000.00	43,671,947,700.00	340,894,135.51
14	NDF		EUR	14,164,255.83	1,817,415,665.55	14,186,368.48
15	OFID		USD	64,361,573.60	8,245,361,193.90	64,361,573.60
Total of Multilateral					894,463,164,305.41	6,981,993,320.63
Grand Total					1,025,847,111,699.85	8,007,549,072.67

Source: Public Debt Management Office

Government of Nepal
Ministry of Finance
Financial Comptroller General Office
Debt Outstanding Position (Currency Wise Summary)
Fiscal Year: 2078/79

(In Rs.)

S. No.	Currency	Debt Amount (Commitment Currency)	Debt Amount (NPR Equivalent)	Debt Amount (USD Equivalent)
1	CNY	1,858,723,914.00	35,297,167,121.00	275,522,341.00
2	DKK	317,712.00	5,477,359.00	42,755.00
3	EUR	21,185,329.00	2,718,289,518.00	21,218,402.00
4	GBP	311,328.00	47,200,418.00	368,437.00
5	JPY	53,029,203,055.00	48,892,925,217.00	381,648,000.00
6	KRW	61,447,549,050.00	5,972,701,768.00	46,621,667.00
7	KWD	3,538,312.00	1,470,734,616.00	11,480,248.00
8	SAR	78,494,530.00	2,679,018,307.00	20,911,859.00
9	SDR	4,776,515,689.00	801,212,741,710.00	6,254,099,927.00
10	USD	995,635,436.00	127,550,855,666.00	995,635,436.00
Total		122,211,474,355.00	1,025,847,111,700.00	8,007,549,072.00

Source: Public Debt Management Office

Government of Nepal
Ministry of Finance
Financial Comptroller General Office
Commitment Charge Payment Summary in NPR
Fiscal Year: 2078/79

(In Rs.)

S. No.	Donor	Cumulative Payment till previous year	During this year	Total interest payment till this year
1	ADB	0.00	0.00	0.00
2	AiIB	0.00	12,777,981.71	12,777,981.71
3	AUSTRIA	0.00	0.00	0.00
4	BELGIUM	0.00	0.00	0.00
5	EBK	0.00	0.00	0.00
6	EBLCI	155,268,945.36	80,624,489.28	235,893,434.63
7	EEC	0.00	0.00	0.00
8	EIB	0.00	0.00	0.00
9	EIBC	11,295,890.14	5,467,593.89	16,763,484.03
10	IDA	0.00	0.00	0.00
11	IFAD	0.00	0.00	0.00
12	JICA	0.00	0.00	0.00
13	KUWAIT	0.00	0.00	0.00
14	NBF	0.00	0.00	0.00
15	NDF	344,101.60	0.00	344,101.60
16	OFID	278,428.80	0.00	278,428.80
17	SAUDI	0.00	0.00	0.00
Grand Total		167,187,365.90	98,870,064.88	266,057,430.77

Government of Nepal
Ministry of Finance
Financial Comptroller General Office
Interest Payment Summary in NPR
Fiscal Year: 2078/79

S.No.	Donor	Cumulative Payment till previous year		During this year		Total interest payment till this year	
		Interest	Grace period Interest	Interest	Grace period Interest	Interest	Grace period Interest
1	ADB	22,803,187,061.72	2,465,022,041.00	1,705,490,921.14	950,144,992.77	24,508,677,982.86	3,415,167,033.77
2	AIIB	0.00	0.00	31,313,936.18	176,630.86	31,313,936.18	176,630.86
3	AUSTRIA	0.00	0.00	0.00	0.00	0.00	0.00
4	BELGIUM	11,384,766.10	0.00	0.00	0.00	11,384,766.10	0.00
5	EBK	175,302,975,998.10	217,037,504.12	22,728,902.34	1,249,606.38	175,325,704,900.44	218,287,110.50
6	EBLCI	526,106,590.31	1,426,329,764.12	321,695,889.68	92,434,288.03	847,802,479.99	1,518,764,052.15
7	EEC	204,464,349.94	0.00	92,900.50	0.00	204,557,250.44	0.00
8	EIB	0.00	153,670,893.04	18,024,790.11	17,905,449.52	18,024,790.11	171,576,342.56
9	EIBC	61,233,778.06	1,640,290,639.16	285,974,655.08	22,631,090.65	347,208,433.14	1,662,921,729.81
10	IDA	23,540,153,414.07	9,040,463,967.84	1,578,506,078.92	2,123,947,512.59	25,118,659,492.99	11,164,411,480.43
11	IFAD	1,480,970,057.68	144,294,844.70	59,251,191.07	24,922,060.21	1,540,221,248.75	169,216,904.91
12	JICA	552,001,014,122.05	22,978,652.07	41,362,140.01	0.00	552,042,376,262.06	22,978,652.07
13	KUWAIT	65,887,851.69	37,611,431.68	2,234,798.28	22,406,517.66	68,122,649.97	60,017,949.34
14	NBF	2,350,460,666.42	0.00	4,823,247.25	0.00	2,355,283,913.67	0.00
15	NDF	394,232,006.60	0.00	7,093,996.85	0.00	401,326,003.45	0.00
16	OFID	1,174,851,175.68	100,325,869.49	177,977,718.62	0.00	1,352,828,894.30	100,325,869.49
17	SAUDI	339,202,709.39	7,952,699.07	13,022,053.52	15,443,644.53	352,224,762.91	23,396,343.60
Sub Total		780,256,124,547.81	15,255,978,306.29	4,269,593,219.55	3,271,261,793.20	784,525,717,767.36	18,527,240,099.49
Grand Total			795,512,102,854.10		7,540,855,012.75		803,052,957,866.85

(In Rs.)

Government of Nepal
Ministry of Finance
Financial Comptroller General Office
Donor Wise Outstanding Debt Position (CCY,NPR,USD)
Fiscal Year : 2078/79

(In Rs.)

S.No.	External Debt ID	Debt ID	Commit. Currency	Amount (Commitment CCY)	NPR Amount	USD Amount	Maturity (Years)
ADB							
1	3926-NEP(COL)	NP-0000000002	USD	250,000,000.00	32,027,500,000.00	250,000,000.00	21.92
2	LN 4014-NEP	NP-0000000050	USD	6,215,587.13	796,278,867.22	6,215,587.13	30.58
3	LN0249-NEP	1283	SDR	971.54	162,966.12	1,272.08	6.92
4	LN0315-NEP	1290	SDR	600.00	100,644.00	785.61	4.75
5	LN0334-NEP	1291	SDR	306.66	51,439.15	401.52	4.67
6	LN0462-NEP	1296	SDR	409.74	68,729.79	536.49	1.83
7	LN0560-NEP	1301	SDR	550.42	92,327.45	720.69	0.67
8	LN0599-NEP	1303	SDR	0.12	20.13	0.16	0.33
9	LN0633-NEP	1304	SDR	105,856.20	17,756,318.99	138,602.13	0.75
10	LN0651-NEP	1305	SDR	1,042,565.57	174,879,948.71	1,365,076.49	1.17
11	LN0655-NEP	1306	SDR	591,712.57	99,253,866.49	774,755.03	1.25
12	LN0659-NEP	1307	SDR	193,541.72	32,464,688.11	253,412.60	1.42
13	LN0669-NEP	1308	SDR	899,928.18	150,953,952.91	1,178,315.14	1.42
14	LN0670-NEP	1309	SDR	978,925.19	164,204,911.37	1,281,749.37	1.08
15	LN0694-NEP	1310	SDR	369,490.96	61,978,413.63	483,790.60	1.67
16	LN0708-NEP	1311	SDR	2,709,578.43	454,504,685.85	3,547,768.99	2.08
17	LN0719-NEP	1312	SDR	751,370.25	126,034,845.74	983,801.78	2.08
18	LN0721-NEP	1313	SDR	665,862.44	111,691,765.69	871,842.68	2.17
19	LN0744-NEP	1314	SDR	449,807.38	75,450,689.92	588,952.38	3.00
20	LN0745-NEP	1315	SDR	623,009.71	104,503,648.76	815,733.73	2.92
21	LN0748-NEP	1316	SDR	1,382,066.64	231,827,858.19	1,809,600.02	3.00
22	LN0749-NEP	1317	SDR	683,599.22	114,666,933.16	895,066.22	2.67
23	LN0783-NEP	1318	SDR	1,409,055.42	236,354,956.15	1,844,937.60	3.67
24	LN0792-NEP	1319	SDR	595,030.22	99,810,369.10	779,098.97	3.83
25	LN0806-NEP	1320	SDR	4,124,356.41	691,819,544.21	5,400,199.39	4.33
26	LN0831-NEP	1321	SDR	3,898,636.16	653,957,229.48	5,104,654.04	4.33
27	LN0859-NEP	1322	SDR	397,969.57	66,755,415.67	521,078.88	5.42
28	LN0867-NEP	1323	SDR	1,427,155.21	239,391,014.93	1,868,636.44	4.58
29	LN0923-NEP	1324	SDR	4,737,394.21	794,650,504.79	6,202,876.47	6.17
30	LN0924-NEP	1325	SDR	11,611,187.81	1,947,660,643.25	15,203,033.67	6.25
31	LN0936-NEP	1326	SDR	813,977.42	136,536,572.43	1,065,776.07	6.17
32	LN0949-NEP	1327	SDR	2,415,439.29	405,165,786.50	3,162,639.81	6.17
33	LN0964-NEP	1328	SDR	1,017,678.50	170,705,391.59	1,332,490.76	6.42
34	LN0974-NEP	1329	SDR	2,763,875.25	463,612,434.44	3,618,862.18	7.25
35	LN0982-NEP	1330	SDR	11,973,695.87	2,008,467,745.23	15,677,681.25	7.42

Source: Public Debt Management Office

Government of Nepal
Ministry of Finance
Financial Comptroller General Office
Donor Wise Outstanding Debt Position (CCY,NPR,USD)
Fiscal Year : 2078/79

(In Rs.)

S.No.	External Debt ID	Debt ID	Commit. Currency	Amount (Commitment CCY)	NPR Amount	USD Amount	Maturity (Years)
36	LN0987-NEP	1331	SDR	2,245,058.66	376,586,139.63	2,939,553.04	7.42
37	LN1006-NEP	1332	SDR	723,794.84	121,409,346.46	947,696.09	7.42
38	LN1011-NEP	1333	SDR	12,158,830.21	2,039,522,179.43	15,920,085.70	7.33
39	LN1037-NEP	1334	SDR	7,729,942.68	1,296,620,585.14	10,121,150.46	8.25
40	LN1040-NEP	1335	SDR	6,112,355.04	1,025,286,434.41	8,003,172.54	8.25
41	LN1112-NEP	1336	SDR	8,796,058.82	1,475,450,906.47	11,517,062.73	9.42
42	LN1113-NEP	1337	SDR	4,983,730.97	835,971,032.91	6,525,415.92	9.33
43	LN1114-NEP	1338	SDR	3,372,792.12	565,752,150.21	4,416,143.55	9.42
44	LN1141-NEP	1339	SDR	4,125,849.08	692,069,924.68	5,402,153.81	9.00
45	LN1156-NEP	1340	SDR	2,096,270.96	351,628,490.83	2,744,738.82	9.00
46	LN1165-NEP	1341	SDR	6,088,489.59	1,021,283,243.83	7,971,924.47	9.83
47	LN1196-NEP	1342	SDR	2,106,973.02	353,423,654.37	2,758,751.50	10.33
48	LN1229-NEP	1343	SDR	7,015,650.34	1,176,805,188.03	9,185,896.40	10.42
49	LN1237-NEP	1344	SDR	1,284,332.38	215,433,913.42	1,681,632.30	10.83
50	LN1240-NEP	1345	SDR	2,527,002.17	423,879,344.00	3,308,713.95	10.83
51	LN1311-NEP	1346	SDR	3,117,454.66	522,921,844.67	4,081,819.10	11.83
52	LN1377-NEP	1347	SDR	14,407,025.23	2,416,634,412.08	18,863,745.31	12.83
53	LN1437-NEP	1348	SDR	9,564,382.48	1,604,329,517.20	12,523,062.35	13.33
54	LN1450-NEP	1349	SDR	4,675,171.41	784,213,252.31	6,121,405.45	13.83
55	LN1451-NEP	1350	SDR	5,035,665.21	844,682,482.33	6,593,415.68	13.83
56	LN1452-NEP	1351	SDR	63,103,737.90	10,585,020,995.35	82,624,471.12	13.83
57	LN1461-NEP	1352	SDR	5,401,532.57	906,053,073.29	7,072,461.74	14.42
58	LN1464-NEP	1353	SDR	9,220,929.76	1,546,718,757.94	12,073,364.75	14.92
59	LN1512-NEP	1354	SDR	10,070,302.98	1,689,192,621.87	13,185,486.08	14.67
60	LN1604-NEP	1355	SDR	24,502,203.73	4,109,999,653.67	32,081,802.00	15.42
61	LN1609-NEP	1356	SDR	4,481,629.33	751,748,503.81	5,867,992.38	15.42
62	LN1640-NEP	1357	SDR	2,336,151.75	391,866,094.55	3,058,825.19	16.33
63	LN1650-NEP	1358	SDR	8,322,092.23	1,395,947,750.66	10,896,477.64	16.25
64	LN1732-NEP	1359	SDR	10,139,156.77	1,700,742,156.60	13,275,639.35	9.17
65	LN1755-NEP	1360	SDR	9,310,301.05	1,561,709,898.13	12,190,382.47	10.17
66	LN1778-NEP	1361	SDR	3,209,576.29	538,374,326.88	4,202,437.96	10.33
67	LN1811-NEP	1362	SDR	823,402.84	138,117,592.38	1,078,117.18	10.33
68	LN1820-NEP	1363	SDR	39,606,695.89	6,643,627,168.59	51,858,771.12	10.42
69	LN1840-NEP	1364	SDR	4,974,109.03	834,357,048.69	6,512,817.49	11.17
70	LN1861-NEP	1365	SDR	3,310,776.42	555,349,636.69	4,334,943.69	3.33
71	LN1876-NEP	1366	SDR	14,602,274.45	2,449,385,516.24	19,119,393.62	11.33

Source: Public Debt Management Office

Government of Nepal
Ministry of Finance
Financial Comptroller General Office
Donor Wise Outstanding Debt Position (CCY,NPR,USD)
Fiscal Year : 2078/79

(In Rs.)

S.No.	External Debt ID	Debt ID	Commit. Currency	Amount (Commitment CCY)	NPR Amount	USD Amount	Maturity (Years)
72	LN1917-NEP	1367	SDR	11,099,175.39	1,861,775,679.92	14,532,633.52	12.25
73	LN1966-NEP	1368	SDR	8,608,204.32	1,443,940,192.64	11,271,096.66	12.33
74	LN2002-NEP	1369	SDR	4,363,648.93	731,958,471.52	5,713,515.51	4.75
75	LN2008-NEP	1370	SDR	8,807,633.77	1,477,392,488.58	11,532,218.32	13.17
76	LN2058-NEP	1371	SDR	1,205,014.12	202,129,068.49	1,577,777.45	5.33
77	LN2059-NEP	1372	SDR	743,694.53	124,747,320.46	973,751.62	13.33
78	LN2071-NEP	1373	SDR	7,437,964.37	1,247,644,143.42	9,738,850.55	13.33
79	LN2092-NEP	1374	SDR	14,850,719.34	2,491,059,662.09	19,444,693.33	13.92
80	LN2097-NEP	1375	SDR	6,881,303.85	1,154,269,907.80	9,009,990.69	14.17
81	LN2102-NEP	1376	SDR	6,143,827.58	1,030,565,638.27	8,044,380.91	14.08
82	LN2111-NEP	1377	SDR	6,447,327.28	1,081,474,677.95	8,441,766.28	14.08
83	LN2143-NEP	1378	SDR	2,898,595.77	486,210,454.46	3,795,257.63	14.50
84	LN2268-NEP	1379	SDR	18,952,992.00	3,179,174,878.08	24,815,977.50	8.00
85	LN2277-NEP	1380	SDR	10,854,500.00	1,820,733,830.00	14,212,269.38	8.33
86	LN2551-NEP	1381	SDR	11,063,250.00	1,855,749,555.00	14,485,594.84	10.83
87	LN2579-NEP	1469	SDR	5,827,847.96	977,563,216.81	7,630,655.04	18.92
88	LN2581-NEP	1382	SDR	13,528,850.63	2,269,329,404.68	17,713,913.08	18.83
89	LN2587-NEP	1383	SDR	26,446,901.16	4,436,203,200.58	34,628,079.00	19.25
90	LN2641-NEP	1384	SDR	28,239,683.00	4,736,924,426.42	36,975,446.31	11.50
91	LN2650-NEP	1385	SDR	27,670,250.40	4,641,407,802.10	36,229,863.42	19.92
92	LN2656-NEP	1386	SDR	2,187,597.52	366,947,608.00	2,864,316.67	20.00
93	LN2685-NEP	1387	SDR	7,545,128.78	1,265,619,901.56	9,879,165.57	20.17
94	LN2776-NEP	1388	SDR	43,570,700.53	7,308,549,306.90	57,049,014.96	21.17
95	LN2796-NEP	1389	SDR	9,010,090.23	1,511,352,535.18	11,797,303.37	20.92
96	LN2808-NEP	1390	SDR	22,362,756.13	3,751,128,713.25	29,280,530.12	21.33
97	LN2851-NEP	1471	SDR	22,694,971.05	3,806,854,443.93	29,715,513.57	21.50
98	LN2990-NEP	1477	SDR	24,331,069.87	4,081,293,659.99	31,857,728.98	22.58
99	LN2991-NEP	NP-0000000051	SDR	1,609,235.58	269,933,176.19	2,107,042.20	24.08
100	LN3000-NEP	1467	SDR	32,151,931.70	5,393,165,023.36	42,097,923.84	22.75
101	LN3012-NEP	1462	SDR	32,212,710.03	5,403,359,980.43	42,177,503.56	23.00
102	LN3057-NEP	1466	SDR	16,259,183.66	2,727,315,467.13	21,288,856.98	23.25
103	LN3110-NEP	1504	SDR	15,000,249.30	2,516,141,817.58	19,640,479.41	23.50
104	LN3117-NEP	1570	SDR	14,329,891.30	2,403,695,966.66	18,762,750.50	23.67
105	LN3124-NEP	1468	SDR	16,668,416.42	2,795,960,170.29	21,824,683.24	23.75
106	LN3139-NEP	1479	SDR	97,042,731.85	16,277,947,840.52	127,062,273.36	23.92
107	LN3157-NEP	1474	SDR	32,170,819.52	5,396,333,266.28	42,122,654.49	24.17

Source: Public Debt Management Office

Government of Nepal
Ministry of Finance
Financial Comptroller General Office
Donor Wise Outstanding Debt Position (CCY,NPR,USD)
Fiscal Year : 2078/79

(In Rs.)

S.No.	External Debt ID	Debt ID	Commit. Currency	Amount (Commitment CCY)	NPR Amount	USD Amount	Maturity (Years)
108	LN3255-NEP	1490	SDR	51,013,095.81	8,556,936,691.17	66,793,667.09	24.67
109	LN3260-NEP	1476	SDR	118,163,877.91	19,820,808,880.62	154,717,109.36	32.92
110	LN3452-NEP	1506	SDR	76,716,834.16	12,868,481,762.00	100,448,690.67	26.25
111	LN3478-NEP	1519	SDR	44,675,716.52	7,493,904,689.06	58,495,860.50	27.17
112	LN3542-NEP	1536	SDR	44,553,402.56	7,473,387,745.41	58,335,709.51	26.92
113	LN3546-NEP	1531	SDR	15,341,000.00	2,573,299,340.00	20,086,639.14	19.00
114	LN3566-NEP	1537	SDR	71,913,813.35	12,062,823,051.33	94,159,886.44	27.08
115	LN3620-NEP	1541	SDR	48,296,813.71	8,101,307,531.72	63,237,120.69	27.42
116	LN3702-NEP	1566	USD	94,238,709.76	12,072,921,107.35	94,238,709.76	25.50
117	LN3711-NEP	1577	USD	46,903,397.02	6,008,794,192.23	46,903,397.02	27.92
118	LN3721-NEP	1591	USD	3,519,065.10	450,827,429.96	3,519,065.10	28.25
119	LN3722-NEP	1590	USD	25,763,328.19	3,300,539,974.42	25,763,328.19	28.25
120	LN3816-NEP	1586	USD	15,485,585.34	1,983,858,337.91	15,485,585.34	29.17
121	LN3846-NEP	1587	USD	18,548,377.95	2,376,232,699.17	18,548,377.95	29.25
122	LN3856-NEP	1583	USD	17,000,000.00	2,177,870,000.00	17,000,000.00	29.08
123	LN3943-NEP	NP-0000000026	USD	22,418,268.06	2,872,004,321.17	22,418,268.06	30.08
124	LN3977	NP-0000000025	USD	2,104,283.96	269,579,818.12	2,104,283.96	30.42
125	LN4088	NP-0000000041	USD	42,318,019.87	5,421,361,525.55	42,318,019.87	23.08
Total of ADB					315,012,221,960.61	2,458,919,849.83	
AIIB							
1	L0086A	NP-0000000046	USD	280,750.00	35,966,882.50	280,750.00	22.33
Total of AIIB					35,966,882.50	280,750.00	
BELGIUM							
1	1994	1394	EUR	247,907.25	31,808,979.25	248,294.27	1.42
2	1999	1395	EUR	853,582.00	109,523,106.42	854,914.58	9.42
3	2000	1396	EUR	1,146,866.00	147,154,376.46	1,148,656.44	9.42
4	2001	1397	EUR	1,342,331.86	172,234,600.96	1,344,427.45	16.42
5	2003	1398	EUR	877,352.16	112,573,055.65	878,721.85	16.42
Total of BELGIUM					573,294,118.74	4,475,014.59	
EBK							
1	DSSI-1 (NPL-1)	NP-0000000084	KRW	568,036,270.00	55,213,125.44	430,982.17	2.42
2	DSSI-1 (NPL-2)	NP-0000000085	KRW	1,461,289,090.00	142,037,299.55	1,108,713.60	2.42
3	DSSI-2 (NPL-1)	NP-0000000093	KRW	332,017,480.00	32,272,099.06	251,909.29	5.00
4	DSSI-2(NPL-2)	NP-0000000094	KRW	1,718,834,320.00	167,070,695.90	1,304,119.08	5.00
5	DSSI-3 (NPL-1)	NP-0000000095	KRW	330,961,670.00	32,169,474.32	251,108.22	5.42
6	DSSI-3 (NPL-2)	NP-0000000096	KRW	1,717,091,220.00	166,901,266.58	1,302,796.55	5.42

Source: Public Debt Management Office

Government of Nepal
Ministry of Finance
Financial Comptroller General Office
Donor Wise Outstanding Debt Position (CCY,NPR,USD)
Fiscal Year : 2078/79

(In Rs.)

S.No.	External Debt ID	Debt ID	Commit. Currency	Amount (Commitment CCY)	NPR Amount	USD Amount	Maturity (Years)
7	NPL-1	1431	KRW	3,409,725,000.00	331,425,270.00	2,587,036.69	5.33
8	NPL-2	1432	KRW	51,909,594,000.00	5,045,612,536.80	39,385,001.46	16.25
Total of EBK					5,972,701,767.65	46,621,667.06	
EBLCI							
1	LOC USD	1424	USD	17,442,332.43	2,234,537,207.61	17,442,332.43	6.33
2	LOC USD	1464	USD	122,036,644.05	15,634,114,469.25	122,036,644.05	12.08
3	LOC USD	1576	USD	100,811,606.46	12,914,974,903.59	100,811,606.46	17.08
4	LOC USD	1588	USD	43,517,577.63	5,575,036,870.18	43,517,577.63	17.33
Total of EBLCI					36,358,663,450.63	283,808,160.57	
EEC							
1	EEC00090	1401	DKK	94,387.86	1,627,246.71	12,701.95	6.83
2	EEC00090	1402	GBP	92,459.74	14,017,821.18	109,420.20	6.83
3	EEC00090	1403	EUR	332,926.54	42,717,804.35	333,446.29	6.83
4	EEC00230	1404	DKK	127,702.28	2,201,587.31	17,185.13	6.83
5	EEC00230	1405	GBP	125,127.96	18,970,650.02	148,080.95	6.83
6	EEC00230	1406	EUR	450,675.34	57,826,152.88	451,378.92	6.83
7	EEC00260	1407	DKK	95,622.11	1,648,525.18	12,868.04	6.83
8	EEC00260	1408	GBP	93,740.17	14,211,947.17	110,935.50	6.83
9	EEC00260	1409	EUR	337,666.82	43,326,029.67	338,193.97	6.83
Total of EEC					196,547,764.47	1,534,210.95	
EIB							
1	82464	NP-0000000065	USD	10,258,765.00	1,314,250,384.15	10,258,765.00	23.83
2	84065	1521	USD	17,507,922.06	2,242,939,895.11	17,507,922.06	12.17
3	84944	1589	USD	15,917,000.00	2,039,126,870.00	15,917,000.00	14.67
Total of EIB					5,596,317,149.26	43,683,687.06	
EIBC							
1	DSSI 1	NP-0000000113	CNY	4,737,871.36	89,972,177.13	702,304.09	4.92
2	DSSI 1	NP-0000000114	CNY	1,650,085.37	31,335,121.18	244,595.44	4.92
3	GCL[(2011)]33	1400	CNY	126,546,443.69	2,403,116,965.67	18,758,230.94	9.17
4	GCL[(2011)]9	1399	CNY	532,849,212.23	10,118,806,540.25	78,985,298.11	8.67
5	GCL[(2013)]49	1463	CNY	178,435,729.63	3,388,494,505.67	26,449,882.96	11.67
6	GCL[(2016)]5	1524	CNY	1,014,504,571.41	19,265,441,811.08	150,382,029.59	13.67
Total of EIBC					35,297,167,120.98	275,522,341.13	
IDA							
1	65300	NP-0000000006	SDR	128,938,679.53	21,628,174,104.36	168,825,026.18	35.58
2	66040	NP-0000000005	SDR	19,458,217.65	3,263,921,428.61	25,477,491.44	35.75

Source: Public Debt Management Office

Government of Nepal
Ministry of Finance
Financial Comptroller General Office
Donor Wise Outstanding Debt Position (CCY,NPR,USD)
Fiscal Year : 2078/79

(In Rs.)

S.No.	External Debt ID	Debt ID	Commit. Currency	Amount (Commitment CCY)	NPR Amount	USD Amount	Maturity (Years)
3	IDA 03730	853	USD	178,872.31	22,915,331.63	178,872.31	0.33
4	IDA 03970	854	USD	165,000.00	21,138,150.00	165,000.00	0.67
5	IDA 04700	855	USD	351,000.00	44,966,610.00	351,000.00	1.33
6	IDA 04701	856	USD	129,440.36	16,582,604.52	129,440.36	1.33
7	IDA 05050	857	USD	174,282.07	22,327,275.99	174,282.07	1.75
8	IDA 06000	858	USD	2,730,000.00	349,740,300.00	2,730,000.00	3.25
9	IDA 06001	859	USD	1,554,000.00	199,082,940.00	1,554,000.00	3.25
10	IDA 06170	860	USD	840,000.00	107,612,400.00	840,000.00	3.42
11	IDA 06540	861	USD	1,080,000.00	138,358,800.00	1,080,000.00	3.67
12	IDA 06590	862	USD	358,348.57	45,908,035.30	358,348.57	3.67
13	IDA 07040	863	USD	1,095,638.21	140,362,211.08	1,095,638.21	4.67
14	IDA 07050	864	USD	499,054.56	63,933,879.68	499,054.56	4.67
15	IDA 07300	865	USD	2,678,482.23	343,140,358.49	2,678,482.23	4.58
16	IDA 07720	866	USD	773,224.28	99,057,762.51	773,224.28	5.33
17	IDA 07990	867	USD	2,610,000.00	334,367,100.00	2,610,000.00	5.67
18	IDA 08120	868	USD	5,400,000.00	691,794,000.00	5,400,000.00	5.83
19	IDA 08560	869	USD	2,520,000.00	322,837,200.00	2,520,000.00	5.83
20	IDA 09390	870	USD	1,337,029.65	171,286,868.46	1,337,029.65	6.67
21	IDA 10080	871	USD	3,825,000.00	490,020,750.00	3,825,000.00	7.50
22	IDA 10550	872	USD	3,833,541.02	491,114,940.07	3,833,541.02	7.92
23	IDA 10590	873	USD	6,469,471.18	828,803,952.87	6,469,471.18	7.92
24	IDA 10620	874	SDR	810,189.87	135,901,248.79	1,060,816.87	7.92
25	IDA 10930	875	SDR	708,414.89	118,829,513.65	927,558.45	8.42
26	IDA 11000	876	SDR	2,876,460.69	482,497,516.14	3,766,275.20	8.42
27	IDA 11010	877	SDR	1,127,124.17	189,063,808.28	1,475,792.74	8.42
28	IDA 11910	878	SDR	1,624,500.00	272,493,630.00	2,127,028.57	9.33
29	IDA 11980	879	SDR	2,824,118.21	473,717,588.55	3,697,740.91	9.25
30	IDA 12600	880	SDR	1,762,777.04	295,688,220.69	2,308,080.72	9.92
31	IDA 13160	881	SDR	4,756,499.00	797,855,142.26	6,227,891.20	10.50
32	IDA 13390	882	SDR	1,299,300.39	217,944,647.42	1,701,230.56	10.42
33	IDA 13790	883	SDR	1,759,945.71	295,213,293.40	2,304,373.53	10.67
34	IDA 14000	884	SDR	1,120,078.05	187,881,892.11	1,466,566.95	10.92
35	IDA 14520	885	SDR	3,501,223.30	587,295,196.34	4,584,304.09	11.42
36	IDA 14630	886	SDR	2,307,341.82	387,033,516.89	3,021,103.09	11.50
37	IDA 14780	887	SDR	27,062,173.44	4,539,408,972.83	35,433,681.78	11.75
38	IDA 15150	888	SDR	14,826,504.31	2,486,997,832.96	19,412,987.53	11.75

Source: Public Debt Management Office

Government of Nepal
Ministry of Finance
Financial Comptroller General Office
Donor Wise Outstanding Debt Position (CCY,NPR,USD)
Fiscal Year : 2078/79

(In Rs.)

S.No.	External Debt ID	Debt ID	Commit. Currency	Amount (Commitment CCY)	NPR Amount	USD Amount	Maturity (Years)
39	IDA 15340	889	SDR	2,963,714.27	497,133,431.65	3,880,520.11	12.17
40	IDA 15350	890	SDR	2,602,785.17	436,591,184.42	3,407,939.93	12.17
41	IDA 15700	891	SDR	2,324,801.03	389,962,124.77	3,043,963.19	12.67
42	IDA 15880	892	SDR	7,297,699.19	1,224,116,062.13	9,555,195.24	12.42
43	IDA 16960	893	SDR	1,878,112.98	315,034,671.27	2,459,095.08	13.75
44	IDA 17150	894	SDR	5,249,150.85	880,492,563.58	6,872,941.72	13.83
45	IDA 17270	895	SDR	1,688,402.52	283,212,638.70	2,210,698.92	13.75
46	IDA 17690	896	SDR	17,791,500.00	2,984,346,210.00	23,295,185.47	14.42
47	IDA 18140	897	SDR	12,758,378.73	2,140,090,448.17	16,705,100.68	14.83
48	IDA 19020	898	SDR	2,305,236.03	386,680,291.67	3,018,345.89	5.33
49	IDA 19220	899	SDR	2,109,783.43	353,895,072.55	2,762,431.29	5.83
50	IDA 19240	900	SDR	7,176,000.00	1,203,702,240.00	9,395,849.19	5.83
51	IDA 19880	901	SDR	4,130,453.31	692,842,238.22	5,408,182.33	6.42
52	IDA 20280	902	SDR	1,814,716.11	304,400,480.29	2,376,086.80	6.75
53	IDA 20440	903	SDR	2,459,188.77	412,504,324.28	3,219,922.91	6.75
54	IDA 20460	904	SDR	12,936,000.00	2,169,884,640.00	16,937,667.94	6.75
55	IDA 20470	905	SDR	4,501,750.15	755,123,570.16	5,894,337.45	6.75
56	IDA 21440	906	SDR	11,692,120.00	1,961,236,208.80	15,309,001.71	7.75
57	IDA 22390	907	SDR	3,888,102.37	652,190,291.54	5,090,861.69	8.75
58	IDA 23470	908	SDR	15,165,537.52	2,543,867,263.60	19,856,898.47	9.25
59	IDA 23570	909	SDR	8,488,510.53	1,423,862,756.30	11,114,376.37	9.75
60	IDA 23640	910	SDR	13,083,369.52	2,194,604,403.28	17,130,625.27	9.83
61	IDA 24300	911	SDR	6,794,474.76	1,139,705,196.24	8,896,301.59	10.25
62	IDA 25600	912	SDR	5,853,301.91	981,832,862.38	7,663,983.00	11.25
63	IDA 25780	913	SDR	16,107,753.93	2,701,914,644.22	21,090,583.44	11.50
64	IDA 26000	914	SDR	8,537,325.29	1,432,050,944.14	11,178,291.66	11.58
65	IDA 29120	915	SDR	6,469,469.71	1,085,188,849.16	8,470,758.33	13.83
66	IDA 29770	916	SDR	8,032,667.55	1,347,399,654.84	10,517,521.31	14.92
67	IDA 30080	917	SDR	8,590,577.05	1,440,983,394.37	11,248,016.50	15.33
68	IDA 30090	918	SDR	31,971,081.11	5,362,829,145.39	41,861,128.29	15.33
69	IDA 31850	919	SDR	6,120,000.01	1,026,568,801.68	8,013,182.43	16.67
70	IDA 32150	920	SDR	2,429,365.64	407,501,792.45	3,180,874.19	16.75
71	IDA 32930	921	SDR	26,610,717.75	4,463,681,795.39	34,842,571.19	17.17
72	IDA 35810	922	SDR	9,592,606.03	1,609,063,735.47	12,560,016.67	19.42
73	IDA 37270	923	SDR	5,321,905.88	892,696,492.31	6,968,203.05	20.17
74	IDA 37660	924	SDR	19,372,153.20	3,249,484,977.77	25,364,803.51	20.83

Source: Public Debt Management Office

Government of Nepal
Ministry of Finance
Financial Comptroller General Office
Donor Wise Outstanding Debt Position (CCY,NPR,USD)
Fiscal Year : 2078/79

(In Rs.)

S.No.	External Debt ID	Debt ID	Commit. Currency	Amount (Commitment CCY)	NPR Amount	USD Amount	Maturity (Years)
75	IDA 38080	925	SDR	2,950,683.47	494,947,645.26	3,863,458.32	20.92
76	IDA 38300	926	SDR	42,330,000.00	7,100,434,200.00	55,424,511.75	21.33
77	IDA 38640	927	SDR	32,290,414.83	5,416,394,183.58	42,279,245.83	21.58
78	IDA 39110	928	SDR	14,280,000.00	2,395,327,200.00	18,697,425.65	21.83
79	IDA 39560	929	SDR	28,980,000.00	4,861,105,200.00	37,944,775.58	21.92
80	IDA 39800	930	SDR	5,796,000.00	972,221,040.00	7,588,955.12	21.92
81	IDA 45100	931	SDR	645,990.45	108,358,438.08	845,823.42	26.00
82	IDA 45150	932	SDR	8,047,887.68	1,349,952,679.44	10,537,449.69	26.00
83	IDA 46030	933	SDR	6,681,221.96	1,120,708,171.57	8,748,014.77	26.58
84	IDA 46370	934	SDR	25,218,241.37	4,230,107,807.40	33,019,341.25	26.83
85	IDA 46520	936	SDR	43,302,455.22	7,263,553,838.60	56,697,789.70	26.83
86	IDA 46640	935	SDR	12,935,081.30	2,169,730,537.26	16,936,465.05	27.17
87	IDA 47070	937	SDR	42,121,833.27	7,065,516,312.71	55,151,949.99	27.33
88	IDA 47500	938	SDR	9,999,470.86	1,677,311,242.06	13,092,742.50	27.50
89	IDA 48320	939	SDR	25,802,000.00	4,328,027,480.00	33,783,681.84	28.17
90	IDA 49020	940	SDR	45,655,980.64	7,658,334,192.55	59,779,362.99	28.67
91	IDA 49050	944	SDR	2,901,226.17	486,651,677.76	3,798,701.72	28.75
92	IDA 49240	1458	SDR	14,643,477.77	2,456,296,961.14	19,173,342.92	28.75
93	IDA 49320	941	SDR	7,292,753.06	1,223,286,398.28	9,548,719.06	28.75
94	IDA 49810	1460	SDR	14,178,444.12	2,378,292,216.69	18,564,454.12	28.92
95	IDA 50020	1465	SDR	7,211,098.56	1,209,589,672.45	9,441,805.26	28.67
96	IDA 51370	1470	SDR	11,305,815.89	1,896,437,557.39	14,803,196.92	29.92
97	IDA 51380	942	SDR	38,700,000.00	6,491,538,000.00	50,671,594.72	29.92
98	IDA 51800	1535	SDR	9,729,625.60	1,632,047,398.14	12,739,422.36	30.33
99	IDA 52460	1459	SDR	3,419,597.62	573,603,304.78	4,477,428.03	30.83
100	IDA 52500	1472	SDR	30,122,207.42	5,052,699,072.63	39,440,317.48	30.83
101	IDA 52630	945	SDR	21,244,358.25	3,563,528,652.86	27,816,163.09	30.83
102	IDA 52730	946	SDR	41,500,195.09	6,961,242,724.40	54,338,012.06	30.83
103	IDA 52820	943	SDR	19,900,000.00	3,338,026,000.00	26,055,936.30	30.83
104	IDA 53360	1550	SDR	12,595,314.67	2,112,738,082.75	16,491,593.81	31.42
105	IDA 53380	1523	SDR	5,918,837.99	992,825,884.44	7,749,792.24	29.83
106	IDA 53440	1475	SDR	18,295,634.87	3,068,909,793.09	23,955,271.20	31.42
107	IDA 54460	1461	SDR	26,846,026.15	4,503,152,426.40	35,150,670.72	31.83
108	IDA 55660	1494	SDR	55,268,443.34	9,270,728,685.85	72,365,378.86	30.42
109	IDA 55860	1481	SDR	41,915,886.72	7,030,970,838.41	54,882,295.20	30.58
110	IDA 57010	1482	SDR	69,750,000.00	11,699,865,000.00	91,326,711.42	30.92

Source: Public Debt Management Office

Government of Nepal
Ministry of Finance
Financial Comptroller General Office
Donor Wise Outstanding Debt Position (CCY,NPR,USD)
Fiscal Year : 2078/79

(In Rs.)

S.No.	External Debt ID	Debt ID	Commit. Currency	Amount (Commitment CCY)	NPR Amount	USD Amount	Maturity (Years)
111	IDA 57060	1501	SDR	137,098,492.74	22,996,901,172.21	179,509,024.84	30.92
112	IDA 57280	1517	SDR	7,007,208.14	1,175,389,093.40	9,174,842.66	31.17
113	IDA 58650	1527	SDR	18,355,008.79	3,078,869,174.43	24,033,012.06	32.08
114	IDA 58750	1518	SDR	70,600,000.00	11,842,444,000.00	92,439,653.42	32.50
115	IDA 59120	1542	SDR	59,770,513.45	10,025,905,926.10	78,260,135.24	32.25
116	IDA 59130	1538	SDR	107,595,000.00	18,047,985,300.00	140,878,817.42	32.25
117	IDA 59710	1547	SDR	113,518,418.79	19,041,579,567.83	148,634,607.51	32.67
118	IDA 61420	1543	SDR	24,214,834.19	4,061,796,287.03	31,705,536.55	33.17
119	IDA 61490	1544	SDR	13,511,234.46	2,266,374,468.32	17,690,847.46	33.33
120	IDA 61640	1548	SDR	211,641,617.14	35,500,764,859.06	277,111,582.70	33.42
121	IDA 61940	1561	SDR	10,863,726.95	1,822,281,558.59	14,224,350.63	33.67
122	IDA 61950	1545	SDR	137,300,000.00	23,030,702,000.00	179,772,867.07	33.67
123	IDA 63040	1568	SDR	71,100,000.00	11,926,314,000.00	93,094,325.19	34.08
124	IDA 63130	1560	SDR	71,200,000.00	11,943,088,000.00	93,225,259.54	34.17
125	IDA 63170	1581	SDR	37,177,281.13	6,236,117,136.75	48,677,832.62	33.92
126	IDA 64400	1579	SDR	72,200,000.00	12,110,828,000.00	94,534,603.08	34.58
127	IDA 64870	1582	SDR	23,025,384.09	3,862,277,927.26	30,148,137.75	35.08
128	IDA 66730	NP-0000000009	SDR	2,692,636.23	451,662,801.22	3,525,585.83	36.00
129	IDA 66740	NP-0000000010	EUR	345,000.00	44,266,950.00	345,538.60	28.00
130	IDA 67870	NP-0000000056	SDR	970,288.41	162,756,177.89	1,270,440.85	36.42
131	IDA 68470	NP-0000000052	SDR	24,077,203.59	4,038,710,130.19	31,525,330.81	36.75
132	IDA 69020	NP-0000000027	SDR	104,500,000.00	17,528,830,000.00	136,826,399.19	36.92
133	IDA 69040	NP-0000000186	SDR	3,488,040.78	585,083,960.44	4,567,043.64	37.25
134	IDA 70500	NP-0000000184	SDR	107,800,000.00	18,082,372,000.00	141,147,232.85	37.83
135	IDA65430	NP-0000000021	SDR	18,100,000.00	3,036,094,000.00	23,699,117.95	35.67
136	IDA66390	NP-0000000003	SDR	73,300,000.00	12,295,342,000.00	95,974,880.96	35.92
137	IDA67150	NP-0000000016	SDR	145,800,000.00	24,456,492,000.00	190,902,287.10	36.33
138	IDA67780	NP-0000000028	SDR	4,647,335.75	779,544,098.71	6,084,959.01	36.33
139	TF 135570	1529	USD	11,962,495.89	1,532,515,348.47	11,962,495.89	30.33
140	ida 68840	NP-0000000034	SDR	5,563,207.87	933,172,488.11	7,284,150.25	37.08
Total of IDA					509,702,865,367.05	3,978,634,496.67	
IFAD							
1	20000046000	1556	SDR	3,269,776.69	548,472,341.98	4,281,260.96	30.92
2	200000070100	1516	SDR	1,820,582.46	305,384,501.84	2,383,767.87	32.42
3	200000211800	1573	SDR	3,746,890.22	628,503,365.50	4,905,966.48	35.92
4	200003563	NP-0000000063	USD	6,550,000.00	839,120,500.00	6,550,000.00	39.17

Source: Public Debt Management Office

Government of Nepal
Ministry of Finance
Financial Comptroller General Office
Donor Wise Outstanding Debt Position (CCY,NPR,USD)
Fiscal Year : 2078/79

(In Rs.)

S.No.	External Debt ID	Debt ID	Commit. Currency	Amount (Commitment CCY)	NPR Amount	USD Amount	Maturity (Years)
5	L-I--10-	1410	USD	1,871,761.75	239,791,397.79	1,871,761.75	6.33
6	L-I--166-	1413	SDR	4,723,329.03	792,291,211.49	6,184,460.32	12.42
7	L-I--191-	1414	SDR	217,467.52	36,478,001.80	284,739.69	13.92
8	L-I--208-	1415	SDR	1,781,250.00	298,786,875.00	2,332,268.17	14.67
9	L-I--250-	1416	SDR	1,607,466.43	269,636,418.97	2,104,725.77	17.42
10	L-I--352-	1417	SDR	1,182,993.74	198,435,369.95	1,548,945.20	11.42
11	L-I--452-	1418	SDR	3,193,277.86	535,640,428.24	4,181,097.71	14.75
12	L-I--57-	1411	SDR	2,082,500.00	349,318,550.00	2,726,707.91	8.42
13	L-I--576-	1419	SDR	9,571,847.08	1,605,581,629.20	12,532,836.07	19.42
14	L-I--646-	1421	SDR	5,362,495.00	899,504,911.30	7,021,348.15	22.42
15	L-I--646-A	1420	SDR	633,504.46	106,264,038.12	829,474.97	29.42
16	L-I--796-	1422	SDR	4,353,999.28	730,339,839.23	5,700,880.80	27.42
17	L-I--82-	1412	SDR	1,444,976.37	242,380,336.30	1,891,970.47	9.33
18	L-I--881-	1423	SDR	9,291,706.84	1,558,590,905.34	12,166,036.26	29.42
Total of IFAD					10,184,520,622.05	79,498,248.55	
IMF							
1	ECF-282.42 MN	NP-0000000054	SDR	78,500,000.00	13,167,590,000.00	102,783,467.33	12.50
2	RCF-156.9 MN	NP-0000000047	SDR	156,900,000.00	26,318,406,000.00	205,436,000.31	7.83
3	RCF-35.6 MN	NP-0000000049	SDR	24,955,000.00	4,185,951,700.00	32,674,667.86	3.00
Total of IMF					43,671,947,700.00	340,894,135.50	
JICA							
1	NE-C1	NP-0000000175	JPY	10,000,000,000.00	9,220,000,000.00	71,969,401.30	39.50
2	NE-P10	1513	JPY	6,182,179,288.00	5,699,969,303.54	44,492,774.21	34.42
3	NE-P11	1503	JPY	11,837,660,012.00	10,914,322,531.06	85,194,930.38	33.42
4	NE-P12	1507	JPY	11,982,762,402.00	11,048,106,934.64	86,239,223.59	33.42
5	NE-P6	1427	JPY	481,080,000.00	443,555,760.00	3,462,303.96	3.83
6	NE-P7	1428	JPY	2,934,675,000.00	2,705,770,350.00	21,120,680.27	4.25
7	NE-P8	1429	JPY	2,064,996,000.00	1,903,926,312.00	14,861,652.58	12.17
8	NE-P8A	1430	JPY	721,278,000.00	665,018,316.00	5,190,994.58	18.67
9	NE-P9	1574	JPY	5,134,064,720.00	4,733,607,671.84	36,949,556.41	30.67
10	NE-R1-D	NP-0000000088	JPY	575,633,861.00	530,734,419.84	4,142,802.43	2.58
11	NE-R1-D 2	NP-0000000090	JPY	558,707,397.00	515,128,220.03	4,020,983.69	5.17
12	NE-R1-D 3	NP-0000000092	JPY	556,166,375.00	512,785,397.75	4,002,696.10	5.58
Total of JICA					48,892,925,216.70	381,647,999.50	
KUWAIT							
1	552	1433	KWD	166,000.00	68,999,560.00	538,596.21	2.00

Source: Public Debt Management Office

Government of Nepal
Ministry of Finance
Financial Comptroller General Office
Donor Wise Outstanding Debt Position (CCY,NPR,USD)
Fiscal Year : 2078/79

(In Rs.)

S.No.	External Debt ID	Debt ID	Commit. Currency	Amount (Commitment CCY)	NPR Amount	USD Amount	Maturity (Years)
2	868	1508	KWD	386,406.63	160,613,779.83	1,253,717.74	16.17
3	918	1540	KWD	2,985,905.01	1,241,121,276.46	9,687,934.40	18.08
Total of KUWAIT					1,470,734,616.29	11,480,248.35	
NBF							
1	375	1450	EUR	0.17	21.81	0.17	4.33
2	447	1451	EUR	0.22	28.23	0.22	5.33
3	502	1452	EUR	41,276.05	5,296,129.98	41,340.49	2.33
4	545	1454	EUR	193,272.40	24,798,781.64	193,574.13	0.17
5	897	1455	EUR	852,216.00	109,347,834.96	853,546.44	8.17
Total of NBF					139,442,796.62	1,088,461.45	
NDF							
1	NDF 129	1436	EUR	2,782,802.81	357,061,428.55	2,787,147.21	12.83
2	NDF 223	1437	EUR	1,013,190.29	130,002,446.11	1,014,772.04	14.83
3	NDF 265	1438	EUR	5,905,669.80	757,756,492.04	5,914,889.49	18.83
4	NDF 37	1434	EUR	1,932,044.08	247,900,575.90	1,935,060.31	9.33
5	NDF 76	1435	EUR	2,530,548.85	324,694,722.94	2,534,499.44	10.83
Total of NDF					1,817,415,665.54	14,186,368.49	
OFID							
1	1060P	1442	USD	930,092.69	119,154,174.52	930,092.69	3.00
2	1155P	1443	USD	2,817,775.27	360,985,189.84	2,817,775.27	4.92
3	1185P	1444	USD	2,723,406.81	348,895,646.43	2,723,406.81	5.33
4	1346P	1445	USD	7,195,939.91	921,871,861.87	7,195,939.91	7.58
5	1364P	1446	USD	7,213,313.83	924,097,634.76	7,213,313.83	7.92
6	1442P	1447	USD	12,402,278.37	1,588,855,881.98	12,402,278.37	9.42
7	1552P	1557	USD	460,714.77	59,022,169.18	460,714.77	10.58
8	1627P	1546	USD	17,959,963.69	2,300,850,948.33	17,959,963.69	12.08
9	1674P	1549	USD	12,658,088.26	1,621,627,686.99	12,658,088.26	12.75
Total of OFID					8,245,361,193.90	64,361,573.60	
SAUDI							
1	046505	1448	SAR	12,866,657.00	439,139,003.41	3,427,827.67	5.17
2	753	NP-0000000011	SAR	65,627,872.94	2,239,879,303.44	17,484,031.72	22.25
Total of SAUDI					2,679,018,306.85	20,911,859.39	
Grand Total					1,025,847,111,699.84	8,007,549,072.69	

Source: Public Debt Management Office

Government of Nepal
Ministry of Finance
Financial Comptroller General Office
Summary of Domestic Borrowing (Loan Type wise)
Fiscal Year: 2078/79

S No.	Local Sub Type	Opening Loan Balance	New loan Issue In Current fiscal year	Total Loan	Amount paid during current fiscal year			Outstanding Domestic Borrowings
					Interest	Principle	Total Expenditure	
0	A. Total of Rastriya Bachat Patra	0.00	0.00	0.00	615,624,877.78	0.00	615,624,877.78	0.00
1	Rastriya Bachat Patra	0.00	0.00	0.00	615,624,877.78	0.00	615,624,877.78	0.00
1	B. Total of Nagarik Bachat Patra	6,595,860,000.00	2,829,800,000.00	9,425,660,000.00	0.00	285,700,000.00	285,700,000.00	9,139,960,000.00
1	Nagarik Bachat Patra	6,595,860,000.00	2,829,800,000.00	9,425,660,000.00	0.00	285,700,000.00	285,700,000.00	9,139,960,000.00
2	C. Total of Development Bond	513,947,000,000.00	124,500,000,000.00	638,447,000,000.00	26,233,555,000.00	18,000,000,000.00	44,233,555,000.00	620,447,000,000.00
1	Development Bond	513,947,000,000.00	124,500,000,000.00	638,447,000,000.00	26,233,555,000.00	18,000,000,000.00	44,233,555,000.00	620,447,000,000.00
3	D. Total of Special Loan	0.00	0.00	0.00	0.00	0.00	0.00	0.00
1	Special Loan(RBB Buildings)	0.00	0.00	0.00	0.00	0.00	0.00	0.00
2	Special loan(Duty)	0.00	0.00	0.00	0.00	0.00	0.00	0.00
5	E. Total of Foreign Employment Bond	185,635,000.00	56,680,000.00	242,315,000.00	0.00	52,100,000.00	52,100,000.00	190,215,000.00
1	Foreign Employment Bond	185,635,000.00	56,680,000.00	242,315,000.00	0.00	52,100,000.00	52,100,000.00	190,215,000.00
6	F. Total of IMF value Adjustment	2,621,547,763.66	-789,969,465.85	1,831,578,297.81	0.00	0.00	0.00	1,831,578,297.81
1	IMF value Adjustment*	2,621,547,763.66	-789,969,465.85	1,831,578,297.81	0.00	0.00	0.00	1,831,578,297.81
7	G. Total of Treasury Bills	279,591,522,141.04	105,249,024,864.75	384,840,547,005.79	10,721,751,866.77	29,000,000,000.00	39,721,751,866.77	355,840,547,005.79
1	Treasury Bills-182 days discount based	96,875,000,000.00	31,000,000,000.00	127,875,000,000.00	0.00	2,000,000,000.00	2,000,000,000.00	125,875,000,000.00
2	Treasury Bills-28 days discount based	5,000,000,000.00	7,000,000,000.00	12,000,000,000.00	0.00	5,000,000,000.00	5,000,000,000.00	7,000,000,000.00
3	Treasury Bills-364 days discount based	91,567,447,005.79	38,916,600,000.00	130,484,047,005.79	0.00	2,000,000,000.00	2,000,000,000.00	128,484,047,005.79
4	Treasury Bills-364 days interest based	13,795,875,135.25	1,332,424,864.75	15,128,300,000.00	10,721,751,866.77	0.00	10,721,751,866.77	15,128,300,000.00
5	Treasury Bills-91 days discount based	72,353,200,000.00	27,000,000,000.00	99,353,200,000.00	0.00	20,000,000,000.00	20,000,000,000.00	79,353,200,000.00
12	H. Total of National Loan Commission	0.00	0.00	0.00	114,061,559.22	0.00	114,061,559.22	0.00
1	National Loan Commission	0.00	0.00	0.00	114,061,559.22	0.00	114,061,559.22	0.00
Grand Total		802,941,564,904.70	231,845,535,398.90	1,034,787,100,303.60	37,684,993,303.77	47,337,800,000.00	85,022,793,303.77	987,449,300,303.60

Source: Public Debt Management Office

Government of Nepal
Ministry of Finance
Financial Comptroller General Office
Status of Share Investment (As Organization)
Fiscal Year : 2078/79

(In Rs.)

a. Share Investment as of Share Type

S No.	Type of Share	Up to FY 2077/78	FY 2078/79	Adjustment	Stock Dividend	Up to 2078/79	Percentage (%)
1	Primary	321,208,110,898.00	15,332,251,240.00	0.00	0.00	336,540,362,138.00	97.18
2	Preference	9,789,752,329.00	0.00	0.00	0.00	9,789,752,329.00	2.74
3	International Organization	11,113,254,431.96	195,501,600.00	0.00	0.00	11,308,756,031.96	0.08
Total		342,111,117,658.96	15,527,752,840.00	0.00	0.00	357,638,870,498.96	100.00

b. Sector wise Share Investment

S No.	Act	No. of Organization	Upto FY 2020/2021	FY 2021/22 with Adjustment	Stock Dividend	Upto 2021/22	Remarks
1	Industrial Sector	35	8,334,065,175.09	0.00	0.00	8,334,065,175.09	
2	Trade Sector	18	13,144,851,410.72	0.00	0.00	13,144,851,410.72	
3	Service Sector	20	67,593,905,393.39	2,150,100,000.00	0.00	69,744,005,393.39	
4	Social Sector	4	3,882,304,591.60	350,000,000.00	0.00	4,232,304,591.60	
5	Public Utility Sector	10	179,278,705,988.05	10,832,151,240.10	0.00	190,110,857,228.15	
6	Financial Sector	18	56,286,039,783.60	2,000,000,000.00	0.00	58,286,039,783.60	
7	Development Committee	4	2,477,990,885.21	0.00	0.00	2,477,990,885.21	
8	International Organization	6	11,113,254,431.96	195,501,600.00	0.00	11,308,756,031.96	
Total			342,111,117,659.62	15,527,752,840.10	0.00	357,638,870,499.72	

c. Share Investment on the basis of Organization Existence

S No.	Particulars	No. of Organization	Upto FY 2020/2021	FY 2021/22 with Adjustment	Stock Dividend	Upto 2021/22	Percentage (%)
1	Existing Organization	87	342,015,688,000.00	26,968.32	0.00	356,984,170,000.00	97.82
2	Non- Existing Organizations	29	654,700,000.00	0.00	0.00	654,700,000.00	0.18
Total			342,670,388,000.00	26,968.32	0.00	357,638,870,000.00	98.00

d. Ten Organizations Having Higher Share Investment

S.No.	Organization	Amount
1	Nepal Electricity Authority	162,082,746,574.40
2	Nepal Civil Aviation Authority	62,361,454,145.06
3	Nepal Telecommunication	13,724,430,000.00
4	Hydro Electricity Investment and Development Company	11,000,000,000.00
5	Nepal Oil Corporation (with stock Dividend)	10,940,748,100.13
6	Agriculture Development Bank	10,030,631,769.60
7	Rastriya Banijya Bank after taking over NIDC	11,602,425,200.00
8	Deposit and Credit Guarantee Corporation Pvt. Ltd.	9,000,000,000.00
9	International Monetary Fund	6,587,596,325.65
10	Nepal Bank Limited	4,947,066,500.00
Total		302,277,098,614.84

Source: Public Debt Management Office

Government of Nepal
Ministry of Finance
Financial Comptroller General Office
Status of Loan Investment
Fiscal Year: 2078/79

a. Total Loan Investment Status

(Rs. in million)

S No.	Type of Source	Upto FY 2020/21	FY 2021/22	Adjustment	Principal Repayment	Up to FY 2021/22	(%)
1	Internal Source	131,790,895,418.50	23,446,900,000.00	(3,545,211,907.06)	1,083,791,076.18	150,608,792,435.26	40.28
2	External Source	197,189,562,357.90	23,853,516,504.37	3,533,900,430.18	1,263,807,377.96	223,313,171,914.49	59.72
Total		328,980,457,776.40	47,300,416,504.37	(11,311,476.88)	2,347,598,454.14	373,921,964,349.75	100.00

b. Status of Principal and Interest Repayment

(Rs. in million)

S No.	Type of Loan	Type of Repayment	Upto FY 2020/2021	FY 2021/22	Upto 2021/22	Remarks
1	Internal Loan	Principle	25,566,038,341.02	1,083,791,076.18	26,649,829,417.20	
1	Internal Loan	Interest	33,828,159,779.27	6,028,435,766.55	39,856,595,545.82	
Total			59,394,198,120.29	7,112,226,842.73	66,506,424,963.02	
2	External Loan	Principle	40,590,581,690.91	1,263,807,377.96	41,854,389,068.87	
2	External Loan	Interest	39,034,345,035.43	208,015,975.03	39,242,361,010.46	
Total			79,624,926,726.34	1,471,823,352.99	81,096,750,079.33	
Grand Total			139,019,124,846.63	8,584,050,195.72	147,603,175,042.35	

c. Status of Loan on the basis of Organization Existence

(Rs. in million)

S No.	Particulars	Existing Organization		Non Existing Organization		Total	Remarks
		No.	Amount	No.	Amount		
1	Internal Loan	83	148842.67	29	1766.12	150608.79	
2	External Loan		223146.55	0	166.62	223313.17	
Total		83	371989.22	29	1932.75	373921.96	
%		99.49		0.51		100	

d. Status of Default Principal and Interest

(Rs. in million)

S No.	Particulars	Default Principal	Default Interest	Total	Remarks
1	Internal Loan	33080.33	15627.43	48707.46	
2	External Loan	28714.97	30602.32	59317.29	
Total		61794.99	46229.75	108024.75	
%		57.20%	42.80%	100%	

Data Source: Public Debt Management Office

Government of Nepal
Ministry of Finance
Financial Comptroller General Office
Status of Repayment Investment
Fiscal Year: 2078/79

(In Rs.)

a. Over all Status of Bonus(Dividend) from Share, Principal Repayment and Interest Received in Last 10 Years

S No.	Fiscal Year	Principle	Interest	Bonus	Total
1	2010/11	1,279,509,689.82	1,199,056,207.72	8,624,628,923.22	11,103,194,820.76
2	2011/12	187,004,971.90	1,735,390,200.62	6,206,553,946.91	8,128,949,119.43
3	2012/13	755,307,014.14	526,378,483.51	6,614,435,395.62	7,896,120,893.27
4	2013/14	569,811,494.95	1,651,938,323.91	6,639,070,307.35	8,860,820,126.21
5	2014/15	2,081,581,815.71	1,940,678,255.65	13,531,573,105.19	17,553,833,176.55
6	2015/16	13,694,027,070.99	3,090,899,308.56	14,982,868,638.52	31,767,795,018.07
7	2016/17	2,940,214,316.20	2,201,370,727.89	15,058,558,066.22	20,200,143,110.31
8	2017/18	5,445,539,231.53	3,532,350,241.58	17,429,018,665.56	26,406,908,138.67
9	2018/19	3,066,117,761.85	1,780,786,296.55	20,501,906,622.30	25,348,810,680.70
10	2019/20	1,788,153,129.21	5,419,318,633.98	23,644,070,306.75	30,851,542,069.94
11	2020/21	3,223,516,119.38	8,410,244,712.74	12,751,299,543.23	24,385,060,375.35
12	2021/22	2,938,483,879.00	6,184,906,810.07	4,243,662,308.55	13,367,052,997.62
Total		37,969,266,494.68	37,673,318,202.78	150,227,645,829.42	225,870,230,526.88

b. Organization-Wise Details of Principals, Interest and Dividend Received in FY 2021/22

S No.	Organization Name	Principle	Interest	Dividend	Others	Total
1	Dairy Development corporation	0.00	12,364,810.25	0.00	0.00	12,364,810.25
2	Nepal civil aviation authority	0.00	0.00	523,467,604.91	0.00	523,467,604.91
3	Salt Trading Corporation	0.00	0.00	4,343,505.00	0.00	4,343,505.00
4	SaJha Sewa	0.00	0.00	4,275.00	0.00	4,275.00
5	Gorkhapatra Sasthan	40,000,000.00	0.00	0.00	0.00	40,000,000.00
6	Nepal Electricity Authority	0.00	5,000,000,000.00	0.00	0.00	5,000,000,000.00
7	Butwal Power Company	0.00	0.00	21,906,940.00	0.00	21,906,940.00
8	Nepal Khanepani Sasthan	0.00	300,000,000.00	0.00	0.00	300,000,000.00
9	Kathmandu Upatyaka Khanepani Bebasthapan Board	0.00	580,000,000.00	0.00	0.00	580,000,000.00
10	Nepal Telecom	0.00	0.00	2,744,886,000.00	0.00	2,744,886,000.00
11	Nepal Rastra Bank	12,950,000.00	219,000.00	0.00	0.00	13,169,000.00
12	Rastriya Banijya Bank	0.00	0.00	185,433,797.00	0.00	185,433,797.00
13	Agriculture Development Bank	1,770,432.00	87,482.00	384,961,290.52	0.00	386,819,204.52
14	Nepal Gramin Bikas Bank	19,913,400.00	12,720,678.38	0.00	0.00	32,634,078.38
15	Hydropower Investment and Development company limited	0.00	93,980,092.47	0.00	0.00	93,980,092.47
16	Sana Kisan Bikas Laghubittya Bittiya Sastha Limited	1,237,630,675.69	151,780,560.35	0.00	0.00	1,389,411,236.04
17	RMDC Laghubittiya Sastha Limited	106,142,897.73	6,312,943.20	0.00	0.00	112,455,840.93
18	Rastriya Sahakari Bank Limited	0.00	153,742.42	0.00	0.00	153,742.42
19	Nagarik Lagani Kosh	0.00	0.00	26,684,196.12	0.00	26,684,196.12
20	Nepa: Stock Exchange Limited	0.00	0.00	351,974,700.00	0.00	351,974,700.00
21	Town Development Fund	153,851,932.00	27,287,501.00	0.00	0.00	181,139,433.00
22	Kalimati Phalphul tatha Tarkari bazar Bikas Samiti	7,687,500.00	0.00	0.00	0.00	7,687,500.00
Total		1,579,946,837.42	6,184,906,810.07	4,243,662,308.55	0.00	12,008,515,956.04

Source: Public Debt Management Office

Government of Nepal
Ministry of Finance
Financial Comptroller General Office
Statement of Reimbursable Outstanding Grant & Loan
Fiscal Year: 2078/79

(In Rs.)

S No.	Ministry Code	Ministry	Grant	Loan	Total
1	301	Office of Prime Minister and Council of Ministers	0.00	8,258,818.50	8,258,818.50
2	305	Ministry of Finance	0.00	135,872,144.65	135,872,144.65
3	307	Ministry of Industry, Commerce and Supplies	9,569,317.43	194,579,915.56	204,149,232.99
4	308	Ministry of Energy, Water Resource and Irrigation	976,560,049.32	21,263,683.02	997,823,732.34
5	312	Ministry of Agricultural and Livestock Development	1,077,138,655.24	(276,175,641.17)	800,963,014.07
6	313	Ministry of Water Supply and Sanitation	617,412,259.05	(217,278,027.12)	400,134,231.93
7	314	Ministry of Home Affairs	820,240,445.78	654,360,159.58	1,474,600,605.36
8	325	Ministry of Culture, Tourism and Civil Aviation	27,773,877.59	20,149,751.50	47,923,629.09
9	329	Ministry of Forest and Environment	(56,557,993.92)	(135,109,148.91)	(191,667,142.83)
10	336	Ministry of Land Management, Cooperative and Poverty alleviation	0.00	10,393,079.16	10,393,079.16
11	337	Ministry of Physical Infrastructure and Transport	1,039,257,794.38	358,330,980.91	1,397,588,775.29
12	340	Ministry of Women, Children and Senior Citizen	1,770,571.05	10,321,797.21	12,092,368.26
13	347	Ministry of Urban Development	243,781,375.34	1,156,179,578.37	1,399,960,953.71
14	349	Ministry of Peace and Reconstruction	0.00	(142,116.50)	(142,116.50)
15	350	Ministry of Education Science and Technology	(431,379,316.16)	5,436,578,468.76	5,005,199,152.60
16	365	Ministry of Federal Affairs and General Administration	1,570,492,421.60	(352,134,236.22)	1,218,358,185.38
17	370	Ministry of Health and Population	(133,278,393.33)	281,626,022.06	148,347,628.73
18	371	Ministry of Labor and Employment	1,991,653,152.28	4,977,000.00	1,996,630,152.28
19	391	National Planning Commission	0.00	(2,573,197.00)	(2,573,197.00)
20	392	National Reconstruction Authority	(7,976,023,418.04)	(1,503,574,946.31)	(9,479,598,364.35)
21	501	Ministry of Finance- Financing	13,855,319,474.22	474,375,874.96	14,329,695,349.18
22	701	Province Level	3,555,096,007.52	4,956,756,892.76	8,511,852,900.28
23	801	Local Level	4,742,509,571.69	4,116,855,204.69	8,859,364,776.38
24		Project/Programs name not Discloser	(126,447,642.83)	(293,274,049.30)	(419,721,692.13)
Total			21,804,888,208.21	15,060,618,009.16	36,865,506,217.37

Government of Nepal
Ministry of Finance
Financial Comptroller General Office
Provincial Treasury Position
Fiscal Year: 2078/79

Province	Income					Expenditure					Cash Balance
	Last Year Cash Balance	Internal Income (Including Revenue Sharing)	Fiscal Transfer (Including Direct Payment)	Financing Receipt	Total	Recurrent Expenditure	Capital Expenditure	Financing Expenditure	Adjustment	Net Expenditure	
1 Koshi Pradesh	4,106,111,313.78	14,508,469,931.19	18,516,604,731.00	0.00	37,131,185,975.97	13,127,214,741.60	16,839,221,322.26	0.00	0.00	29,966,436,063.86	7,164,749,912.11
2 Madhesh Pradesh	10,589,866,949.65	15,249,844,312.74	15,101,368,177.82	0.00	40,941,079,440.21	10,336,044,269.51	11,924,435,537.14	0.00	4,431,760,459.93	26,692,240,266.58	14,248,839,173.63
3 Bagmati Pradesh	23,346,478,189.00	33,466,848,477.08	15,675,539,004.66	43,845,000.00	72,532,710,670.74	15,699,906,892.97	20,995,056,165.34	1,300,000,000.00	2,596,372,262.27	40,591,335,320.58	31,941,375,350.16
4 Gandaki Pradesh	2,858,924,485.75	11,297,973,130.51	13,874,480,199.00	0.00	28,031,377,815.26	7,580,116,265.67	14,463,817,669.73	0.00	1,656,510,758.12	23,700,444,693.52	4,330,933,121.74
5 Lumbini Pradesh	4,704,236,070.00	15,490,899,510.00	15,745,506,840.00	0.00	35,940,642,420.00	12,646,866,295.83	17,407,816,207.97	0.00	620,872,530.00	30,675,555,033.80	5,265,087,386.20
6 Karnali Pradesh	9,544,858,207.47	8,635,436,877.95	16,825,107,935.00	0.00	35,005,403,020.42	9,093,666,002.24	15,071,054,210.22	117,150,000.00	2,120,851,073.50	26,402,721,285.96	8,602,661,734.46
7 Sudurpashchim Pradesh	5,676,123,042.78	9,449,401,685.10	15,634,725,897.00	0.00	30,760,250,624.88	8,925,299,943.17	11,952,059,154.36	0.00	2,421,255,131.00	23,298,614,228.53	7,461,636,396.35
Total	60,826,598,258.43	108,098,873,924.57	111,373,332,784.48	43,845,000.00	280,342,649,967.48	77,409,114,410.99	108,653,460,267.02	1,417,150,000.00	13,847,622,214.82	201,327,346,892.83	79,015,303,074.65

Data Source: Financial Statements of respective Provincial Governments

Note: Provincial governments has made adjustment of Rs. 16236.64 million in f/y 2020/21. Which is adjusted in cash balance of table-1. So, cash balance shown in table-1 differs from annex 41.

Government of Nepal
Ministry of Finance
Financial Comptroller General Office
Agency wise Expenditure of Provincial Government
Fiscal Year: 2078/79

Agency Code	Details	Koshi	Madhesh	Bagmati	Gandaki	Lumbini	Karnali	Sudur paschim	Total
202	Provincial Assembly	199,781,750.36	299,283,917.60	206,476,600.44	131,741,916.26	167,712,723.27	119,692,299.93	141,794,732.22	1,266,483,940.08
210	Province Public Service Commission	63,285,044.54	54,059,546.00	70,748,111.56	108,669,264.87	49,399,595.10	80,436,292.59	50,369,186.36	476,967,041.02
216	Office Of The Chief Attorney	11,052,225.90	33,121,379.00	11,604,354.70	11,552,987.50	13,136,770.94	18,066,406.60	0.00	98,534,124.64
301	Office Of The Chief Minister And Council Of Ministers	435,113,491.84	252,605,918.95	2,090,286,769.40	831,706,702.26	456,942,539.90	2,770,113,436.46	192,295,075.83	7,029,063,934.64
305	Ministry Of Economic Affairs And Planning	2,026,778,319.87	98,743,700.80	275,354,182.87	81,887,504.00	127,757,001.96	176,152,280.88	126,501,412.40	2,913,174,402.78
307	Ministry Of Industry, Tourism, Forest And Environment	2,264,947,791.55	1,919,007,822.66	2,936,307,200.91	349,460,866.85	302,801,917.52	1,588,902,094.81	1,729,634,138.00	11,091,061,832.30
308	Ministry Of Energy, Water Resources And Irrigation	0.00	0.00	0.00	0.00	3,180,031,122.34	0.00	0.00	3,180,031,122.34
308	Ministry Of Water Resources And Energy Development	0.00	0.00	0.00	0.00	0.00	2,606,099,078.95	0.00	2,606,099,078.95
311	Ministry Of Law, Justice And Parliamentary Affairs	0.00	73,351,453.00	0.00	0.00	0.00	0.00	0.00	73,351,453.00
311	The Ministry Of Women, Children And Social Welfare	0.00	0.00	0.00	0.00	183,334,341.04	0.00	0.00	183,334,341.04
312	Ministry Of Agriculture	1,804,263,360.11	0.00	0.00	0.00	0.00	0.00	0.00	1,804,263,360.11
312	Ministry Of Agriculture And Land Management	0.00	0.00	0.00	0.00	1,765,386,623.28	0.00	0.00	1,765,386,623.28
312	Ministry Of Agriculture And Livestock Development	0.00	0.00	2,502,438,573.22	0.00	0.00	0.00	0.00	2,502,438,573.22
312	Ministry Of Land Management, Agriculture And Cooperatives	0.00	1,396,939,618.67	0.00	0.00	0.00	2,230,969,168.26	2,209,631,438.68	5,837,540,225.61
312	Ministry Of Land Management, Agriculture, Cooperatives And Land Reform	0.00	0.00	0.00	1,580,065,732.60	0.00	0.00	0.00	1,580,065,732.60
313	Ministry Of Water, Irrigation And Energy	0.00	1,048,236,570.55	0.00	0.00	0.00	0.00	0.00	1,048,236,570.55
314	Ministry Of Home Affairs And Communications	0.00	404,435,121.00	0.00	0.00	0.00	0.00	0.00	404,435,121.00
314	Ministry Of Internal Affairs And Law	311,082,078.13	0.00	0.00	0.00	0.00	0.00	0.00	311,082,078.13

Government of Nepal
Ministry of Finance
Financial Comptroller General Office
Agency wise Expenditure of Provincial Government
Fiscal Year: 2078/79

Agency Code	Details	Koshi	Madhesh	Bagmati	Gandaki	Lumbini	Karnali	Sudur paschim	Total
314	Ministry Of Internal Affairs And Law	0.00	0.00	551,008,810.25	0.00	0.00	251,780,170.52	542,798,875.69	1,355,587,856.46
314	Ministry Of Internal Affairs, Law And Communication	0.00	0.00	0.00	0.00	345,904,155.40	0.00	0.00	345,904,155.40
314	Ministry Of Law, Communication And Provincial Assembly Affairs	0.00	0.00	0.00	648,369,537.62	0.00	0.00	0.00	648,369,537.62
320	Ministry Of Forest, Environment And Land-Conservation	0.00	0.00	0.00	698,076,595.37	0.00	0.00	0.00	698,076,595.37
329	Department Of Forests And Environment	0.00	0.00	0.00	0.00	1,473,896,795.04	0.00	0.00	1,473,896,795.04
330	Ministry Of Industry, Supply And Science Technology	0.00	46,443,024.00	0.00	0.00	0.00	0.00	0.00	46,443,024.00
337	Ministry Of Physical Infrastructure Development	0.00	7,661,699,297.43	14,603,919,409.97	0.00	6,804,635,676.33	6,605,899,093.57	9,019,697,746.12	44,695,851,223.42
337	Ministry Of Physical Infrastructure, Urban Development And Transport System	0.00	0.00	0.00	7,141,494,811.51	0.00	0.00	0.00	7,141,494,811.51
337	Ministry Of Road Infrastructure And Rural Development	14,929,842,354.79	0.00	0.00	0.00	0.00	0.00	0.00	14,929,842,354.79
340	Ministry Of Energy, Water Resources And Irrigation	0.00	0.00	0.00	5,070,384,603.25	0.00	0.00	0.00	5,070,384,603.25
340	Ministry Of Women's, Children, Youth And Sports	0.00	136,080,956.25	0.00	0.00	0.00	0.00	0.00	136,080,956.25
347	Ministry Of Tourist, Rural And Urban Development	0.00	0.00	0.00	0.00	4,724,065,922.50	0.00	0.00	4,724,065,922.50
350	Ministry Of Education And Sports	0.00	0.00	0.00	0.00	2,131,679,677.51	0.00	0.00	2,131,679,677.51
350	Ministry Of Education, Culture, Science, Technology And Social Development	0.00	0.00	0.00	1,527,302,815.82	0.00	0.00	0.00	1,527,302,815.82
350	Ministry Of Social Development	4,127,140,260.99	5,278,796,845.74	6,627,061,309.09	0.00	0.00	4,699,853,705.79	4,931,396,405.67	25,664,248,527.28
351	Ministry Of Youth And Sports	0.00	0.00	0.00	225,711,586.00	0.00	0.00	0.00	225,711,586.00
355	Ministry Of Health & Population	0.00	0.00	0.00	1,919,959,534.49	0.00	0.00	0.00	1,919,959,534.49
370	Ministry Of Health	0.00	0.00	0.00	0.00	3,716,043,331.86	0.00	0.00	3,716,043,331.86

Government of Nepal
Ministry of Finance
Financial Comptroller General Office
Agency wise Expenditure of Provincial Government
Fiscal Year: 2078/79

Agency Code	Details	Koshi	Madhesh	Bagmati	Gandaki	Lumbini	Karnali	Sudur paschim	Total
371	Ministry Of Labor And Transport	0.00	0.00	0.00	0.00	206,173,899.72	0.00	0.00	206,173,899.72
391	Karnali Province Planning Commission	0.00	0.00	0.00	0.00	0.00	16,891,256.10	0.00	16,891,256.10
391	Province Planning Commission	21,378,882.85	0.00	0.00	0.00	20,721,423.68	0.00	21,494,306.50	63,594,613.03
391	State Policy And Planning Commission	0.00	9,419,257.00	27,210,735.29	23,242,176.00	0.00	0.00	0.00	59,872,168.29
501	Moeap - Financial Management	0.00	0.00	0.00	0.00	0.00	0.00	0.00	0.00
501	Mof Policy Financing	0.00	0.00	0.00	0.00	0.00	117,150,000.00	0.00	117,150,000.00
501	Policy Financing	0.00	0.00	1,300,000,000.00	0.00	0.00	0.00	0.00	1,300,000,000.00
502	Moeap - Domestic Debt Repayment	0.00	0.00	0.00	0.00	0.00	0.00	0.00	0.00
502	MoF Domestic Debt Service	0.00	0.00	0.00	0.00	0.00	0.00	0.00	0.00
601	Employee Benefit And Pension	0.00	0.00	0.00	0.00	0.00	0.00	0.00	0.00
601	Staff Facility And Retirement Facility	0.00	0.00	0.00	0.00	0.00	0.00	0.00	0.00
602	Moeap - Miscellaneous	0.00	0.00	0.00	0.00	110,357,000.00	0.00	0.00	110,357,000.00
801	Local Level Government	3,771,770,502.93	3,548,255,378.00	6,792,547,000.61	1,694,307,301.00	4,274,701,986.41	2,989,864,928.00	1,911,745,780.06	24,983,192,877.01
Total		29,966,436,063.86	22,260,479,806.65	37,994,963,058.31	22,043,933,935.40	30,054,682,503.80	24,281,870,212.46	20,877,359,097.53	187,479,724,678.01

(In Rs.)

Government of Nepal
Ministry of Finance
Financial Comptroller General Office
Receipt(Economic code wise) of Provincial Government
Fiscal Year: 2078/79

Revenue Code	Revenue Head	Koshi Province	Madhesh Province	Bagmati Province	Gandaki Province	Lumbini Province	Karnali Province	Sudurpaschim Province	Total Receipt
11114	Tax On Agriculture Income	0.00	0.00	0.00	0.00	97,045.00	0.00	0.00	97,045.00
11315	Land Property Registration Fee	1,650,871,639.50	1,499,593,301.19	9,840,977,469.92	1,036,647,646.75	1,480,589,013.98	144,181,169.03	406,345,976.00	16,059,206,216.37
11411	Value Added Tax received after sharing and allocation	7,304,439,105.46	7,678,148,521.18	7,397,833,895.13	5,912,124,864.40	7,323,444,694.13	6,199,756,618.15	6,151,851,204.00	47,967,598,902.45
11421	Excise Duty receivable after being Shared allocation	2,470,379,792.73	2,486,714,676.62	2,547,810,666.89	1,851,681,506.79	2,382,091,116.05	1,773,280,109.25	1,919,468,907.00	15,431,426,775.33
11451	Tax on Transport Means (Small Vehicle)	0.00	0.00	0.00	0.00	0.00	0.00	0.00	0.00
11452	Tax applicable to the use of Infrastructure Services	0.00	0.00	0.00	0.00	0.00	38,239.00	0.00	38,239.00
11456	Tax on Transport Vehicle received after Allocation	1,193,189,550.00	0.00	5,866,190,899.79	0.00	1,541,748,715.20	95,439,553.20	346,034,395.20	9,042,603,113.39
11471	Entertainment Tax received after allocation	5,466.00	0.00	7,239,787.63	889,302,170.00	875,644.31	0.00	0.00	897,423,067.94
11472	Advertisement Tax received after allocation	4,497,232.00	0.00	49,103,770.02	478,999.98	1,768,260.00	0.00	870,559.48	56,718,821.48
11611	Payments to be made by Businessmen	37,000.00	0.00	0.00	0.00	400.00	1,541,350.00	4,700.00	1,583,450.00
11691	Other Tax	0.00	0.00	0.00	0.00	0.00	0.00	0.00	0.00
Tax Revenue (A)		12,623,419,785.69	11,664,456,498.99	25,709,156,489.38	9,690,235,187.92	12,730,614,888.67	8,214,237,038.63	8,824,575,741.68	89,456,695,630.96
14119	Interest received from Other Institutions	0.00	0.00	0.00	0.00	0.00	0.00	0.00	0.00
14151	Income Received from the rent on Government Property	263,356.60	0.00	1,277,233.99	292,086.00	3,347,010.00	114,466.00	412,368.00	5,706,520.59
14153	Forestry Royalty received from shared allocation	68,055,482.67	21,547,978.88	39,611,897.30	53,682,518.28	76,252,400.68	27,420,876.92	49,090,145.21	335,661,299.94
14154	Royalty related to Mining and Minerals received after Shared allocation	10,775,701.22	0.00	57,206,624.62	2,298,657.57	133,956,987.16	1,034,663.95	256,250.00	205,528,884.52
14156	Royalty related to Electricity received after Shared allocation	59,691,645.22	0.00	360,316,341.28	251,013,465.46	83,129,208.03	2,407,095.68	10,231,711.94	766,789,467.61
14157	Royalty related to the sale of River Debris received after Shared allocation	281,052,745.56	14,727,715.00	673,329,133.28	143,117,914.66	249,516,708.81	30,301,698.37	3,461,578.60	1,395,507,494.28
14158	Royalty related to Mountaineering received after Shared allocation	110,217,254.74	0.00	11,538,913.98	11,191,640.77	77,974.31	487,187.07	11,470.86	133,524,441.73
14159	Royalty Received from other sources	0.00	0.00	2,280,916.38	0.00	0.00	402,523.56	0.00	2,683,439.94

Government of Nepal
Ministry of Finance
Financial Comptroller General Office
Receipt(Economic code wise) of Provincial Government
Fiscal Year: 2078/79

Revenue Code	Revenue Head	Koshi Province	Madhesh Province	Bagmati Province	Gandaki Province	Lumbini Province	Karnali Province	Sudurpaschim Province	Total Receipt (In Rs.)
14191	Tourism Fee	0.00	0.00	0.00	0.00	0.00	0.00	0.00	0.00
14192	Trekking Fee	0.00	0.00	0.00	403,450.00	0.00	0.00	0.00	403,450.00
14211	Amount received from the sale of Agriculture Product	5,136,992.03	6,593,397.00	25,572,601.30	655,411.00	14,473,905.80	1,528,240.00	11,648,251.00	65,608,798.13
14212	Amount received from the sale of Goods and Services	1,704,684.25	130,324.50	206,207.00	1,286,160.00	944,044.00	2,994,459.00	936,441.66	8,202,320.41
14213	Amount Received from the sale of Other things	383,206.00	189,500.00	209,960.00	1,116,873.00	8,100.00	2,633,524.00	142,803.00	4,683,966.00
14216	Fee for the Private Water Tap	0.00	210,805.79	0.00	0.00	0.00	0.00	0.00	210,805.79
14217	Fee for the use of Canal and Irrigation Channel	56,800.00	0.00	5,100.00	0.00	35,000.00	0.00	0.00	96,900.00
14218	Electricity Service Fee	0.00	0.00	0.00	0.00	0.00	0.00	0.00	0.00
14219	Fee for other Service and Sales	36,767,630.79	18,842,869.05	2,425,949,496.50	0.00	1,133,598.00	0.00	200.00	2,482,693,794.34
14221	Judicial Fee	0.00	5,417,819.75	0.00	0.00	0.00	0.00	31,000.00	5,448,819.75
14223	Income from Education Sector	1,118,245.00	102,600.00	491,528.00	1,194,830.00	790,180.00	631,125.00	457,100.00	4,785,608.00
14224	Examination Fee	53,791,527.00	28,764,835.00	121,122,053.80	43,256,915.00	28,716,279.00	47,177,801.00	649,400.00	323,478,810.80
14225	Income of Transport Sector	89,618,997.00	104,266,998.00	619,735,176.00	60,284,295.00	77,680,411.00	10,878,509.00	25,125,725.00	987,590,111.00
14229	Other Administrative Service Fee	26,878,669.80	69,192,472.65	41,349,412.75	368,161,543.97	45,833,339.59	21,217,279.00	47,362,442.00	619,995,159.76
14253	Business Registration Fee	95,120,921.00	116,375,746.00	375,686,713.00	55,085,850.00	74,147,474.00	17,286,424.31	26,629,014.00	760,332,142.31
14254	Radio/FM Operation Fee	1,863,798.00	0.00	3,055,479.00	0.00	0.00	1,534,969.00	0.00	6,454,246.00
14255	Television License Fee	215,000.00	0.00	4,987,570.00	0.00	0.00	0.00	0.00	5,202,570.00
14256	Driving License, Blue Book related Fee	584,399,234.00	716,555,961.00	1,479,973,261.50	378,520,637.00	646,932,959.00	57,797,727.00	185,283,751.00	4,049,473,530.50
14263	Other Fee Related to Water Resources	0.00	10,000.00	0.00	400,000.00	0.00	0.00	0.00	410,000.00
14264	Other Income of Forestry	908,593.85	4,394,190.00	50,675,901.24	8,954.00	99,336,545.08	17,626,450.39	0.00	172,950,634.56
14311	Judicial Fine, Penalty and Confiscation	0.00	249,915.64	0.00	100.00	188,269.00	119,075.00	283,340.00	850,699.64
14312	Administrative Fine, Penalty and Confiscation	6,749,834.20	5,639,447.53	11,559,501.53	31,351,402.00	25,668,976.11	17,188,745.00	2,702,606.00	100,860,512.37

Government of Nepal
Ministry of Finance
Financial Comptroller General Office
Receipt(Economic code wise) of Provincial Government
Fiscal Year: 2078/79

Revenue Code	Revenue Head	Koshi Province	Madhesh Province	Bagmati Province	Gandaki Province	Lumbini Province	Karnali Province	Sudurpaschim Province	Total Receipt
14313	Write Off of Earnest Money	619,265.82	0.00	810,531.96	4,859,710.29	6,518,666.87	555,949.71	1,842,306.65	15,206,431.30
14511	Receipt of Insurance Claim	301,570.81	93,100.00	194,000.00	0.00	0.00	0.00	260,000.00	848,670.81
14529	Other Fees	94,065.00	15,078,209.00	16,138,244.42	10,645,264.00	451,271.00	262,810.80	1,025,939.32	43,695,803.54
32148	Payback on loan investment by Corporation	0.00	0.00	0.00	0.00	0.00	0.00	0.00	0.00
33341	Vehicle Fee	0.00	2,106,756,123.10	0.00	0.00	0.00	0.00	0.00	2,106,756,123.10
33361	Royalty on Forest Sector	0.00	75,606,211.16	0.00	0.00	0.00	0.00	0.00	75,606,211.16
Non Tax Revenue (B)		1,435,785,220.56	3,310,746,219.05	6,323,283,798.83	1,418,827,678.00	1,569,139,307.44	261,601,599.76	367,863,844.24	14,687,247,667.88
15111	Irregularities	84,332,910.10	100,307,127.21	37,881,712.30	90,055,796.73	56,664,572.92	74,581,170.99	32,140,658.19	475,963,948.44
15112	Return of Released amount	34,771,167.42	6,048,077.91	29,388,392.00	18,512,671.41	264,346,633.72	35,451,919.49	486,090.86	389,004,952.81
15113	Grant Returned	330,160,847.42	168,286,389.58	1,367,138,084.57	80,341,796.45	870,134,104.44	49,565,149.08	224,335,349.86	3,089,961,721.40
Other Receipts (C)		449,264,924.94	274,641,594.70	1,434,408,188.87	188,910,264.59	1,191,145,311.08	159,598,239.56	256,962,096.91	3,954,930,622.65
13311	Equalization Grant	8,567,800,000.00	7,393,400,000.00	7,859,000,000.00	7,422,800,000.00	8,025,700,000.00	10,142,100,000.00	8,544,000,000.00	57,954,800,000.00
13312	Conditional Grant, Current	8,139,648,184.00	6,773,168,178.00	2,657,700,000.00	5,029,080,199.00	3,043,963,840.00	4,923,382,190.00	2,439,850,897.00	33,006,793,488.00
13313	Conditional Grant, Capital	0.00	0.00	3,076,900,000.00	0.00	3,934,723,000.00	0.00	2,807,975,000.00	9,819,598,000.00
13314	Special Grant Current	593,300,000.00	587,900,000.00	558,400,000.00	549,000,000.00	334,620,000.00	613,000,000.00	613,500,000.00	3,849,720,000.00
13316	Complementary Grant, Current	1,164,800,000.00	346,900,000.00	574,800,000.00	873,600,000.00	406,500,000.00	813,500,000.00	1,229,400,000.00	5,409,500,000.00
13318	Other Grant Current	0.00	0.00	948,739,004.66	0.00	0.00	0.00	0.00	948,739,004.66
Grant (D)		18,465,548,184.00	15,101,368,178.00	15,675,539,004.66	13,874,480,199.00	15,745,506,840.00	16,491,982,190.00	15,634,725,897.00	110,989,150,492.66
32121	Cash (Last year cash balance)	4,106,111,313.48	10,589,866,949.65	23,346,478,189.00	2,858,924,485.75	4,704,236,066.75	9,544,858,207.47	5,676,123,042.78	60,826,598,254.88
Cash (Last year cash balance)		4,106,111,313.48	10,589,866,949.65	23,346,478,189.00	2,858,924,485.75	4,704,236,066.75	9,544,858,207.47	5,676,123,042.78	60,826,598,254.88
Total Receipt		37,080,129,426.67	40,941,079,440.39	72,488,865,670.74	28,031,377,815.26	35,940,642,413.94	34,672,277,275.42	30,760,250,624.61	279,914,622,669.03

Data Source: Financial Statements of respective Provincial Governments.

Government of Nepal
Ministry of Finance
Financial Comptroller General Office
Economic Code wise Expenditure of Provincial Governments (Recurrent)
Fiscal Year: 2078/79

Economic Code	Economic Head	Province Name										Grand Total
		Koshi Pradesh	Madhesh Pradesh	Bagmati Pradesh	Gandaki Pradesh	Lumbini Pradesh	Karnali Pradesh	Sudurpashchim Pradesh				
21111	Remuneration, Employees	1,553,449,124.80	1,352,659,905.01	1,737,073,820.05	1,124,166,204.86	1,699,065,736.48	1,010,953,711.93	997,746,582.64	9,475,115,085.77			
21112	Remuneration, Officials	125,209,286.02	190,752,655.00	109,014,561.00	56,580,438.00	82,845,420.10	40,671,660.65	64,233,598.00	669,307,618.77			
21121	Dress	28,694,463.00	26,351,236.00	36,542,658.99	21,119,200.00	31,100,879.00	24,091,600.00	20,100,901.00	188,000,937.99			
21122	Food Grain	71,813,032.84	55,723,904.48	58,750,077.78	19,211,348.35	57,814,568.64	34,207,036.92	51,621,817.77	349,141,786.78			
21123	Medical Treatment Expenses	617,348.00	0.00	0.00	0.00	50,000.00	49,000.00	277,945.00	994,293.00			
21131	Local Allowance	19,339,267.10	0.00	4,737,857.00	18,963,988.29	15,055,751.97	75,171,772.20	35,670,516.88	168,939,153.44			
21132	Dearness Allowance	60,328,616.13	55,531,871.92	68,102,197.74	43,084,737.70	67,087,721.06	40,693,437.14	42,839,385.47	377,667,967.16			
21133	Field Allowance	0.00	0.00	0.00	0.00	244,000.00	0.00	0.00	244,000.00			
21134	Meeting Allowance Of Employees	8,882,755.00	22,569,609.00	17,626,932.00	17,840,875.00	20,210,015.00	8,221,772.00	14,005,938.00	109,357,896.00			
21135	Employee Incentive Allowances	11,538,701.00	19,907,180.00	24,380,746.36	13,314,792.00	2,357,424.00	151,066,634.90	10,516,324.00	233,081,802.26			
21139	Other Allowance	59,678,228.44	34,072,356.50	29,723,429.85	31,011,098.04	148,013,274.11	42,409,414.50	162,908,104.32	507,815,895.76			
21141	Meeting Allowance For Official	2,482,000.00	9,601,275.00	6,705,835.00	5,754,518.80	9,121,332.00	1,323,500.00	5,740,577.00	40,729,037.80			
21142	Other Facilities For The Official	25,230,980.72	45,242,619.00	71,771,536.67	15,899,666.00	56,798,570.91	18,734,996.92	2,731,190.00	236,409,560.22			
21149	Other Allowance For The Office Bearers	3,874,000.00	4,669,856.00	8,521,199.50	2,797,380.00	5,977,444.00	2,155,899.31	3,542,484.00	31,538,262.81			
21211	Expenses Of Social Security Fund Of Employee	0.00	0.00	0.00	0.00	0.00	0.00	8,364,000.00	8,364,000.00			
21212	Expenses Of Fund On Contribution Based Employee's Pension And Gratuity	176,870.00	0.00	316,085.90	53,941.34	0.00	53,491.67	72,397.00	672,785.91			
21213	Expenses Of Fund On Contribution Based Employee's Insurance	7,686,209.63	5,810,986.00	9,673,424.06	1,236,684.00	9,315,821.40	3,174,665.55	4,355,300.60	41,253,091.24			
21221	Expenses Of Fund On Security Of Employee	0.00	0.00	0.00	0.00	1,718,000.00	0.00	0.00	1,718,000.00			
21223	Expenses Of Fund On Contribution Based Insurance	2,000.00	0.00	0.00	0.00	0.00	0.00	0.00	2,000.00			
22111	Water And Electricity	71,192,059.46	93,121,466.70	75,015,012.88	58,106,151.36	71,553,052.99	39,663,847.35	61,501,292.58	470,152,883.32			
22112	Communication Fee	34,513,324.57	22,732,057.61	27,916,003.52	30,997,735.92	25,801,389.19	27,016,239.60	22,737,544.50	191,714,294.91			

Government of Nepal
Ministry of Finance
Financial Comptroller General Office
Economic Code wise Expenditure of Provincial Governments (Recurrent)
Fiscal Year: 2078/79

Economic Code	Economic Head	Province Name										Grand Total		
		Koshi Pradesh	Madhesh Pradesh	Bagmati Pradesh	Gandaki Pradesh	Lumbini Pradesh	Karnali Pradesh	Sudurpaschim Pradesh						
22113	Service Charge Of Public Utility	0.00	0.00	322,300.00	0.00	0.00	0.00	0.00	0.00	0.00	0.00	0.00	0.00	322,300.00
22211	Fuel (For Officials)	13,786,021.70	18,526,578.47	9,030,864.75	7,607,555.78	8,228,489.33	5,588,582.56	7,922,599.69	70,690,692.28					
22212	Fuel For Official Purpose	92,886,895.78	77,303,750.36	82,459,212.40	74,688,784.38	76,470,637.62	51,498,085.36	67,748,302.49	523,054,668.39					
22213	Vehicle Maintenance Expenditure /Cost	99,645,069.64	58,029,432.30	80,141,756.48	74,963,670.09	69,875,190.39	58,238,431.81	61,979,976.30	502,873,527.01					
22214	Insurance And Renewal Expenditure/Cost	19,103,783.23	14,313,785.02	17,937,972.51	12,349,477.63	15,406,204.54	8,235,486.69	12,296,660.90	99,643,370.52					
22221	Machinery And Equipment Maintenance And Operation Expenditure	27,000,874.68	35,108,252.35	18,441,803.83	27,051,551.64	29,117,209.84	28,223,258.00	23,745,607.38	188,688,557.72					
22231	Constructed Public Property Maintenance Expenditure	67,398,208.85	45,498,125.29	61,649,983.32	45,749,606.64	46,126,953.59	16,028,870.38	47,487,931.47	329,939,679.54					
22291	Operation And Maintenance Expenditure Of Other Property	12,129,333.36	1,045,661.00	3,884,477.38	9,506,689.22	1,451,226.00	3,220,345.65	902,781.00	32,140,513.61					
22311	Stationeries And Office Goods	120,896,311.78	105,529,068.16	136,568,742.07	92,360,809.44	111,686,855.66	72,418,647.35	92,119,373.62	731,579,808.08					
22312	Stationeries And Office Goods	438,600.00	585,185.00	1,008,137.50	2,093,050.00	647,985.00	1,088,700.00	808,550.00	6,670,207.50					
22313	Books And Materials Expenditure	2,617,305.00	4,977,499.06	3,717,425.80	3,210,552.00	2,907,953.00	2,887,630.00	1,383,401.00	21,701,765.86					
22314	Fuel – Other Purpose	11,863,419.82	8,686,610.91	12,032,722.88	9,918,815.93	7,665,055.27	8,408,953.05	8,915,097.29	67,490,675.15					
22315	Publication Expenditure Of Newspaper, Printing And Information	63,811,144.45	47,248,228.52	62,972,995.09	51,218,566.09	48,412,907.86	27,802,670.25	38,522,872.50	339,989,384.76					
22319	Expenditure On Operation Of Other Office	8,333,512.94	10,650,926.30	4,432,093.92	9,369,402.91	4,191,875.60	9,347,057.00	9,027,723.50	55,352,592.17					
22411	Expenditure On Services And Consultancy	5,747,490.00	7,552,261.00	49,848,638.49	6,724,996.00	24,723,107.20	31,975,817.00	52,065,228.94	178,637,538.63					
22412	Expenditure On Information System And Software Operation	1,928,990.00	2,520,736.00	3,580,263.93	7,234,923.00	61,743,958.00	2,335,137.00	8,197,396.00	87,541,403.93					
22413	Contract Services Fee	261,164,716.78	291,601,993.21	539,897,405.90	401,894,714.50	421,754,299.85	213,201,432.51	337,676,006.72	2,467,190,569.47					
22414	Cleaning Service Fee	0.00	0.00	0.00	0.00	160,650.00	0.00	0.00	160,650.00					
22419	Other Services Fee	220,487,951.84	57,005,415.26	15,377,069.50	9,909,210.00	34,365,758.33	3,429,047.00	123,777,130.00	464,351,581.93					
22511	Expenditure Related To Training Of Staff	65,385,002.00	80,846,759.00	62,843,855.00	53,717,090.00	85,492,282.00	55,421,445.00	71,397,672.00	475,104,105.00					

Government of Nepal
Ministry of Finance
Financial Comptroller General Office
Economic Code wise Expenditure of Provincial Governments (Recurrent)
Fiscal Year: 2078/79

Economic Code	Economic Head	Province Name										Grand Total
		Koshi Pradesh	Madhesh Pradesh	Bagmati Pradesh	Gandaki Pradesh	Lumbini Pradesh	Karnali Pradesh	Sudurpashchim Pradesh				
22512	Expenditure Related To Skill Development And Public Awareness And Workshop	184,428,555.57	184,016,700.46	226,798,897.62	147,763,311.13	242,258,085.60	224,692,328.89	200,428,439.30	1,410,386,318.57			
22521	Production Material/Service Expenditure	14,532,566.00	11,119,960.00	63,569,806.76	5,448,304.00	21,242,218.50	30,791,142.00	43,717,078.00	190,421,075.26			
22522	Program Expenditure	1,768,308,484.74	2,040,459,490.72	2,632,908,773.77	2,528,295,059.50	2,476,282,203.35	2,847,442,900.18	3,757,654,674.54	18,051,351,586.80			
22529	Miscellaneous Program Expenditure	133,186,921.25	2,899,357.73	143,756,340.76	719,059.00	142,574,707.17	5,576,646.00	13,231,324.00	441,944,355.91			
22611	Monitoring, Evaluation Expenditure	99,925,721.42	53,803,330.00	106,783,590.00	84,665,067.20	78,583,226.19	64,757,113.31	100,439,652.00	588,957,700.12			
22612	Travelling Expenditure	33,334,630.94	28,181,779.25	139,280,806.81	26,249,429.00	30,413,449.00	39,407,025.00	21,694,843.00	318,561,963.00			
22613	Travelling Expenditure Of VIPs And Delegations	6,283,786.00	4,563,096.00	1,227,723.00	603,103.00	996,606.00	6,872,657.00	0.00	20,546,971.00			
22619	Other Travelling Expenditure	0.00	0.00	0.00	90,050.00	1,025,420.00	0.00	0.00	1,115,470.00			
22711	Miscellaneous Expenditure	87,865,050.49	51,723,222.70	81,245,510.66	115,779,948.91	74,068,184.35	63,302,063.90	61,245,847.34	535,229,828.35			
23111	Depreciation Deduction On Fix Property	979,707.00	0.00	0.00	0.00	0.00	0.00	0.00	979,707.00			
24211	Interest On Internal Debt	0.00	0.00	0.00	0.00	0.00	0.00	0.00	0.00			
24311	Interest On Debt Received From The Government Of Other Level	0.00	0.00	0.00	0.00	0.00	0.00	0.00	0.00			
25211	Current Grant Shared Allocation To Non-Financial Business	0.00	0.00	0.00	0.00	7,500,000.00	0.00	0.00	7,500,000.00			
25212	Capital Grant Shared Allocation To Non-Financial Business	0.00	0.00	0.00	0.00	0.00	0.00	12,562,258.00	12,562,258.00			
25311	Grant Shared Allocation To Educational Organization	20,984,510.00	317,597,000.00	0.00	0.00	636,224,454.35	0.00	23,200,000.00	998,005,964.35			
25312	Support To Health Institutions	0.00	0.00	0.00	0.00	0.00	0.00	0.00	0.00			
25314	Support To Religious And Cultural Organizations	0.00	0.00	0.00	0.00	3,752,814.00	0.00	0.00	3,752,814.00			
25315	Support To Other Organizations	0.00	0.00	0.00	500,000.00	0.00	0.00	12,362,801.00	12,862,801.00			
26311	Unconditional Recurrent Grant To Local Bodies	10,585,053.00	0.00	0.00	0.00	0.00	0.00	0.00	10,585,053.00			
26321	Unconditional Capital Grant To Local Bodies	399,391.00	0.00	0.00	0.00	0.00	0.00	0.00	399,391.00			

(In Rs.)

Government of Nepal
Ministry of Finance
Financial Comptroller General Office
Economic Code wise Expenditure of Provincial Governments (Recurrent)
Fiscal Year: 2078/79

Economic Code	Economic Head	Province Name										Grand Total
		Koshi Pradesh	Madhesh Pradesh	Bagmati Pradesh	Gandaki Pradesh	Lumbini Pradesh	Karnali Pradesh	Sudurpaschim Pradesh				
26331	Equalization Grant	1,000,000,000.00	1,196,021,000.00	1,488,097,472.58	1,099,999,750.00	700,000,000.00	799,999,300.00	724,500,000.00	7,008,617,522.58			
26332	Conditional Grant	1,570,378,732.14	2,060,241,170.91	2,515,672,475.38	190,831,182.71	1,139,007,207.65	1,625,726,007.48	477,175,043.82	9,579,031,820.09			
26333	Special Grant	0.00	543,803,153.00	365,281,858.27	67,293,505.80	858,647,815.35	245,558,728.70	343,031,772.56	2,423,616,833.68			
26334	Complementary Grant	1,191,106,717.79	231,986,540.00	2,424,146,194.38	336,182,862.49	1,578,816,841.41	386,198,675.82	367,038,963.68	6,515,476,795.57			
26335	Other Grant	0.00	0.00	0.00	0.00	0.00	0.00	1,500,000.00	1,500,000.00			
26411	Non-Conditional Current Grant Provided To Government Entity, Foundation, Committee, And Boards	7,500,000.00	140,000,000.00	0.00	0.00	93,754,307.94	0.00	0.00	241,254,307.94			
26412	Conditional Current Grant Provided To Government Entity, Foundation, And Boards	100,406,227.00	0.00	185,362,565.00	52,908,913.38	0.00	500,000.00	801,500.00	339,979,205.38			
26413	Conditional Current Grant Provided To Other Institutions	953,467,871.39	4,000,000.00	330,471,947.00	90,062,906.15	638,412,919.88	303,222,979.45	5,976,238.00	2,325,614,861.87			
26421	Non-Conditional Capital Grant To Government Entity, Committee, Board	7,500,000.00	0.00	200,000,000.00	0.00	9,003,932.00	0.00	37,823,692.00	254,327,624.00			
26422	Conditional Capital Grant To Government Entity, Committee, Board	325,838,064.20	138,458,464.00	642,488,229.00	122,926,115.97	68,388,416.02	0.00	0.00	1,298,109,289.19			
26423	Conditional Capital Grant To Other Agencies	314,328,808.41	0.00	339,624,255.00	27,391,340.49	103,303,166.89	62,018,063.60	0.00	846,665,634.39			
27111	Social Security	1,020,000.00	121,865.00	0.00	7,461,215.00	245,804.20	17,624,452.99	22,659,100.00	49,132,437.19			
27112	Other Social Security	3,275,000.00	381,480.00	425,225.00	5,500,160.00	0.00	0.00	45,670,840.00	55,252,705.00			
27211	Scholarship	23,100,000.00	28,923,327.67	42,661,179.45	19,279,509.53	82,487,192.00	44,387,103.00	29,859,542.44	270,697,854.09			
27212	Rescue, Relief And Rehabilitation Expenses	131,009.00	11,379,000.00	4,000,000.00	199,095,000.00	120,237,584.00	69,117,859.00	0.00	403,960,452.00			
27213	Medical Purchase Expenses	88,371,016.63	423,002,925.64	227,956,382.58	50,841,755.00	74,595,064.15	84,245,097.00	81,523,964.00	1,030,536,205.00			
27219	Other Social Assistance	5,751,100.00	1,745,000.00	0.00	0.00	199,300.00	0.00	5,860,051.33	13,555,451.33			
27311	Pension And Disability Allowance	0.00	0.00	0.00	0.00	0.00	0.00	0.00	0.00			
27312	Gratuity	0.00	0.00	0.00	0.00	0.00	0.00	0.00	0.00			

Government of Nepal
Ministry of Finance
Financial Comptroller General Office
Economic Code wise Expenditure of Provincial Governments (Recurrent)
Fiscal Year: 2078/79

Economic Code	Economic Head	Province Name							Grand Total
		Koshi Pradesh	Madhesh Pradesh	Bagmati Pradesh	Gandaki Pradesh	Lumbini Pradesh	Karnali Pradesh	Sudurpashchim Pradesh	
27313	Accumulated Leave Of Retiree	0.00	0.00	0.00	0.00	460,976.00	0.00	0.00	460,976.00
27314	Medical Treatment Of Retirees	0.00	0.00	0.00	0.00	0.00	0.00	0.00	0.00
27315	Facility Or Assistance To Deceased Employee	0.00	0.00	0.00	0.00	0.00	0.00	0.00	0.00
28141	Rent Of Land	512,000.00	0.00	2,424,284.00	250,000.00	968,797.26	263,934.00	100,000.00	4,519,015.26
28142	House Rent	60,102,799.27	35,080,239.00	79,428,367.40	39,752,052.50	42,922,150.16	49,638,377.67	56,129,048.60	363,053,034.60
28143	Rent For Transport Vehicle And Machinery Implements	2,338,225.00	4,381,422.00	1,367,822.00	268,450.00	2,858,539.00	1,901,770.00	3,715,460.00	16,831,688.00
28149	Other Rent	121,000.00	0.00	524,187.50	0.00	76,568.00	936,500.00	0.00	1,658,255.50
28211	Refund Of Revenue	222,440.00	22,500.00	2,383,900.00	250,000.00	10,357,000.00	477,000.00	12,600.00	13,725,440.00
28212	Judicial Refund	0.00	0.00	0.00	0.00	0.00	0.00	0.00	0.00
28219	Other Refundable	1,931,597,454.80	16,355,000.00	0.00	0.00	0.00	0.00	395,000.00	1,948,347,454.80
28911	Current Contingency Expenses	0.00	0.00	0.00	0.00	52,632,345.48	0.00	50,000.00	52,682,345.48
Total		13,127,214,741.60	10,336,044,269.51	15,699,906,892.97	7,580,116,265.67	12,646,866,295.83	9,093,666,002.24	8,925,299,943.17	77,409,114,410.99

(In Rs.)

Government of Nepal
Ministry of Finance
Financial Comptroller General Office
Economic Code wise Expenditure of Provincial Governments (Capital)
Fiscal Year: 2078/79

Economic Code	Economic Head	Province Name									Grand Total
		Koshi Pradesh	Madhesh Pradesh	Bagmati Pradesh	Gandaki Pradesh	Lumbini Pradesh	Karnali Pradesh	Sudurpaschim Pradesh			
31111	Residential Building Construction/Purchase	0.00	0.00	0.00	0.00	0.00	115,350,000.00	496,000.00	115,846,000.00		
31112	Non-Residential Building Purchase/Construction	1,413,819,932.84	1,411,424,423.56	1,462,028,804.77	1,262,216,183.96	1,415,785,752.29	2,017,727,690.40	1,387,429,399.71	10,370,432,187.53		
31113	Capital Formation - Building	13,822,684.11	0.00	10,438,477.00	1,067,791.67	0.00	0.00	996,131.00	26,325,083.78		
31114	Land Development Work	0.00	0.00	0.00	49,248,339.00	0.00	0.00	0.00	49,248,339.00		
31115	Furniture & Fixtures	0.00	0.00	0.00	9,316,773.99	0.00	1,734,406.00	0.00	11,051,179.99		
31121	Transport Vehicle	217,520,735.62	453,137,351.69	300,829,528.07	115,143,748.49	257,333,135.87	179,002,316.72	141,524,176.18	1,664,490,992.64		
31122	Machinery And Implements	531,617,235.73	1,046,887,394.06	1,171,508,326.48	228,461,783.73	861,517,319.86	931,062,004.27	501,587,124.29	5,272,641,188.42		
31123	Furniture & Fixtures	60,414,281.45	56,461,614.10	99,778,775.27	78,437,789.00	61,596,876.85	89,280,588.18	79,335,010.32	525,304,935.17		
31131	Animal Asset And Horticulture Development Expenses	11,075,902.95	0.00	3,739,406.00	3,110,568.00	697,185.00	0.00	0.00	18,623,061.95		
31132	Expense On Research And Development	0.00	0.00	0.00	0.00	61,150.00	0.00	0.00	61,150.00		
31134	Expense On Computer Software Construction And Procurement	3,034,765.00	15,581,930.00	9,840,549.00	42,464,516.00	494,628.00	4,820,875.00	3,501,190.00	79,738,453.00		
31135	Capital Consultancy Expense	0.00	0.00	0.00	11,828.00	264,806,358.29	0.00	98,959,935.00	363,778,121.29		
31141	Expenses For Acquisition Of Security Equipment	0.00	0.00	4,942,498.00	2,495,060.00	4,966,329.00	0.00	0.00	12,403,887.00		
31151	Road & Bridge Construction	5,795,070,357.30	2,047,624,740.33	7,274,587,010.80	5,992,276,710.74	5,467,597,248.47	4,713,551,942.69	3,037,320,649.53	34,328,028,659.86		
31153	Hydropower Infrastructure Construction	45,929,144.72	2,080,612.00	10,105,846.71	48,580,249.99	11,192,605.00	670,748,264.69	13,071,378.00	801,708,101.11		
31154	River Embankment And Bundh Construction	526,652,816.18	465,814,471.80	1,026,710,566.44	455,661,904.20	647,600,959.44	832,868,528.98	846,256,917.70	4,801,566,164.74		
31155	Irrigation Infrastructure Construction	1,503,086,734.43	1,343,563,811.42	1,717,753,427.35	1,251,396,690.86	1,842,766,084.08	1,937,809,232.97	2,044,141,370.62	11,640,517,351.73		
31156	Water Supply Infrastructure Construction	2,668,132,701.87	957,669,909.24	2,660,550,040.30	3,100,394,681.18	2,657,054,216.88	1,827,918,177.27	1,434,588,699.19	15,306,308,425.93		

Government of Nepal
Ministry of Finance
Financial Comptroller General Office
Economic Code wise Expenditure of Provincial Governments (Capital)
Fiscal Year: 2078/79

Economic Code	Economic Head	Province Name								Grand Total
		Koshi Pradesh	Madhesh Pradesh	Bagmati Pradesh	Gandaki Pradesh	Lumbini Pradesh	Karnali Pradesh	Sudurpaschim Pradesh		
31157	Forest And Environment Protection	331,634,774.05	632,825,151.96	844,474,958.94	71,635,515.89	678,912,011.57	171,809,715.23	118,672,554.00	2,849,964,681.64	
31158	Sanitation Infrastructure Construction	1,096,809.00	38,752,249.00	155,176,618.90	9,758,596.50	0.00	2,301,076.00	12,392,608.00	219,477,957.40	
31159	Other Public Construction Works	1,249,548,049.96	3,264,378,617.75	2,922,626,879.76	974,980,504.18	1,502,189,382.34	1,235,238,667.82	1,342,409,305.50	12,491,371,407.31	
31161	Expenses For Infrastructure Improvement Of Constructed Building	252,130,161.38	86,001,640.00	90,040,145.44	78,412,598.43	113,053,342.47	104,494,240.02	77,630,653.11	801,762,780.85	
31171	Capital Improvement Expenditure Public Works	2,168,396,401.17	58,527,285.73	936,168,004.81	560,027,196.18	1,620,191,622.56	159,124,124.78	811,746,052.21	6,314,180,687.44	
31172	Capital Research & Consultancy	46,098,508.50	41,776,487.50	293,756,301.30	128,718,639.74	0.00	76,212,359.20	0.00	586,562,296.24	
31411	Expense On Land Acquisition	139,326.00	0.00	0.00	0.00	0.00	0.00	0.00	139,326.00	
31511	Contingency Capital	0.00	1,927,847.00	0.00	0.00	0.00	0.00	0.00	1,927,847.00	
Total		16,839,221,322.26	11,924,435,537.14	20,995,056,165.34	14,463,817,669.73	17,407,816,207.97	15,071,054,210.22	11,952,059,154.36	108,653,460,267.02	

(In Rs.)

Government of Nepal
Ministry of Finance
Financial Comptroller General Office
Economic Code wise Expenditure of Provincial Governments (Financing)
Fiscal Year: 2078/79

Economic Code	Economic Head	Province Name							Grand Total
		Koshi Pradesh	Madhesh Pradesh	Bagmati Pradesh	Gandaki Pradesh	Lumbini Pradesh	Karnali Pradesh	Sudurpaschim Pradesh	
32142	Loan Investment On Public Corporations	0.00	0.00	1,300,000,000.00	0.00	0.00	0.00	0.00	1,300,000,000.00
32143	Loan Investment On Other Organizations	0.00	0.00	0.00	0.00	0.00	0.00	0.00	0.00
32151	Share Investment On Corporation	0.00	0.00	0.00	0.00	0.00	0.00	0.00	0.00
32152	Share Investment On Other Organizations	0.00	0.00	0.00	0.00	0.00	117,150,000.00	0.00	117,150,000.00
33195	Development Bond Amortization	0.00	0.00	0.00	0.00	0.00	0.00	0.00	0.00
Total		0.00	0.00	1,300,000,000.00	0.00	0.00	117,150,000.00	0.00	1,417,150,000.00

Government of Nepal
Ministry of Finance
Financial Comptroller General Office
Function Wise Expenditure of Provincial Government
Fiscal Year: 2078/79

(In Rs.)

Economic Code	Economic Head	Province Name										Grand Total
		Koshi Pradesh	Madhesh Pradesh	Bagmati Pradesh	Gandaki Pradesh	Lumbini Pradesh	Karnali Pradesh	Sudurpaschim Pradesh				
01	GENERAL PUBLIC SERVICE	6,821,746,901.78	4,382,162,195.35	15,128,135,787.05	2,882,679,896.84	8,228,093,747.83	6,049,612,736.53	2,317,699,080.97	45,810,130,346.35			
01.1	Executive and legislative organs, financial and fiscal affairs, external affairs	611,361,214.78	534,846,780.35	0.00	940,870,286.47	3,598,926,388.15	2,068,482,512.10	224,701,323.35	7,979,188,505.20			
01.3	General services	2,048,943,864.37	63,478,803.00	4,354,749,954.97	97,206,570.77	0.00	791,117,799.46	71,863,492.86	7,427,360,485.43			
01.4	Basic research	187,366,339.74	0.00	2,283,691,748.00	0.00	71,773,680.74	0.00	0.00	2,542,831,768.48			
01.5	R and D General public services	154,886,556.76	160,211,587.00	121,346,343.20	144,424,520.00	272,244,241.53	198,895,086.97	106,579,860.80	1,158,588,196.26			
01.6	General public services n.e.c.	37,418,423.20	2,018,194.00	1,412,520,831.00	2,164,591.60	1,755,777.00	1,252,410.00	2,808,623.90	1,459,938,850.70			
01.7	Public debt transactions	0.00	0.00	0.00	0.00	0.00	0.00	0.00	0.00			
01.8	Transfers of a general character between levels of government	3,781,770,502.93	3,621,606,831.00	6,955,826,909.88	1,698,013,928.00	4,283,393,660.41	2,989,864,928.00	1,911,745,780.06	25,242,222,540.28			
03	PUBLIC ORDER AND SAFETY	311,082,078.13	437,556,500.00	543,699,379.57	11,552,987.50	218,697,329.80	279,846,577.12	542,798,875.69	2,345,233,727.81			
03.3	Law courts	0.00	33,121,379.00	11,604,354.70	11,552,987.50	0.00	18,066,406.60	0.00	74,345,127.80			
03.5	R and D Public order and safety	0.00	404,435,121.00	532,095,024.87	0.00	218,697,329.80	0.00	542,798,875.69	1,698,026,351.36			
03.6	Public order and safety n.e.c.	311,082,078.13	0.00	0.00	0.00	0.00	261,780,170.52	0.00	572,862,248.65			
04	ECONOMIC AFFAIRS	11,021,454,299.24	10,102,514,805.77	10,184,122,456.43	11,098,044,304.02	11,411,694,027.57	10,177,802,113.86	10,830,409,055.46	74,826,041,062.35			
04.1	General economic, commercial and labor affairs	922,713,680.26	80,867,831.58	92,096,109.81	73,900.00	35,572,569.00	0.00	0.00	1,131,324,090.65			
04.2	Agriculture, forestry, fishing and hunting	1,750,926,844.61	4,947,977,964.21	3,146,113,996.57	3,749,638,468.66	4,626,524,628.44	3,019,813,892.24	6,504,879,368.22	27,745,875,162.95			
04.3	Fuel and energy	5,962,597.00	0.00	6,774,684.00	7,485,238.00	27,712,232.00	2,606,099,078.95	8,479,483.00	2,662,513,312.95			
04.4	Mining, manufacturing and construction	208,104,757.98	460,270,797.11	934,210,024.69	762,803,861.13	981,864,254.03	619,943,813.72	582,740,774.00	4,549,938,282.66			
04.5	Transport	7,744,399,744.38	4,341,248,016.92	5,653,028,746.79	6,145,696,640.38	5,598,027,439.10	3,572,345,492.75	3,210,172,731.31	36,264,918,811.63			
04.6	Communication	0.00	0.00	18,913,785.38	0.00	0.00	0.00	0.00	18,913,785.38			
04.7	Other industries	118,358,530.37	272,150,195.95	30,420,191.03	349,460,866.85	141,992,905.00	359,599,836.20	397,635,286.53	1,669,617,811.93			
04.8	R and D Economic affairs	101,421,723.07	0.00	249,330,749.84	81,887,504.00	0.00	0.00	126,501,412.40	559,141,389.31			

Government of Nepal
Ministry of Finance
Financial Comptroller General Office
Function Wise Expenditure of Provincial Government
Fiscal Year: 2078/79

(In Rs.)

Economic Code	Economic Head	Province Name										Grand Total
		Koshi Pradesh	Madhesh Pradesh	Bagmati Pradesh	Gandaki Pradesh	Lumbini Pradesh	Karnali Pradesh	Sudurpaschim Pradesh				
04.9	Economic affairs n.e.c.	169,566,421.57	0.00	53,234,168.32	997,825.00	0.00	0.00	0.00	0.00	0.00	0.00	223,798,414.89
05	ENVIRONMENTAL PROTECTION	1,113,433,942.43	10,565,842.00	1,147,846,607.10	809,016,834.99	757,907,227.93	20,953,934.00	28,564,183.00	3,888,288,571.45			
05.1	Waste management	0.00	0.00	7,000,000.00	0.00	0.00	0.00	0.00	7,000,000.00			
05.2	Waste water management	0.00	0.00	6,454,994.00	6,500,000.00	32,370,780.00	0.00	0.00	45,325,774.00			
05.3	Pollution abatement	0.00	0.00	0.00	644,662,910.62	0.00	0.00	0.00	644,662,910.62			
05.4	Protection of biodiversity and landscape	298,981,753.99	0.00	711,287,995.00	143,653,725.37	173,481,616.00	0.00	0.00	1,327,405,090.36			
05.5	R & D Environmental protection	19,423,162.24	0.00	210,342,918.36	0.00	0.00	0.00	0.00	229,766,080.60			
05.6	Environmental protection n.e.c.	795,029,026.20	10,565,842.00	212,760,699.74	14,200,199.00	552,054,831.93	20,953,934.00	28,564,183.00	1,634,128,715.87			
06	HOUSING AND COMMUNITY AMENITIES	6,747,070,955.65	2,448,616,842.81	5,207,686,577.90	4,055,506,983.42	3,935,993,874.30	914,803,898.50	2,226,491,496.74	25,536,170,629.32			
06.1	Housing development	386,182,843.00	549,306,878.50	2,018,820,891.90	232,994,310.00	611,829,396.87	198,336,770.00	730,738,544.00	4,728,209,634.27			
06.2	Community development	650,363,640.20	0.00	154,023,151.82	492,669,944.00	0.00	0.00	0.00	1,297,056,736.02			
06.3	Water supply	2,785,807,405.80	1,133,997,785.03	3,034,842,534.18	3,329,842,729.42	2,848,290,020.63	716,467,128.50	1,495,752,952.74	15,345,000,556.30			
06.5	R and D Housing and community amenities	1,072,884,314.39	299,462,831.51	0.00	0.00	475,874,456.80	0.00	0.00	1,848,221,602.70			
06.6	Housing and community amenities n.e.c.	1,851,832,752.26	465,849,347.77	0.00	0.00	0.00	0.00	0.00	2,317,682,100.03			
07	HEALTH	2,694,320,410.27	3,025,110,418.93	2,973,753,652.21	1,946,566,835.49	2,760,269,747.82	2,855,786,917.54	2,859,556,341.00	19,115,364,323.26			
07.1	Medical products, appliances and equipment	69,633,935.60	458,058,727.24	23,004,275.75	21,963,816.50	27,994,087.00	340,858,868.00	26,376,337.50	967,900,047.59			
07.2	Out-patient services	74,034,002.00	408,180,866.40	238,014,856.67	293,297,804.99	795,643,706.90	207,374,570.00	468,331,841.50	2,484,877,648.46			
07.3	Hospital services	1,378,701,556.32	1,303,352,750.47	1,027,877,424.88	1,020,299,209.08	660,012,650.77	686,712,856.35	505,357,834.31	6,582,314,282.18			
07.4	Public health services	1,013,017,790.21	759,381,021.82	1,028,471,392.78	509,785,083.12	119,517,237.65	452,063,264.20	1,824,890,726.09	5,707,126,515.87			
07.5	R and D Health	10,146,145.00	12,927,144.00	7,241,129.00	101,200,921.80	4,338,732.00	572,133,142.06	34,599,601.60	742,586,815.46			
07.6	Health n.e.c.	148,786,981.14	83,209,909.00	649,144,573.13	0.00	1,152,773,333.50	596,644,216.93	0.00	2,630,559,013.70			

Government of Nepal
Ministry of Finance
Financial Comptroller General Office
Function Wise Expenditure of Provincial Government
Fiscal Year: 2078/79

Economic Code	Economic Head	Province Name										Grand Total
		Koshi Pradesh	Madhesh Pradesh	Bagmati Pradesh	Gandaki Pradesh	Lumbini Pradesh	Karnali Pradesh	Sudurpaschim Pradesh				
08	RECREATION, CULTURE AND RELIGION	158,970,311.37	158,674,254.25	147,199,925.41	282,438,588.00	872,367,261.95	34,503,449.00	28,356,135.00	1,682,509,924.98			
08.1	Recreational and sporting services	131,453,102.00	158,674,254.25	147,199,925.41	225,711,586.00	233,393,284.25	16,808,714.00	28,356,135.00	941,597,000.91			
08.2	Cultural services	0.00	0.00	0.00	25,609,115.00	0.00	17,694,735.00	0.00	43,303,850.00			
08.5	R and D Recreation, culture and religion	8,183,005.00	0.00	0.00	0.00	126,665,627.70	0.00	0.00	134,848,632.70			
08.6	Recreation, culture and religion n.e.c.	19,334,204.37	0.00	0.00	31,117,887.00	512,308,350.00	0.00	0.00	562,760,441.37			
09	EDUCATION	1,060,515,854.68	910,933,249.86	1,362,518,672.64	949,072,143.14	1,785,540,596.30	543,585,482.79	2,043,483,929.67	8,655,649,929.08			
09.4	Tertiary education	69,210,929.00	0.00	40,347,933.39	0.00	0.00	0.00	0.00	109,558,862.39			
09.5	Education not definable by level	662,945,417.10	471,863,906.99	849,838,740.35	555,385,643.46	692,829,765.20	383,733,112.64	416,922,764.18	4,033,519,349.92			
09.6	Subsidiary services to education	223,477,604.00	0.00	0.00	141,247,202.63	0.00	159,852,370.15	1,566,988,310.01	2,091,565,486.79			
09.7	R and D Education	30,939,576.78	428,373,535.87	0.00	74,644,840.23	0.00	0.00	59,572,855.48	593,530,808.36			
09.8	Education n.e.c.	73,942,327.80	10,695,807.00	472,331,998.90	177,794,456.82	1,092,710,831.10	0.00	0.00	1,827,475,421.62			
10	SOCIAL PROTECTION	37,841,310.31	784,345,697.68	0.00	9,055,362.00	84,118,690.30	3,287,825,103.12	0.00	4,203,186,163.41			
10.1	Sickness and disability	0.00	0.00	0.00	0.00	0.00	0.00	0.00	0.00			
10.2	Old age	4,289,310.00	0.00	0.00	0.00	0.00	0.00	0.00	4,289,310.00			
10.3	Survivors	0.00	0.00	0.00	0.00	0.00	0.00	0.00	0.00			
10.4	Family and children	5,423,927.00	0.00	0.00	0.00	0.00	0.00	0.00	5,423,927.00			
10.5	Unemployment	0.00	0.00	0.00	2,315,440.00	42,169,790.28	3,287,825,103.12	0.00	3,332,310,333.40			
10.6	Housing	0.00	0.00	0.00	0.00	26,554,532.80	0.00	0.00	26,554,532.80			
10.7	Social exclusion n.e.c.	12,722,219.00	0.00	0.00	0.00	0.00	0.00	0.00	12,722,219.00			
10.9	Social protection n.e.c.	15,405,854.31	784,345,697.68	0.00	6,739,922.00	15,394,367.22	0.00	0.00	821,885,841.21			
Total		29,966,436,063.86	22,260,479,806.65	36,694,963,058.31	22,043,933,935.40	30,054,682,503.80	24,164,720,212.46	20,877,359,097.53	186,062,574,678.01			

Government of Nepal
Ministry of Finance
Financial Comptroller General Office
Statement of Receipt of Local Government
Fiscal Year: 2078/79

(In Rs.)

S.N.	Local Governments Name	Fiscal Transfer Receipt			Revenue Sharing Receipt			Internal Revenue Receipt			Grand Total		
		Federal Govt.	Province Govt.	Total	Federal Govt.	Province Govt.	Local Govt.	Opening Balance	Internal Revenue	Total			
1	Phungling Municipality, Taplejung	485,317,312.81	24,838,362.00	510,155,674.81	75,693,512.77	9,436,395.79	2,078,910.00	87,208,818.56	61,612,597.50	15,498,910.11	77,111,507.61	674,476,000.38	
2	Aathrai Tribeni Rural Municipality, Taplejung	309,910,000.00	18,278,000.00	328,188,000.00	51,025,068.47	1,955,271.78	-	52,980,340.25	1.00	128,778,557.53	-	128,778,558.53	509,946,898.78
3	Phaktanglung Rural Municipality, Taplejung	298,216,529.66	16,873,000.00	315,089,529.66	71,838,846.33	5,324,979.39	-	77,163,825.72	72,021,933.93	-	-	72,021,933.93	464,275,289.31
4	Mikwakhola Rural Municipality, Taplejung	257,469,000.00	17,801,000.00	275,270,000.00	53,051,708.00	1,515,389.00	-	54,567,097.00	-	2,300,000.00	2,300,000.00	2,300,000.00	332,137,097.00
5	Meingodeng Rural Municipality, Taplejung	360,902,500.00	19,961,000.00	380,863,500.00	57,077,680.41	2,541,524.38	-	59,619,204.79	-	32,609,681.44	32,609,681.44	32,609,681.44	473,092,386.23
6	Maurekhola Rural Municipality, Taplejung	290,401,002.33	15,288,500.00	305,689,502.33	56,376,221.40	4,571,742.85	-	60,947,964.25	-	17,800,000.00	17,800,000.00	17,800,000.00	384,437,466.58
7	Pathibhara Yangwarak Rural Municipality, Taplejung	312,199,353.00	18,586,356.00	330,784,709.00	52,089,315.36	2,339,349.30	206,900.00	54,635,564.66	66,736,232.07	2,296,767.00	69,032,999.07	69,032,999.07	454,463,272.73
8	Stingwa Rural Municipality, Taplejung	312,911,000.00	19,284,001.00	332,195,001.00	54,061,478.94	2,235,912.21	-	56,297,391.15	25,167,271.16	2,936,284.51	28,103,555.67	28,103,555.67	416,593,947.82
9	Srijangha Rural Municipality, Taplejung	375,925,980.22	21,791,943.21	397,717,923.43	70,807,549.19	3,161,647.93	-	73,969,197.12	50,703,672.22	11,182,180.63	61,885,852.85	61,885,852.85	533,573,973.40
10	Phidim Municipality, Panchthar	672,259,223.93	28,509,381.00	700,768,604.93	116,159,017.59	16,882,734.10	-	133,041,751.69	76,806,145.46	24,791,548.77	101,597,694.23	101,597,694.23	935,408,050.85
11	Kummayak Rural Municipality, Panchthar	260,433,867.98	13,003,055.00	273,436,922.98	58,692,484.20	3,296,543.59	-	61,989,027.79	-	83,608,460.60	83,608,460.60	83,608,460.60	419,034,411.37
12	Turnewa Rural Municipality, Panchthar	258,681,891.20	15,569,255.00	274,241,146.20	52,654,005.07	2,440,912.86	-	55,094,917.93	-	21,478,477.30	21,478,477.30	21,478,477.30	350,814,541.43
13	Falelung Rural Municipality, Panchthar	387,450,943.94	31,565,865.00	419,006,808.94	73,778,461.87	3,879,985.28	-	77,658,447.15	17,636,413.00	4,566,369.24	22,201,782.24	22,201,782.24	518,867,038.33
14	Phalgunanad Rural Municipality, Panchthar	360,310,305.00	40,264,258.00	400,574,563.00	71,431,350.75	3,248,861.61	-	74,680,212.36	-	74,715,506.74	74,715,506.74	74,715,506.74	549,970,282.10
15	Mikajung Rural Municipality, Panchthar	389,425,227.27	49,014,079.94	438,439,307.21	79,753,432.33	4,479,964.89	-	84,233,397.22	-	87,404,324.78	87,404,324.78	87,404,324.78	610,077,029.21
16	Yangwarak Rural Municipality, Panchthar	325,610,437.00	28,449,614.00	354,060,051.00	67,903,876.07	4,515,223.46	-	72,419,099.53	50,689,621.00	8,179,697.36	58,869,318.36	58,869,318.36	485,348,468.89
17	Hilihang Rural Municipality, Panchthar	319,005,258.79	16,328,385.00	335,333,643.79	71,869,850.42	3,591,212.24	-	75,461,062.66	31,065,571.46	10,153,875.04	41,219,446.50	41,219,446.50	452,014,152.95
18	Ilam Municipality, Ilam	644,097,000.00	39,977,000.00	684,074,000.00	117,125,518.10	10,866,919.47	-	138,343,765.37	34,957,019.84	176,579,538.76	211,536,558.60	211,536,558.60	1,034,954,323.97
19	Deumai Municipality, Ilam	428,338,520.10	30,473,622.72	458,812,142.82	89,715,091.55	5,484,748.04	-	96,664,212.59	88,989,509.70	48,589,046.35	137,578,556.05	137,578,556.05	693,054,911.46
20	Mai Municipality, Ilam	363,352,971.00	34,079,187.00	397,432,158.00	98,672,355.76	7,056,297.00	-	105,728,652.76	76,317,918.82	21,483,379.21	97,803,298.03	97,803,298.03	600,964,108.79
21	Shuryodaya Municipality, Ilam	604,795,077.10	72,716,019.25	677,511,096.35	120,552,488.89	36,566,910.16	72,600.00	157,191,999.05	166,726,957.61	99,064,344.33	265,791,301.94	265,791,301.94	1,100,494,397.34
22	chulachui Rural Municipality, Ilam	285,694,816.67	17,768,765.75	303,463,582.42	67,367,914.08	8,096,694.21	-	75,461,062.66	16,548,674.46	7,773,709.65	24,322,384.11	24,322,384.11	403,808,938.82
23	phakphokthum Rural Municipality, Ilam	365,882,000.00	19,573,000.00	385,455,000.00	65,510,990.39	4,632,040.43	-	70,029,972.29	105,249,085.62	-	105,249,085.62	105,249,085.62	560,847,116.44
24	maigokmai Rural Municipality, Ilam	310,809,952.71	16,382,497.86	327,192,450.57	65,301,938.94	4,182,558.91	-	69,484,497.85	98,483,895.18	6,554,586.88	105,038,462.06	105,038,462.06	501,715,410.48
25	Mangsabung Rural Municipality, Ilam	307,578,000.00	26,260,000.00	333,838,000.00	64,821,201.31	4,915,237.15	-	73,518,478.46	76,790,982.93	8,475,630.49	85,266,613.42	85,266,613.42	492,623,091.88
26	Rong Rural Municipality, Ilam	317,476,301.45	23,001,986.00	340,478,287.45	63,479,900.33	5,363,494.65	-	68,843,394.98	97,591,001.73	7,254,299.57	104,845,301.30	104,845,301.30	514,166,983.73
27	Sandakpur Rural Municipality, Ilam	328,960,000.00	32,646,000.00	361,606,000.00	60,339,948.18	4,616,867.03	-	64,956,815.21	13,953,173.78	10,050,258.70	24,003,432.48	24,003,432.48	450,566,247.69
28	KHANDWARI Municipality, Sankhuwasava	488,235,790.96	29,209,014.00	517,444,804.96	82,783,384.25	8,943,498.82	4,914,469.00	96,651,352.07	90,857,681.41	35,164,110.92	126,021,792.33	126,021,792.33	740,117,949.36
29	CHANPUR Municipality, Sankhuwasava	474,018,324.17	26,143,957.00	500,162,281.17	96,908,928.71	13,422,512.47	-	110,331,441.18	74,021,811.72	16,969,757.03	90,991,568.75	90,991,568.75	701,480,291.10

Government of Nepal
Ministry of Finance
Financial Comptroller General Office
Statement of Receipt of Local Government
Fiscal Year: 2078/79

S.N.	Local Governments Name	Fiscal Transfer Receipt			Revenue Sharing Receipt				Internal Revenue Receipt			Grand Total
		Federal Govt.	Province Govt.	Total	Federal Govt.	Province Govt.	Local Govt.	Total	Opening Balance	Internal Revenue	Total	
30	DHARMADEVI Municipality, Sankhuwasava	322,598,955.63	21,526,089.00	344,125,044.63	66,298,645.59	3,483,804.99	636,240.00	70,418,690.58	61,645,579.36	7,736,750.36	69,382,329.72	483,926,064.93
31	PANCHKHYAPANI Municipality, Sankhuwasava	331,376,318.44	13,333,705.00	344,710,023.44	64,174,367.42	3,233,036.37	-	67,407,403.79	57,093,401.87	4,457,287.16	61,550,689.03	473,668,116.26
32	MADI Municipality, Sankhuwasava	282,412,742.00	14,370,334.00	296,783,076.00	55,116,403.30	2,198,588.94	-	57,314,992.24	107,572,191.00	23,928,487.52	131,500,678.52	485,598,716.76
33	CHICHILA Rural Municipality, Sankhuwasava	168,380,317.00	17,942,539.00	186,322,856.00	34,826,240.09	1,453,774.45	-	36,280,014.54	27,473,149.71	3,833,027.54	31,306,177.25	253,909,047.79
34	BHOTKHOLA Rural Municipality, Sankhuwasava	184,688,000.00	15,051,986.00	199,739,986.00	47,466,529.48	4,110,674.63	-	51,577,204.11	12,044,680.87	1,010,768.00	13,055,448.87	264,372,638.98
35	MAKALU Rural Municipality, Sankhuwasava	251,704,840.00	14,717,079.00	266,421,919.00	86,047,402.25	5,850,573.03	-	91,897,975.28	87,560,307.23	8,326,729.61	95,887,036.84	454,206,931.12
36	SABHAPOKHARI Rural Municipality, Sankhuwasava	222,042,492.00	11,368,928.00	233,411,420.00	51,597,936.57	2,788,246.36	-	54,386,182.93	67,883,149.84	5,372,510.00	73,255,659.84	361,053,262.77
37	SILCHONG Rural Municipality, Sankhuwasava	280,240,000.00	14,507,000.00	294,747,000.00	61,459,360.91	3,602,214.84	-	65,061,575.75	40,445,025.07	2,997,802.90	43,442,827.97	403,251,403.72
38	MYANGLUNG Municipality, Terhathum	369,598,773.00	12,108,000.00	381,706,773.00	65,000,000.00	12,000,000.00	-	77,000,000.00	-	17,500,000.00	17,500,000.00	476,206,773.00
39	LALIGURANS Municipality, Terhathum	339,405,000.00	28,795,000.00	368,200,000.00	56,366,879.05	3,521,288.17	-	59,888,147.22	58,405,397.93	9,794,377.68	68,199,775.61	496,287,922.83
40	AATHRAI Rural Municipality, Terhathum	465,965,000.00	22,061,000.00	488,026,000.00	61,906,419.09	4,043,553.21	-	65,949,972.30	125,000,000.00	68,001,232.74	193,001,232.74	746,977,205.04
41	CHATHAR Rural Municipality, Terhathum	283,624,965.97	17,508,226.00	301,133,191.97	59,103,917.78	3,023,084.42	-	62,127,002.20	15,096,663.92	8,643,469.59	23,740,133.51	387,000,327.68
42	PHEDAP Rural Municipality, Terhathum	342,534,940.00	23,430,000.00	365,964,940.00	59,699,812.66	3,595,896.78	-	63,295,709.44	321,196.32	3,007,285.00	3,328,481.32	432,589,130.76
43	MENCHAYAYEM Rural Municipality, Terhathum	220,247,020.00	22,084,000.00	242,331,020.00	34,483,365.37	-	-	34,483,365.37	21,061,546.43	919,573.00	21,981,119.43	298,795,524.80
44	Dhankuta Municipality, Dhankuta	493,146,645.84	39,259,278.00	532,405,923.84	87,369,550.71	15,131,779.71	-	102,501,330.42	14,017,375.71	46,953,894.86	60,971,270.57	695,878,524.83
45	Paknivas Municipality, Dhankuta	301,893,148.84	32,931,758.67	334,824,907.51	72,320,010.39	7,105,018.00	-	79,425,028.39	29,980,142.07	8,260,542.94	38,240,685.01	452,490,620.91
46	Maharaxmi Municipality, Dhankuta	457,959,319.83	28,146,289.77	486,105,609.60	75,115,505.75	4,008,988.29	1,959,708.80	81,084,182.84	12,072,643.76	6,216,850.32	18,289,494.08	585,479,286.52
47	Khalcha chintang sahidbhumi Rural Municipality, Dhankuta	345,502,088.40	17,799,757.00	363,301,845.40	62,942,868.02	2,220,869.60	-	65,163,727.62	61,080,847.46	5,579,452.38	66,660,299.84	495,125,872.86
48	CHAUBISE Rural Municipality, Dhankuta	327,363,740.53	26,173,870.00	353,537,610.53	65,473,412.38	3,614,103.74	411,723.00	69,499,239.12	79,796,210.06	6,225,140.67	86,021,350.73	509,058,200.38
49	Chathar jorpati Rural Municipality, Dhankuta	316,344,602.00	28,084,545.00	344,429,147.00	59,689,105.97	2,777,577.59	-	62,466,683.56	20,069,493.60	10,906,874.60	30,976,568.20	437,872,198.76
50	Sagunigadi Rural Municipality, Dhankuta	316,889,665.94	18,908,484.00	335,798,149.94	69,807,206.72	12,846,521.41	-	82,653,728.13	65,775,534.50	9,069,664.77	74,845,199.27	483,297,077.34
51	BHOJUPUR Municipality, Bhojpur	410,926,592.11	30,498,423.38	441,425,015.49	80,538,464.57	10,491,656.81	-	91,030,121.38	44,622,089.54	20,129,329.41	64,751,418.95	597,206,555.82
52	SHADANAND Municipality, Bhojpur	454,019,771.97	18,971,332.00	472,991,103.97	94,183,827.89	12,133,027.73	-	106,316,855.62	61,746,007.76	28,088,488.63	89,834,496.39	669,142,455.98
53	ARUN Rural Municipality, Bhojpur	353,219,000.00	20,268,000.00	373,487,000.00	60,002,711.16	3,169,789.22	-	63,172,500.38	109,822,081.00	4,715,720.00	114,537,801.00	551,197,301.38
54	AAMCHOK Rural Municipality, Bhojpur	272,549,481.00	21,633,355.00	294,182,836.00	67,964,484.51	2,676,862.28	-	70,641,346.79	16,964,210.21	3,630,433.83	20,594,644.04	385,418,626.83

(In Rs.)

Government of Nepal
Ministry of Finance
Financial Comptroller General Office
Statement of Receipt of Local Government
Fiscal Year: 2078/79

(In Rs.)

S.N.	Local Governments Name	Fiscal Transfer Receipt			Revenue Sharing Receipt			Internal Revenue Receipt			Grand Total
		Federal Govt.	Province Govt.	Total	Federal Govt.	Province Govt.	Local Govt.	Opening Balance	Internal Revenue	Total	
55	TYAMKEMAYUM Rural Municipality, Bhojpur	336,833,089.00	22,974,498.00	359,807,587.00	66,978,695.87	3,226,784.51	-	69,205,480.38	38,458,095.60	43,710,958.04	472,724,025.42
56	PAUWADUNGMA Rural Municipality, Bhojpur	289,568,922.00	19,773,045.00	309,341,967.00	56,310,792.65	2,261,979.67	-	58,572,772.32	18,757,716.79	23,818,717.99	391,733,457.31
57	RAMPRASADRAI Rural Municipality, Bhojpur	344,654,000.00	20,431,000.00	365,085,000.00	66,286,643.02	3,639,957.51	-	69,926,600.53	144,471,467.54	148,952,253.62	583,963,854.15
58	SALPASILLOCHO Rural Municipality, Bhojpur	244,363,472.90	15,340,291.00	259,703,763.90	56,977,671.34	2,284,703.52	-	59,262,374.86	32,832,605.30	38,558,741.30	357,524,880.06
59	HATUWAGADI Rural Municipality, Bhojpur	262,441,257.00	15,649,212.00	278,090,469.00	68,252,293.81	2,535,040.97	-	70,787,334.78	121,712,580.50	124,915,194.50	473,792,998.28
60	Diktel Rupakot Majhuwagadhi Municipality, Khotang	672,095,026.39	46,404,299.00	718,499,325.39	117,812,627.80	23,517,224.91	-	141,329,852.71	148,079,494.02	159,020,236.10	1,018,849,414.20
61	haasitwanchung Municipality, Khotang	480,164,447.09	19,487,367.00	499,651,814.09	94,333,715.63	14,049,470.01	2,152,063.20	110,535,248.84	58,931,085.09	79,042,173.15	689,229,236.08
62	aaiselukarka Rural Municipality, Khotang	274,899,372.66	13,413,504.00	288,312,876.66	58,961,470.22	2,306,708.73	-	61,268,178.95	55,799,898.01	61,459,230.53	411,030,286.14
63	kopaligadi Rural Municipality, Khotang	269,713,828.49	21,254,628.00	290,968,456.49	58,855,881.49	1,241,102.58	-	60,096,984.07	80,828,772.82	84,508,772.82	435,574,213.38
64	khotehang Rural Municipality, Khotang	373,080,689.45	23,890,414.69	396,971,104.14	74,224,099.08	4,636,556.55	-	78,860,655.63	56,079,068.56	92,590,341.85	568,412,101.62
65	janedhunga Rural Municipality, Khotang	277,197,535.00	15,269,136.00	292,466,671.00	58,524,607.15	2,662,345.54	-	61,186,952.69	10,681,000.00	2,629,282.00	366,963,905.69
66	Dipung Chuchumma Rural Municipality, Khotang	380,098,353.00	17,377,166.00	397,475,519.00	61,828,816.49	3,411,842.94	328,974.60	65,569,634.03	77,439,894.76	115,178,765.56	578,223,918.59
67	baharapokhari Rural Municipality, Khotang	247,503,217.75	19,039,915.00	266,543,132.75	56,980,230.41	2,799,463.04	-	59,779,693.45	36,843,404.19	499,999.99	363,666,230.38
68	Rawa Besi Rural Municipality, Khotang	304,317,000.00	24,673,000.00	328,990,000.00	53,743,172.66	1,951,922.27	-	55,695,094.93	-	45,190,822.28	429,875,917.21
69	sakela Rural Municipality, Khotang	267,945,000.00	24,820,000.00	292,765,000.00	45,058,381.50	2,869,051.89	155,040.60	48,082,473.99	25,207,880.00	1,051,874.42	367,107,228.41
70	soluhukunda Municipality, Solukhumbu	433,999,226.01	13,490,000.00	447,489,226.01	101,653,767.41	8,021,928.87	-	109,675,696.28	18,386,329.72	20,606,536.44	596,157,788.45
71	khumbu pasanghamu Rural Municipality, Solukhumbu	190,197,601.15	14,348,010.00	204,545,611.15	146,181,676.18	6,333,023.92	-	152,514,900.10	25,480,193.28	52,320,782.26	434,861,486.79
72	Maapaya dudhkoshi Rural Municipality, Solukhumbu	277,066,000.00	20,138,355.00	297,204,355.00	57,159,889.89	741,734.36	-	57,901,633.25	23,300,076.48	1,247,952.60	379,654,017.33
73	dudhkaushika Rural Municipality, Solukhumbu	406,458,737.67	24,986,369.00	431,445,106.67	66,984,833.20	2,708,526.61	-	69,693,359.81	-	51,627,062.82	552,765,529.30
74	Nechasalyan Rural Municipality, Solukhumbu	325,262,419.00	15,024,279.00	340,286,698.00	45,278,358.13	1,833,829.76	-	47,112,187.89	55,049,390.03	4,662,166.25	447,110,442.17
75	mahakulung Rural Municipality, Solukhumbu	216,863,602.00	15,106,451.00	231,970,053.00	69,112,533.18	2,423,652.48	-	71,536,185.66	38,850,979.76	5,444,321.27	347,801,539.69
76	likhu pike Rural Municipality, Solukhumbu	153,313,754.99	9,680,699.54	162,994,454.53	33,442,623.41	1,463,795.63	-	34,906,419.04	3,580,134.93	4,947,676.31	206,428,684.81
77	solang Rural Municipality, Solukhumbu	231,729,423.42	24,518,325.00	256,247,748.42	45,289,199.55	1,495,479.97	410,022.60	47,194,702.12	44,781,413.97	9,693,123.79	357,916,988.30

Government of Nepal
Ministry of Finance
Financial Comptroller General Office
Statement of Receipt of Local Government
Fiscal Year: 2078/79

S.N.	Local Governments Name	Fiscal Transfer Receipt			Revenue Sharing Receipt			Internal Revenue Receipt			Grand Total
		Federal Govt.	Province Govt.	Total	Federal Govt.	Province Govt.	Local Govt.	Opening Balance	Internal Revenue	Total	
78	Siddhi Charan Municipality, Okhaldhunga	500,585,120.00	37,732,000.00	538,317,120.00	100,862,594.18	7,623,239.75	-	79,880,790.04	27,691,612.19	107,572,402.23	754,375,556.16
79	khijidamba Rural Municipality, Okhaldhunga	298,999,000.00	16,720,000.00	315,719,000.00	57,150,873.77	2,519,032.08	-	604,567.74	6,650,198.99	7,254,766.73	382,643,872.58
80	champsadevi Rural Municipality, Okhaldhunga	319,950,000.00	22,948,000.00	342,898,000.00	65,126,613.09	2,595,324.00	-	-	24,337,432.61	24,337,432.61	434,957,369.70
81	chinnisgadadi Rural Municipality, Okhaldhunga	310,623,249.97	20,307,000.00	330,930,249.97	56,620,147.48	1,595,471.75	-	39,835,267.44	7,076,137.42	46,911,404.86	436,057,774.06
82	manehangyang Rural Municipality, Okhaldhunga	308,760,566.68	17,040,820.00	325,801,386.68	69,719,293.68	3,767,988.67	4,794,998.00	83,023,043.36	6,359,461.22	89,382,504.58	503,466,171.61
83	molum Rural Municipality, Okhaldhunga	303,856,999.68	15,686,759.34	319,543,759.02	58,364,013.50	2,467,723.80	-	1,510,712.00	76,820,061.47	78,330,773.47	458,706,269.79
84	lekhu Rural Municipality, Okhaldhunga	297,866,731.63	23,383,000.00	321,269,731.63	52,305,733.03	2,077,777.33	-	9,761,587.18	6,529,462.63	16,291,049.81	391,944,291.80
85	sunkoshi Rural Municipality, Okhaldhunga	317,822,974.75	22,182,000.00	340,004,974.75	65,677,375.64	2,814,577.66	-	92,931,316.69	6,862,699.88	99,794,016.57	508,290,944.62
86	kataari Municipality, Udayapur	503,057,366.37	25,036,650.00	528,094,036.37	151,935,274.20	18,963,647.02	-	18,772,348.86	47,779,210.46	66,551,559.32	765,544,516.91
87	Chaudandigadhi Municipality, Udayapur	482,396,730.26	28,677,311.60	511,074,041.86	123,479,911.27	15,164,742.41	14,508,936.00	7,799,721.00	17,041,944.00	24,841,865.00	689,069,296.54
88	triyuga Municipality, Udayapur	728,606,813.90	65,464,963.62	794,071,777.52	185,352,784.78	-	-	123,976,354.38	87,677,534.81	211,653,889.19	1,191,078,451.49
89	belka Municipality, Udayapur	430,248,483.00	24,781,855.00	455,030,338.00	117,742,170.83	5,923,167.94	5,277,976.00	12,698,574.93	36,877,311.16	49,575,966.09	633,549,638.86
90	udayougadi Rural Municipality, Udayapur	404,170,173.00	24,761,075.00	428,931,248.00	98,138,075.82	4,793,022.26	-	87,594,756.00	14,357,795.00	101,952,553.00	633,814,899.08
91	tami Rural Municipality, Udayapur	287,924,542.05	4,373,000.00	292,297,542.05	59,900,000.00	2,050,000.00	-	9,422,976.40	23,768,500.00	33,191,476.40	387,439,018.45
92	rautaarni Rural Municipality, Udayapur	373,802,062.83	13,038,391.00	386,840,453.83	74,660,396.04	4,236,613.86	-	58,625,040.00	4,367,417.05	62,992,457.05	528,729,920.78
93	sunkoshi Rural Municipality, Udayapur	242,811,331.64	16,506,106.21	259,317,437.85	49,979,971.52	1,936,113.41	-	62,989,351.73	-	62,989,351.73	374,222,874.51
94	Aarjundehara Municipality, Jhapa	475,011,662.08	38,604,156.55	513,615,818.63	113,702,969.19	67,110,949.81	-	175,403,361.61	54,209,415.87	229,613,377.48	924,043,115.11
95	Kankai Municipality, Jhapa	380,656,540.59	34,278,908.00	414,935,448.59	86,651,257.51	9,344,315.00	56,760,876.20	115,505,976.63	49,555,576.76	165,061,553.39	732,753,450.69
96	Gaurigunj Municipality, Jhapa	488,368,729.56	24,795,521.90	513,164,251.46	113,117,072.17	34,802,201.67	-	62,365,052.79	31,885,353.50	94,250,406.29	755,333,931.59
97	Damak Municipality, Jhapa	721,383,867.42	32,580,152.00	753,964,019.42	120,597,058.82	132,912,092.23	22,938,405.00	109,150,519.81	197,809,475.64	306,959,995.45	1,337,371,570.92
98	Briatamod Municipality, Jhapa	592,520,242.90	34,153,804.00	626,673,846.90	127,413,327.50	10,626,163.40	132,785,775.20	45,148,909.38	159,368,639.38	204,517,548.76	1,102,016,661.76
99	Bhadrapur Municipality, Jhapa	491,366,179.07	26,617,274.27	517,983,453.34	118,084,551.04	7,236,591.23	41,799,987.84	260,361,109.08	94,950,413.61	355,311,522.69	1,040,416,106.14
100	Mechiniagar Municipality, Jhapa	698,227,565.73	44,459,904.27	742,686,870.00	174,874,462.48	38,866,461.95	106,393,138.99	361,860,784.99	113,295,632.46	475,156,417.45	1,537,977,350.87
101	Shivshatashi Municipality, Jhapa	579,038,348.85	36,405,185.00	615,443,533.85	152,428,097.76	16,753,628.21	3,000,000.00	125,568,787.54	69,485,481.39	195,054,268.93	982,679,928.75
102	Kachankawal Rural Municipality, Jhapa	372,891,609.46	20,640,801.00	393,532,410.46	93,703,051.90	9,973,088.61	144,680.40	58,176,231.96	8,632,824.35	66,809,056.31	564,162,287.68
103	kamal Rural Municipality, Jhapa	475,140,368.00	28,091,637.00	503,231,995.00	96,791,917.21	29,436,194.75	-	127,964,206.38	29,927,184.90	154,891,391.28	784,351,498.24
104	Gauradaha Rural Municipality, Jhapa	348,295,030.71	19,910,930.00	368,205,960.71	82,945,384.24	10,682,619.02	-	83,535,267.96	10,100,552.07	93,635,820.03	555,469,784.00
105	jhapa Rural Municipality, Jhapa	352,371,052.43	21,816,405.00	374,187,457.43	85,577,330.55	8,131,030.52	-	82,270,094.43	10,801,846.91	93,071,941.34	560,967,759.84

(In Rs.)

Government of Nepal
Ministry of Finance
Financial Comptroller General Office
Statement of Receipt of Local Government
Fiscal Year: 2078/79

(In Rs.)

S.N.	Local Governments Name	Fiscal Transfer Receipt			Revenue Sharing Receipt				Internal Revenue Receipt			Grand Total
		Federal Govt.	Province Govt.	Local Govt.	Total	Federal Govt.	Province Govt.	Local Govt.	Total	Opening Balance	Internal Revenue	
106	baradarshi Rural Municipality, Jhapa	312,221,488.75	14,984,976.00	80,786,864.45	327,206,464.75	3,819,665.17	-	84,606,529.62	86,256,613.33	23,524,162.79	109,780,776.12	521,593,770.49
107	Buddhashanti Rural Municipality, Jhapa	384,159,669.42	26,512,594.00	88,104,515.04	410,672,263.42	4,467,077.94	14,959,791.80	107,571,364.78	5,109,429.99	23,864,820.23	28,974,250.22	547,217,898.42
108	Haldibari Rural Municipality, Jhapa	322,477,790.89	20,218,464.00	342,696,254.89	342,696,254.89	3,697,100.28	1,275,000.00	82,685,462.85	13,830,703.37	17,949,813.33	31,780,516.70	457,162,234.44
109	Biratnagar Metropolitan, Morang	1,084,448,853.63	83,131,829.00	600,122,089.73	1,167,580,682.63	36,245,693.20	-	636,367,782.93	240,318,440.25	669,555,979.16	909,874,419.41	2,713,822,884.97
110	Urubari Municipality, Morang	449,541,944.13	29,267,722.00	478,809,666.13	103,164,347.28	8,245,614.13	82,056,111.01	193,466,072.42	187,716,864.18	61,004,438.91	248,721,303.09	920,997,041.64
111	Shansichare Municipality, Morang	478,163,263.64	35,035,554.00	513,198,817.64	113,219,825.00	17,727,839.86	39,805,059.21	170,752,724.07	188,623,733.34	45,006,852.13	233,630,585.47	917,582,127.18
112	Belbari Municipality, Morang	525,785,450.76	25,632,850.00	551,418,300.76	126,025,946.30	14,458,339.34	74,547,694.00	215,031,879.64	172,518,727.15	96,761,130.05	269,279,857.20	1,035,730,037.60
113	Rangeli Municipality, Morang	512,632,493.00	57,938,833.00	570,571,326.00	134,959,038.62	7,006,725.96	1,879,685.00	143,845,449.58	166,460,736.87	62,830,204.46	229,290,941.33	943,707,161.91
114	Ratuwama Municipality, Morang	475,336,855.06	26,197,754.00	501,534,609.06	137,851,558.58	6,375,712.39	306,310.60	144,533,581.57	130,541,378.01	38,173,510.33	168,714,888.34	814,783,078.97
115	Leleg Municipality, Morang	389,770,000.00	35,803,000.00	425,573,000.00	93,302,388.07	5,819,130.15	97,017,404.00	196,138,922.22	161,282,722.55	58,624,989.92	219,907,712.47	841,619,634.69
116	Sunwarshi Municipality, Morang	377,536,621.03	32,110,650.94	409,647,271.97	108,061,556.27	23,722,308.32	-	131,783,864.59	58,130,813.74	27,902,738.00	86,033,551.74	627,464,868.30
117	Sundar haracha Municipality, Morang	609,294,875.00	40,834,862.00	650,129,737.00	260,954,461.36	8,931,189.80	22,258,921.00	292,144,572.16	207,911,230.00	147,916,836.63	355,828,066.63	1,298,102,775.79
118	Kaichan Rural Municipality, Morang	313,351,642.30	29,052,774.00	342,404,416.30	124,180,134.14	4,138,867.84	3,548,231.00	131,867,232.98	95,276,153.68	35,074,021.87	130,350,175.55	604,621,824.83
119	kanepokhari Rural Municipality, Morang	397,214,260.00	25,530,000.00	422,744,260.00	60,217,901.39	13,720,870.00	12,097,448.00	86,036,219.39	-	106,697,697.00	106,697,697.00	615,478,176.39
120	Kerabari Rural Municipality, Morang	313,199,357.72	20,486,835.00	333,686,192.72	91,590,829.60	81,181,094.78	-	172,771,924.38	190,188,039.34	29,769,927.77	219,957,967.11	726,416,084.21
121	Gramthan Rural Municipality, Morang	360,550,766.32	17,086,752.78	377,637,519.10	74,644,387.29	28,412,914.76	14,751,240.00	117,808,542.05	96,001,087.15	16,106,890.27	112,107,977.42	607,554,038.57
122	Jahadaa Rural Municipality, Morang	352,282,802.48	26,891,354.00	379,174,156.48	99,674,342.47	4,456,833.84	-	104,131,176.31	71,952,707.26	15,138,417.91	87,091,125.17	570,396,457.96
123	Dhanpalthan Rural Municipality, Morang	365,267,000.00	22,931,320.00	388,198,320.00	88,446,814.02	4,315,061.38	10,915,124.80	103,677,000.20	252,481,972.89	27,755,653.81	280,237,626.70	772,112,946.90
124	Budganga Rural Municipality, Morang	377,250,714.02	20,180,332.00	397,431,046.02	430,140,163.00	4,363,794.10	4,917,750.00	153,935,997.85	-	144,227,974.06	144,227,974.06	695,595,017.93
125	Mikajung Rural Municipality, Morang	402,888,250.00	27,251,913.00	430,140,163.00	83,181,912.88	52,933,652.57	-	136,151,565.45	165,302,400.29	13,498,156.15	178,800,556.44	745,056,294.89
126	Itahari Sub-metropolitan, Sunsari	932,601,000.00	71,130,000.00	1,003,731,000.00	1,003,731,000.00	27,521,481.37	-	449,580,048.65	376,581,217.76	231,689,373.15	608,270,590.91	2,061,581,639.56
127	Dharan Sub-metropolitan, Sunsari	879,102,719.80	58,235,169.00	937,337,888.80	197,466,322.85	178,895,195.84	-	376,361,518.69	122,574,903.72	244,996,904.67	367,571,808.39	1,681,271,515.88
128	Inarua Municipality, Sunsari	485,203,123.86	28,509,068.62	513,712,192.48	114,854,964.44	7,833,336.42	-	122,688,300.86	1,749,068.10	122,404,474.20	124,153,842.30	760,554,035.64
129	Duhawri Municipality, Sunsari	425,670,125.05	36,760,000.00	462,430,125.05	98,662,844.46	7,545,853.65	-	106,208,698.11	72,610,021.97	104,779,751.11	177,389,73.08	746,028,966.24
130	Baraha Municipality, Sunsari	678,956,000.00	32,425,000.00	711,381,000.00	143,261,260.36	12,842,894.15	-	156,104,154.51	136,037,377.39	68,605,112.50	204,642,489.89	1,072,127,844.40
131	Ramdihuni Municipality, Sunsari	475,576,000.00	35,851,000.00	511,427,000.00	84,440,664.60	44,545,888.85	-	128,986,533.45	126,033,963.13	93,771,479.24	219,805,442.37	860,218,975.82
132	Koshi Rural Municipality, Sunsari	317,475,316.91	25,703,407.29	343,178,724.20	97,691,916.53	12,685,031.06	-	110,376,947.59	11,193,863.02	27,233,906.47	38,427,489.49	491,983,161.28
133	Gadhi Rural Municipality, Sunsari	318,536,000.00	21,846,000.00	340,382,000.00	79,741,821.88	2,385,000.00	-	82,126,621.88	15,000,000.00	67,000,000.00	82,000,000.00	504,508,821.88
134	Dewanganj Rural Municipality, Sunsari	349,019,000.00	39,493,000.00	388,512,000.00	79,950,953.79	3,417,989.08	-	83,368,942.87	134,626,671.56	18,635,983.99	153,262,655.55	625,143,598.42
135	Beju Rural Municipality, Sunsari	326,155,000.00	24,467,000.00	350,622,000.00	73,698,459.49	3,058,526.47	12,365,025.00	89,122,010.96	-	89,854,176.96	89,854,176.96	529,598,187.92

Government of Nepal
Ministry of Finance
Financial Comptroller General Office
Statement of Receipt of Local Government
Fiscal Year: 2078/79

S.N.	Local Governments Name	Fiscal Transfer Receipt			Revenue Sharing Receipt				Internal Revenue Receipt			Grand Total
		Federal Govt.	Province Govt.	Total	Federal Govt.	Province Govt.	Local Govt.	Total	Opening Balance	Internal Revenue	Total	
136	Bhokraha Rural Municipality, Sunsari	345,326,000.00	24,305,000.00	369,631,000.00	91,681,306.60	3,952,629.79	-	95,633,936.39	24,638,851.89	18,189,091.37	42,827,943.26	508,092,879.65
137	Haimagar Rural Municipality, Sunsari	420,575,000.00	32,995,000.00	453,570,000.00	89,077,852.41	11,443,505.29	-	100,521,357.70	56,904,195.51	8,087,488.49	64,991,684.00	619,083,041.70
138	KANCHANRUP Municipality, Saptari	495,861,580.00	22,606,000.00	518,467,580.00	97,270,755.32	8,163,774.80	-	105,434,530.12	152,448,156.44	152,448,156.44	304,896,312.88	776,350,266.56
139	khadak Municipality, Saptari	461,016,680.00	17,317,000.00	478,333,680.00	109,718,890.70	-	-	109,718,890.70	155,130,315.91	23,408,236.89	178,538,552.80	766,591,123.50
140	dakmashwori Municipality, Saptari	368,232,026.64	23,634,152.00	391,866,178.64	93,549,491.74	5,405,663.50	-	98,955,155.24	248,195,395.18	8,777,301.14	256,972,696.32	747,794,030.20
141	bodbarsign Municipality, Saptari	425,612,000.00	22,214,000.00	447,826,000.00	75,048,263.32	-	-	75,048,263.32	191,188,840.00	-	191,188,840.00	714,063,103.32
142	rajibraj Municipality, Saptari	625,436,300.00	144,798,000.00	770,234,300.00	112,539,559.09	4,912,552.00	-	117,452,111.09	261,247,638.13	23,462,044.14	284,709,682.27	1,172,396,093.36
143	shambhunath Municipality, Saptari	320,648,308.93	33,210,018.00	353,858,326.93	88,938,668.71	10,332,793.43	-	99,271,462.14	45,000,000.00	-	45,000,000.00	498,129,779.07
144	saptakoshi Municipality, Saptari	245,283,743.74	14,115,107.00	259,398,850.74	59,871,549.38	2,549,634.80	-	62,421,184.18	79,137,616.60	14,582,234.51	93,719,851.11	415,539,866.03
145	surunga Municipality, Saptari	392,613,762.45	24,752,829.00	417,366,591.45	99,733,669.08	17,860,043.62	-	117,593,712.70	59,144,866.04	13,899,174.85	73,044,040.89	608,004,346.04
146	hanumaanagar kaankalini Municipality, Saptari	332,295,279.90	49,891,732.00	382,187,011.90	103,755,060.27	4,790,000.00	-	108,545,060.27	-	60,720,038.90	60,720,038.90	551,452,111.07
147	Agnisar, krishnasabaran Rural Municipality, Saptari	280,126,135.30	22,163,929.00	302,290,064.30	75,266,428.04	3,978,019.89	-	79,244,447.93	106,164,938.17	10,988,739.33	117,153,677.50	498,688,189.73
148	chhimamasta Rural Municipality, Saptari	277,746,000.00	22,501,000.00	300,247,000.00	62,588,489.63	2,276,589.00	-	64,845,068.63	402,251,823.55	15,000,000.00	417,251,823.55	782,343,882.18
149	tirahu Rural Municipality, Saptari	260,056,000.00	24,043,000.00	284,099,000.00	58,942,937.15	-	-	58,942,937.15	290,670,067.51	-	290,670,067.51	633,712,004.66
150	tilai koliai Rural Municipality, Saptari	370,859,320.00	53,240,000.00	424,099,320.00	70,342,345.49	3,949,782.50	-	74,292,127.99	40,580,772.00	5,000,000.00	45,580,772.00	574,241,119.37
151	balan-vihari Rural Municipality, Saptari	260,250,000.00	28,949,000.00	289,199,000.00	58,646,021.72	2,293,908.00	-	60,939,929.72	40,580,772.00	5,000,000.00	45,580,772.00	395,699,701.72
152	Bishnupur Rural Municipality, Saptari	313,388,000.00	30,796,000.00	344,184,000.00	71,271,928.36	3,100,000.00	-	74,371,928.36	62,134,385.54	3,525,952.00	65,660,337.54	484,216,265.90
153	Raigadh Rural Municipality, Saptari	298,202,142.15	28,975,123.00	327,177,265.15	71,063,953.46	9,976,373.24	-	81,040,326.70	129,310,957.55	2,431,855.40	131,742,812.95	539,960,404.80
154	Mahadevia Rural Municipality, Saptari	277,742,810.00	20,014,000.00	297,756,810.00	66,609,394.22	3,380,580.36	-	69,989,974.58	47,124,494.59	4,843,840.65	51,968,335.24	419,715,119.82
155	Rupeni Rural Municipality, Saptari	257,489,151.30	26,300,246.00	283,789,397.30	69,829,682.87	1,858,201.00	-	71,687,883.87	169,965,272.39	-	169,965,272.39	525,442,553.56
156	Kamjhaa Municipality, Siraha	304,580,000.00	17,647,000.00	322,227,000.00	79,868,846.15	2,496,104.00	7,657,509.60	90,022,459.75	145,449,233.56	18,428,454.00	163,877,687.56	576,127,147.31
157	Kalyanpur Municipality, Siraha	400,968,000.00	22,219,000.00	423,187,000.00	104,421,736.60	5,083,988.00	-	109,505,704.60	232,324,110.41	31,134,204.43	263,458,314.84	796,151,019.44
158	Golabazar Municipality, Siraha	587,373,000.00	18,244,000.00	605,617,000.00	110,677,201.80	6,891,476.00	-	116,568,677.80	267,043,628.95	267,043,628.95	534,092,256.90	989,229,306.75
159	Dhangadhimai Municipality, Siraha	404,898,540.00	17,458,000.00	422,356,540.00	110,355,870.57	5,749,302.06	-	116,105,172.63	129,725,280.39	46,112,079.22	175,837,359.61	714,299,072.24
160	Mechaya Municipality, Siraha	433,736,000.00	22,592,000.00	456,328,000.00	137,116,050.35	-	-	137,116,050.35	216,176,636.97	311,414,386.70	311,414,386.70	904,858,437.05
161	Lahan Municipality, Siraha	654,836,570.62	25,920,687.00	680,757,257.62	187,445,181.64	-	-	187,445,181.64	88,841,259.23	305,018,096.20	305,018,096.20	1,173,220,535.46
162	Siraha Municipality, Siraha	724,718,000.00	29,243,000.00	753,961,000.00	141,407,214.04	10,130,784.60	-	151,537,998.64	148,390,420.36	51,543,171.42	199,933,591.78	1,105,432,590.42
163	Sukhipur Municipality, Siraha	364,648,000.00	15,954,000.00	380,602,000.00	75,151,456.48	4,38,639.00	-	75,590,095.48	66,835,744.34	66,835,744.34	132,671,539.82	523,027,839.82
164	Anama Rural Municipality, Siraha	272,325,000.00	21,286,000.00	293,611,000.00	55,213,494.62	4,146,224.10	-	59,359,718.72	121,010,473.05	4,636,381.31	125,646,854.36	478,617,573.08

(In Rs.)

Government of Nepal
Ministry of Finance
Financial Comptroller General Office
Statement of Receipt of Local Government
Fiscal Year: 2078/79

(In Rs.)

S.N.	Local Governments Name	Fiscal Transfer Receipt			Revenue Sharing Receipt			Internal Revenue Receipt			Grand Total
		Federal Govt.	Province Govt.	Total	Federal Govt.	Province Govt.	Local Govt.	Opening Balance	Internal Revenue	Total	
165	Aurahi Rural Municipality, Siraha	247,005,000.00	16,500,000.00	263,505,000.00	53,317,409.73	1,890,707.88	-	181,564,662.35	13,148.00	181,577,810.35	500,290,327.96
166	Naraha Rural Municipality, Siraha	245,780,000.00	23,197,000.00	268,977,000.00	52,893,066.05	1,000,000.00	-	-	173,277,482.91	173,277,482.91	496,147,549.96
167	Nawatapur Rural Municipality, Siraha	225,775,000.00	25,600,000.00	251,375,000.00	53,522,752.02	1,978,101.10	-	101,788,217.43	1,090,224.49	102,878,441.92	409,754,295.04
168	Banyarpati Rural Municipality, Siraha	335,575,000.00	14,252,000.00	349,827,000.00	60,709,708.96	2,592,860.20	-	161,241,516.90	1,300,991.37	162,542,508.27	575,672,077.43
169	Bishnupur Rural Municipality, Siraha	271,952,000.00	18,186,000.00	290,138,000.00	47,476,498.56	-	-	128,386,000.00	14,751,926.58	143,227,926.58	362,366,425.14
170	Bhagwanpur Rural Municipality, Siraha	262,908,000.00	13,718,000.00	276,626,000.00	50,000,000.00	4,400,000.00	-	6,500,000.00	22,334,857.98	28,834,857.98	472,510,327.24
171	Iaxmipur Rural Municipality, Siraha	363,487,180.00	14,720,000.00	378,207,180.00	65,468,489.26	-	-	11,546,967.58	6,488,813.02	18,035,780.60	357,697,160.12
172	Rakhuwanakarkety Rural Municipality, Siraha	235,494,819.39	49,806,805.00	285,301,624.39	52,544,577.53	1,815,177.60	-	312,822,856.91	160,969,214.75	473,792,071.66	1,708,844,077.84
173	Janakpurdham Sub-metropolitan, Dhanusha	872,781,080.90	46,880,902.00	919,661,982.90	296,588,298.28	18,801,725.00	-	125,387,031.24	1,111,043.36	126,498,074.60	552,041,308.95
174	Kamala Municipality, Dhanusha	304,450,000.00	23,896,000.00	328,346,000.00	92,352,947.75	4,844,286.60	-	77,974,603.62	48,166,145.29	126,140,748.91	586,643,442.80
175	chirshwornath Municipality, Dhanusha	334,071,000.00	14,908,000.00	348,979,000.00	102,788,901.79	8,734,792.10	-	163,184,021.11	55,019,018.53	218,203,039.64	717,604,938.67
176	ganeshman charnath Municipality, Dhanusha	360,667,000.00	20,516,053.00	381,183,053.00	104,951,874.13	13,266,971.90	-	157,688,139.90	49,670,427.26	207,358,567.16	738,284,200.21
177	dhanusadharm Municipality, Dhanusha	409,350,334.00	12,577,000.00	421,927,334.00	100,402,775.35	8,595,523.70	-	196,646,535.72	9,184,432.18	205,830,967.90	612,231,901.95
178	nagaraien Municipality, Dhanusha	313,026,000.00	10,958,000.00	323,984,000.00	76,921,444.15	3,408,887.90	2,086,602.00	139,941,605.30	11,759,302.55	151,700,907.85	786,395,676.15
179	mithila Municipality, Dhanusha	431,779,000.00	20,630,000.00	452,409,000.00	138,051,861.98	8,403,160.00	35,830,946.32	52,785,419.94	7,366,296.00	60,151,715.94	494,039,834.18
180	bideaha Municipality, Dhanusha	338,950,000.00	17,841,000.00	356,791,000.00	74,114,413.24	2,982,705.00	-	93,302,071.37	10,479,542.00	103,781,613.37	626,322,887.04
181	sahidnagar Municipality, Dhanusha	392,886,000.00	23,251,000.00	416,137,000.00	96,675,620.17	9,728,453.50	-	183,921,572.00	16,262,334.61	200,183,906.61	741,182,013.52
182	sabalia Municipality, Dhanusha	418,771,000.00	11,689,000.00	430,460,000.00	105,621,368.11	4,916,738.80	-	167,226,644.93	6,238,671.60	173,465,316.53	628,924,775.89
183	hanspur Municipality, Dhanusha	363,061,000.00	5,546,000.00	368,607,000.00	83,513,892.16	3,338,567.20	-	111,158,997.20	1,408,551.65	112,567,548.85	474,174,081.66
184	asaurahi Rural Municipality, Dhanusha	290,042,000.00	11,935,000.00	301,977,000.00	55,826,200.81	3,803,332.00	-	157,985,899.41	3,097,483.92	161,083,383.33	530,908,992.59
185	janaknandini Rural Municipality, Dhanusha	287,258,000.00	19,294,000.00	306,552,000.00	60,887,826.26	2,425,783.00	-	63,171,068.41	1,341,378.00	64,512,446.41	359,892,864.06
186	Dhanauji Rural Municipality, Dhanusha	220,792,000.00	18,720,000.00	239,512,000.00	52,935,887.95	2,932,311.70	-	147,902,641.91	6,461,435.35	154,364,077.26	482,213,207.64
187	balashwor Rural Municipality, Dhanusha	258,327,334.00	8,975,000.00	267,302,334.00	55,140,863.78	2,409,456.00	2,996,776.60	159,980,895.14	2,127,859.80	162,108,554.94	564,809,843.57
188	mithila bhari Municipality, Dhanusha	315,252,000.00	6,479,000.00	321,731,000.00	77,655,633.63	3,314,655.00	-	226,395,281.01	7,743,876.32	234,139,157.33	557,156,706.33
189	mukhyapatari Rural Municipality, Dhanusha	251,311,000.00	9,190,000.00	260,501,000.00	60,527,798.95	2,452,533.00	-	50,554,432.00	7,280,093.37	57,834,525.37	435,105,804.42
190	laxminiya Rural Municipality, Dhanusha	293,588,000.00	16,662,000.00	310,250,000.00	64,103,827.10	2,453,669.00	-	239,116,403.53	45,506,885.82	284,623,289.35	899,174,928.47
191	gaushala Municipality, Mahottari	453,635,758.43	16,595,049.21	470,230,807.64	134,519,531.08	9,801,300.40	-	35,905,222.10	22,037,155.59	57,942,377.69	708,539,800.46
192	jaleshwor Municipality, Mahottari	511,198,487.25	41,352,000.00	552,550,487.25	93,165,119.52	4,881,816.00	-	321,220,649.84	87,884,009.63	409,104,659.47	1,260,392,866.47
193	bandibas Municipality, Mahottari	545,281,853.52	18,544,187.00	563,826,040.52	146,443,729.10	10,630,639.10	130,387,798.28	287,462,166.48	-	287,462,166.48	1,260,392,866.47

Government of Nepal
Ministry of Finance
Financial Comptroller General Office
Statement of Receipt of Local Government
Fiscal Year: 2078/79

S.N.	Local Governments Name	Fiscal Transfer Receipt			Revenue Sharing Receipt				Internal Revenue Receipt			Grand Total
		Federal Govt.	Province Govt.	Total	Federal Govt.	Province Govt.	Local Govt.	Total	Opening Balance	Internal Revenue	Total	
194	balawa Municipality, Mahottari	420,816,000.00	21,332,000.00	442,148,000.00	75,206,762.61	3,626,666.00	-	78,833,428.61	73,709,696.87	25,466,807.52	99,196,504.39	620,177,933.00
195	bhangaha Municipality, Mahottari	340,761,296.90	19,329,000.00	360,090,296.90	95,397,682.12	3,477,000.00	33,434,180.68	132,308,862.80	47,789,025.90	-	47,789,025.90	540,188,165.60
196	Mathani Municipality, Mahottari	283,758,000.00	17,511,000.00	301,269,000.00	71,307,951.95	2,600,480.00	-	73,908,431.95	149,472,281.80	11,942,471.43	161,414,753.23	536,592,165.18
197	Manasa Shisawa Municipality, Mahottari	364,908,718.21	40,957,676.30	405,866,394.51	97,405,476.04	8,476,274.68	-	105,881,750.72	47,556,635.59	9,539,800.89	57,096,636.48	568,844,781.71
198	ramgopalpur Municipality, Mahottari	288,548,206.89	21,935,500.00	310,483,706.89	73,573,854.41	5,904,792.00	6,403,039.40	85,981,685.81	128,309,405.68	15,853,797.91	144,163,203.59	540,528,966.29
199	Ioharpatti Municipality, Mahottari	367,219,000.00	15,834,000.00	383,053,000.00	92,049,538.59	3,995,321.00	-	96,044,859.59	56,591,079.67	152,220,530.39	152,220,530.39	631,318,389.98
200	ekdara Rural Municipality, Mahottari	298,024,000.00	32,244,000.00	330,268,000.00	69,293,367.84	-	-	69,293,367.84	134,173,421.12	4,468,844.37	61,059,924.04	460,621,291.88
201	asurahi Municipality, Mahottari	250,371,641.05	39,905,000.00	290,276,641.05	74,027,044.34	2,183,233.00	2,877,405.12	79,087,662.46	117,771,338.30	9,707,586.61	143,881,007.73	513,245,331.24
202	pipara Rural Municipality, Mahottari	364,957,000.00	46,962,000.00	411,919,000.00	80,628,484.77	3,163,805.20	-	83,792,289.97	53,267,119.06	7,393,237.11	125,164,575.41	620,875,865.38
203	mahottari Rural Municipality, Mahottari	241,350,314.91	60,320,817.00	301,671,131.91	63,491,622.44	2,986,558.40	-	66,478,180.84	92,805,295.24	5,984,277.61	99,251,396.67	427,400,809.42
204	saamsi Rural Municipality, Mahottari	244,580,500.00	15,075,000.00	259,655,500.00	64,076,997.11	2,895,709.00	-	66,972,706.11	204,803,988.13	7,146,569.00	99,951,864.24	426,580,070.35
205	sonama Rural Municipality, Mahottari	244,185,134.10	30,237,000.00	274,422,134.10	87,929,815.70	3,543,532.85	-	91,473,348.55	380,431,193.24	15,554,401.17	220,358,389.30	586,253,871.95
206	ishwarpur Municipality, Sarlahi	456,842,000.00	12,602,251.00	469,444,251.00	127,509,989.55	17,029,363.10	-	144,539,352.65	87,662,212.29	14,738,984.50	395,170,177.74	1,009,153,791.39
207	Kabiashi Municipality, Sarlahi	377,930,000.00	31,982,000.00	409,912,000.00	84,396,000.00	4,507,608.45	-	88,903,608.45	52,215,702.22	3,805,074.00	56,020,776.22	622,006,824.98
208	Godaita Municipality, Sarlahi	445,094,000.00	21,174,000.00	466,268,000.00	95,526,877.96	4,191,170.80	-	99,718,048.76	190,189,942.77	23,543,144.76	213,733,087.53	899,636,270.93
209	Bairathawa Municipality, Sarlahi	523,732,000.00	25,112,000.00	548,844,000.00	130,879,032.64	6,180,150.76	-	137,059,183.40	71,743,630.08	1,653,199.85	73,396,829.93	586,014,243.10
210	Baira Municipality, Sarlahi	406,385,068.00	9,668,000.00	416,053,068.00	91,811,796.27	4,752,548.90	-	96,564,345.17	82,868,291.96	7,555,235.65	90,423,527.61	825,081,373.41
211	Bagmafi Municipality, Sarlahi	372,918,000.00	246,759,000.00	619,677,000.00	93,960,832.45	21,020,013.35	-	114,980,845.80	56,994,897.15	12,634,336.58	69,629,233.73	574,897,081.01
212	Malangwa Municipality, Sarlahi	395,688,119.52	19,978,189.00	415,666,308.52	85,643,064.76	3,758,474.00	-	89,401,538.76	114,496,048.50	153,589,517.74	268,085,566.24	959,049,817.41
213	Lalbandi Municipality, Sarlahi	530,510,386.53	15,132,124.00	545,642,510.53	132,447,805.04	12,873,935.60	-	145,321,740.64	126,730,070.47	987,557.07	127,717,627.54	617,696,175.73
214	Haripurba Municipality, Sarlahi	372,135,000.00	14,367,741.00	386,502,741.00	86,133,134.33	17,343,212.86	-	103,476,347.19	235,358,373.00	43,642,301.30	249,279,296.81	640,508,427.41
215	Haripur Municipality, Sarlahi	286,273,000.00	25,528,000.00	311,801,000.00	75,754,342.66	3,673,787.94	-	79,428,130.60	92,598,816.15	600,000.00	517,04,223.29	409,155,408.19
216	Hariban Municipality, Sarlahi	500,808,566.00	31,742,000.00	532,550,566.00	165,891,249.28	10,644,972.40	1,325,400.00	177,861,621.68	115,000,000.00	4,140,512.78	119,140,512.78	488,454,039.88
217	Kaudena Rural Municipality, Sarlahi	281,049,760.60	14,918,100.00	295,967,860.60	59,401,873.80	2,081,450.50	-	61,483,324.30	199,234,516.27	25,622,364.02	224,856,880.29	580,813,276.72
218	Chakraghata Rural Municipality, Sarlahi	293,541,408.00	9,503,000.00	303,044,408.00	64,310,365.50	1,958,813.60	-	66,269,119.10	110,007,834.90	1,600,000.00	111,607,834.90	395,052,573.23
219	Chandranagar Rural Municipality, Sarlahi	263,409,000.00	11,859,456.00	275,268,456.00	77,655,850.03	3,032,090.40	-	80,687,940.43	122,110,008.00	-	122,110,008.00	428,967,602.00
220	Dhankaul Rural Municipality, Sarlahi	196,965,538.84	21,963,000.00	218,928,538.84	62,138,172.39	2,378,027.10	-	64,516,199.49	110,007,834.90	1,600,000.00	111,607,834.90	395,052,573.23
221	Parsa Rural Municipality, Sarlahi	219,750,820.00	28,610,000.00	248,360,820.00	56,814,000.00	1,682,774.00	-	58,496,774.00	122,110,008.00	-	122,110,008.00	428,967,602.00
222	Basbariya Rural Municipality, Sarlahi	239,417,000.00	18,828,000.00	258,245,000.00	57,195,240.18	190,008.00	-	57,385,248.18	647,225.34	22,229,173.39	22,229,173.39	337,859,421.57
223	Brahmapur Rural Municipality, Sarlahi	305,029,902.00	9,733,500.00	314,763,402.00	69,486,297.29	2,259,441.96	-	71,745,739.25	8,082,527.00	8,082,527.00	8,730,252.34	395,239,393.59

(In Rs.)

Government of Nepal
Ministry of Finance
Financial Comptroller General Office
Statement of Receipt of Local Government
Fiscal Year: 2078/79

(In Rs.)

S.N.	Local Governments Name	Fiscal Transfer Receipt			Revenue Sharing Receipt				Internal Revenue Receipt			Grand Total
		Federal Govt.	Province Govt.	Total	Federal Govt.	Province Govt.	Local Govt.	Total	Opening Balance	Internal Revenue	Total	
224	Ramnagar Rural Municipality, Sarlahi	243,072,000.00	23,301,000.00	266,373,000.00	65,456,633.02	2,098,005.40	-	67,554,638.42	24,234,759.36	1,699,551.00	25,934,310.36	359,861,948.78
225	Bishnu Rural Municipality, Sarlahi	235,798,000.00	16,663,000.00	252,461,000.00	60,681,392.08	2,052,693.90	-	62,734,085.98	61,720,112.32	3,630,459.50	65,350,571.82	380,545,657.80
226	Isnath Municipality, Rautahat	332,335,780.00	16,410,000.00	348,745,780.00	78,877,653.26	4,778,014.80	4,730,978.50	88,386,646.56	13,985,431.33	4,527,524.00	18,512,955.33	455,645,381.89
227	Kathariya Municipality, Rautahat	368,478,000.00	15,762,000.00	384,240,000.00	82,842,272.75	4,813,102.83	-	87,655,375.58	48,335,141.46	12,097,368.33	60,432,509.79	532,327,865.37
228	Gadimai Municipality, Rautahat	366,904,000.00	28,519,000.00	395,423,000.00	86,184,248.21	2,500,865.00	-	88,685,113.21	-	43,193,791.44	43,193,791.44	527,301,904.65
229	Guruda Municipality, Rautahat	438,950,000.00	19,638,000.00	458,588,000.00	92,212,620.95	4,500,000.00	-	96,712,620.95	62,352,936.79	25,539,989.95	87,892,926.74	643,193,547.69
230	Gujara Municipality, Rautahat	378,779,457.13	15,912,671.00	394,692,128.13	103,863,707.64	10,530,086.80	19,334,060.20	133,727,854.64	135,032,148.06	4,177,224.20	139,209,372.26	667,629,355.03
231	Gaur Municipality, Rautahat	353,941,007.06	26,197,143.00	380,138,150.06	68,227,947.64	8,296,948.40	17,784,761.00	94,309,657.04	16,713,929.89	30,163,660.46	46,877,490.35	521,325,297.45
232	Chandrapur Municipality, Rautahat	651,076,940.00	23,464,000.00	674,540,940.00	146,140,289.61	84,414,080.91	-	230,554,370.52	117,302,957.86	35,920,210.00	153,223,167.86	1,068,318,478.38
233	Dewahi Gonahi Municipality, Rautahat	322,839,000.00	14,857,000.00	337,696,000.00	73,281,299.06	3,082,710.00	-	76,364,009.06	115,499,041.02	7,221,226.43	122,720,267.45	536,780,276.51
234	Paroha Municipality, Rautahat	380,897,000.00	12,635,000.00	393,532,000.00	76,419,048.91	7,400,000.00	-	83,819,048.91	60,444,580.40	10,000,000.00	70,444,580.40	547,795,639.31
235	Phatuwajpur Municipality, Rautahat	335,477,000.00	18,178,000.00	353,655,000.00	83,214,878.57	3,634,940.30	-	86,849,818.87	-	37,108,400.23	37,108,400.23	477,613,219.10
236	Brindawan Municipality, Rautahat	386,776,000.00	23,713,000.00	410,489,000.00	103,068,424.22	725,000.00	-	103,793,424.22	49,357,511.42	45,251,489.61	94,609,001.03	608,891,425.25
237	Baudhimal Municipality, Rautahat	266,912,000.00	35,166,000.00	302,078,000.00	75,152,715.73	3,291,718.10	-	78,443,893.83	-	56,325,762.37	56,325,762.37	436,847,656.20
238	Madhavnarayan Municipality, Rautahat	354,312,000.00	25,500,000.00	379,812,000.00	80,673,180.56	3,838,340.40	-	84,511,520.96	12,019,032.12	19,081,609.72	31,100,641.84	495,424,162.80
239	Maulapur Municipality, Rautahat	279,592,000.00	14,059,000.00	293,651,000.00	65,934,302.90	2,502,419.90	-	68,436,722.80	45,690,127.97	2,933,251.00	48,623,378.97	410,711,101.77
240	Rajdevi Municipality, Rautahat	401,575,000.00	12,774,000.00	414,349,000.00	70,443,174.11	3,517,361.60	-	73,960,535.71	-	71,102,874.49	71,102,874.49	559,412,410.20
241	DurgaBhagwati Rural Municipality, Rautahat	329,675,000.00	21,613,000.00	351,288,000.00	53,149,790.70	1,600,000.00	2,075,383.00	56,825,173.70	23,769,192.00	20,024,739.90	43,793,931.90	451,907,105.60
242	Yamunamai Rural Municipality, Rautahat	319,958,000.00	22,793,000.00	342,751,000.00	58,480,354.62	3,031,000.00	-	61,511,354.62	13,625,528.79	7,140,000.00	20,765,528.79	425,027,883.41
243	Rejpur Municipality, Rautahat	317,727,000.00	15,853,000.00	333,580,000.00	84,364,712.31	9,550,986.51	-	93,915,698.82	-	9,118,349.45	9,118,349.45	436,614,048.27
244	Kalyaya Sub-metropolitan, Bara	852,560,198.79	46,191,137.84	898,751,336.63	170,267,759.31	28,370,579.00	70,942,281.06	269,580,619.37	284,048,576.16	80,282,691.20	364,331,267.36	1,532,663,223.36
245	Shimara Jeetpur Sub-metropolitan, Bara	906,680,000.00	43,305,000.00	949,985,000.00	203,393,354.96	1,783,810.00	182,077,117.00	387,254,281.96	647,386,666.50	64,505,730.21	711,892,396.71	2,049,131,678.67
246	Kohwai Municipality, Bara	397,454,882.92	17,654,000.00	415,108,882.92	111,288,761.53	-	23,915,892.22	135,204,453.75	52,546,581.76	52,656,846.48	105,203,428.24	655,516,764.91
247	Nigud Municipality, Bara	428,828,000.00	21,362,000.00	450,190,000.00	96,960,377.71	190,636,497.50	-	287,596,875.21	-	208,166,567.03	208,166,567.03	945,953,442.24
248	Pacharauta Municipality, Bara	320,153,000.00	15,609,000.00	335,762,000.00	73,678,452.00	-	-	73,678,452.00	10,930,562.10	26,767,963.39	37,698,565.49	447,138,957.49
249	Mahagadi Municipality, Bara	492,549,000.00	33,587,000.00	526,136,000.00	101,927,840.29	5,296,305.50	-	107,224,145.79	51,728,370.26	23,500,394.27	75,228,764.53	708,588,910.32
250	Simrayngadi Municipality, Bara	384,838,000.00	17,695,000.00	402,533,000.00	92,674,583.05	7,000,000.00	-	99,674,583.05	-	44,351,864.65	44,351,864.65	546,559,447.70
251	Aadarsha kotwal Rural Municipality, Bara	307,420,000.00	14,686,000.00	322,106,000.00	67,829,100.82	-	-	67,829,100.82	134,299,775.60	-	134,299,775.60	524,234,876.42
252	karayamai Rural Municipality, Bara	296,892,493.40	24,481,445.00	321,373,938.40	72,689,370.73	4,134,286.10	-	76,823,656.83	57,315,290.10	17,905,520.10	75,220,810.20	472,418,405.43

Government of Nepal
Ministry of Finance
Financial Comptroller General Office
Statement of Receipt of Local Government
Fiscal Year: 2078/79

(In Rs.)

S.N.	Local Governments Name	Fiscal Transfer Receipt			Revenue Sharing Receipt				Internal Revenue Receipt			Grand Total
		Federal Govt.	Province Govt.	Total	Federal Govt.	Province Govt.	Local Govt.	Total	Opening Balance	Internal Revenue	Total	
253	Dewatal Rural Municipality, Bara	252,384,000.00	19,171,000.00	271,555,000.00	42,372,908.92	-	-	42,372,908.92	-	72,436,874.37	72,436,874.37	386,364,783.29
254	Paranpur Rural Municipality, Bara	237,116,000.00	16,895,000.00	254,011,000.00	52,544,297.91	1,545,908.00	-	54,090,205.91	86,237,591.21	30,034,207.55	116,271,798.76	424,373,004.67
255	Prasauni Rural Municipality, Bara	279,785,000.00	17,317,000.00	297,102,000.00	57,021,784.56	7,593,981.50	-	64,615,766.06	25,475,525.70	99,158,113.17	99,158,113.17	460,875,879.23
256	Pheta Rural Municipality, Bara	289,847,000.00	19,829,000.00	309,676,000.00	58,224,545.91	2,269,000.00	-	60,493,545.91	73,960,724.88	7,042,818.86	32,518,344.56	402,687,890.47
257	Baragadi Rural Municipality, Bara	270,162,000.00	14,881,000.00	285,043,000.00	68,877,233.71	1,947,566.10	-	70,824,799.81	54,616,343.00	5,231,530.10	79,192,254.98	435,060,054.79
258	Bishampur Rural Municipality, Bara	216,224,614.88	16,923,000.00	233,147,614.88	56,388,564.17	1,544,306.00	-	57,912,870.17	94,888,816.72	9,186,190.00	63,802,533.00	354,863,818.05
259	Shubarna Rural Municipality, Bara	292,434,000.00	14,826,000.00	307,260,000.00	73,649,222.76	2,456,693.80	-	76,105,916.56	-	1,686,382.50	96,575,199.22	479,941,115.78
260	Bijung Metropolitan, Parsa	1,527,722,000.00	125,409,000.00	1,653,131,000.00	203,407,825.38	19,419,802.00	-	222,827,627.38	-	1,299,032,614.76	1,299,032,614.76	3,174,991,242.14
261	Pashagadi Municipality, Parsa	323,710,000.00	17,859,000.00	341,569,000.00	91,922,380.54	5,352,687.60	-	97,275,068.14	-	251,085,139.44	251,085,139.44	689,929,207.58
262	Pokharua Municipality, Parsa	335,066,000.00	18,544,000.00	353,610,000.00	68,783,291.52	3,082,645.80	-	71,865,937.32	-	98,627,736.50	98,627,736.50	524,103,673.82
263	Behudermal Municipality, Parsa	344,858,000.00	38,986,000.00	383,844,000.00	80,248,285.70	3,327,456.50	-	83,575,742.20	-	44,410,959.05	44,410,959.05	511,830,701.25
264	Kalkamal Rural Municipality, Parsa	246,554,000.00	39,072,000.00	285,626,000.00	53,934,724.53	3,228,767.51	-	57,163,492.04	53,856,232.16	17,238,154.39	71,094,386.55	413,883,878.59
265	Chhipaharma Rural Municipality, Parsa	259,579,000.00	14,727,000.00	274,306,000.00	62,069,653.71	5,290,485.97	-	67,360,139.68	-	18,088,347.48	18,088,347.48	359,754,487.16
266	Jagarnathpur Rural Municipality, Parsa	294,274,000.00	18,782,000.00	313,056,000.00	72,911,601.32	3,033,721.60	-	75,945,322.92	90,931,373.70	45,523,716.42	136,455,090.12	525,456,413.04
267	Jirahawani Rural Municipality, Parsa	251,577,650.00	18,139,000.00	269,716,650.00	62,627,468.42	4,001,541.10	-	66,629,009.52	64,616,726.94	21,612,438.12	86,229,165.06	422,574,824.58
268	Thori Rural Municipality, Parsa	312,211,116.75	14,037,000.00	326,248,116.75	65,095,223.56	3,250,276.80	-	68,345,500.36	45,480,449.85	7,994,124.60	53,474,574.45	448,068,191.56
269	Dhobini Rural Municipality, Parsa	222,777,000.00	15,993,000.00	238,770,000.00	52,374,051.63	3,889,751.10	-	56,263,802.73	-	47,144,959.95	47,144,959.95	342,178,762.68
270	Pakaaha Mainpur Rural Municipality, Parsa	241,089,666.00	11,908,000.00	252,997,666.00	50,585,117.37	1,746,795.00	-	52,331,912.37	87,501,479.00	16,450,000.00	102,951,479.00	408,281,057.37
271	Patawa Shugauli Rural Municipality, Parsa	268,367,000.00	14,237,000.00	282,604,000.00	66,135,015.83	4,458,656.70	-	70,593,672.53	-	91,199,502.58	91,199,502.58	444,397,175.11
272	Bindabashni Rural Municipality, Parsa	248,810,000.00	9,593,000.00	258,403,000.00	59,049,845.64	2,458,257.80	-	61,508,103.44	147,695,197.74	5,069,365.18	152,764,562.92	472,615,666.36
273	Shakhuwa Prasauni Rural Municipality, Parsa	345,530,000.00	24,851,864.00	368,381,864.00	78,245,341.34	4,547,492.30	-	82,792,833.64	-	151,173,286.08	151,173,286.08	602,347,983.72
274	Jiri Municipality, Dolakha	367,541,603.00	40,629,131.12	408,170,734.12	62,716,094.67	21,580,552.06	-	84,296,646.73	52,622,354.58	42,273,192.79	94,895,547.37	587,362,928.22
275	Bhimeshor Municipality, Dolakha	552,532,807.12	94,018,171.00	646,550,978.12	86,038,068.79	59,132,564.26	4,737,720.00	149,908,353.05	67,437,920.63	46,078,425.55	113,516,346.18	909,975,677.35
276	Kalinchowk Rural Municipality, Dolakha	439,987,381.10	38,378,837.36	478,366,218.46	65,198,495.29	10,913,225.14	5,580,559.88	81,692,280.31	46,562,732.46	2,871,494.21	49,434,226.67	609,492,725.44
277	Gauisahnkar Rural Municipality, Dolakha	381,613,860.00	42,666,000.00	424,279,860.00	91,264,624.64	22,029,655.98	-	113,294,280.62	53,600,000.00	4,673,549.26	58,273,549.26	595,847,689.88
278	Tamakhosi Rural Municipality, Dolakha	389,011,172.00	56,968,500.00	445,979,672.00	102,702,456.29	15,039,054.55	6,905,743.80	124,647,254.64	141,590,024.57	22,243,974.06	163,833,998.63	734,460,925.27
279	Melung Rural Municipality, Dolakha	326,584,904.79	42,831,107.50	369,416,012.29	62,792,436.00	15,363,780.00	-	78,156,216.00	47,144,834.16	3,660,046.42	50,804,880.58	498,377,108.87
280	Bigu Rural Municipality, Dolakha	338,614,000.00	39,177,210.00	377,791,210.00	74,906,553.05	25,550,905.26	-	100,457,458.31	7,536,232.29	9,408,140.00	16,944,372.29	495,193,040.60
281	Baiteshwor Rural Municipality, Dolakha	335,755,648.00	46,010,379.00	381,766,027.00	61,203,665.25	16,070,649.48	3,029,104.00	80,303,418.73	16,579,845.50	13,497,462.02	30,077,307.52	492,146,753.25

Government of Nepal
Ministry of Finance
Financial Comptroller General Office
Statement of Receipt of Local Government
Fiscal Year: 2078/79

(In Rs.)

S.N.	Local Governments Name	Fiscal Transfer Receipt			Revenue Sharing Receipt			Internal Revenue Receipt			Grand Total
		Federal Govt.	Province Govt.	Total	Federal Govt.	Province Govt.	Local Govt.	Opening Balance	Internal Revenue	Total	
282	Shailung Rural Municipality, Dolakha	348,364,186.69	38,591,355.00	386,955,541.69	66,392,462.59	22,220,835.68	-	27,302,596.09	5,693,754.38	32,996,350.47	508,565,190.43
283	Manthali Municipality, Ramechhap	582,056,621.58	66,599,381.00	648,656,002.58	119,434,917.95	43,600,722.32	11,462,223.67	233,867,504.08	31,821,006.40	265,688,510.48	1,088,842,377.00
284	Ramechhap Municipality, Ramechhap	432,093,221.10	47,586,613.82	479,679,834.92	88,609,241.19	64,988,988.97	2,011,069.00	53,493,076.89	7,631,884.99	61,124,961.88	696,414,105.96
285	umakunda Rural Municipality, Ramechhap	316,751,160.00	54,001,000.00	370,752,160.00	67,709,392.42	16,992,963.73	-	186,310,000.00	12,800,000.00	199,110,000.00	654,564,516.15
286	Khadadevi Rural Municipality, Ramechhap	442,530,000.00	71,019,000.00	513,549,000.00	78,437,769.25	26,211,360.72	3,872,391.00	22,249,724.73	6,997,647.40	29,247,372.13	651,317,893.10
287	Gokulganga Rural Municipality, Ramechhap	340,036,000.00	47,989,000.00	388,025,000.00	100,377,839.53	22,589,811.54	5,040,800.00	82,242,770.59	5,509,653.00	87,752,423.59	603,785,874.66
288	Doramba Rural Municipality, Ramechhap	361,825,000.00	63,502,000.00	425,327,000.00	73,340,299.91	23,964,770.35	-	78,651,886.00	6,258,286.83	84,910,162.83	607,542,233.09
289	Likhu Tamakoshi Rural Municipality, Ramechhap	367,292,000.00	42,510,000.00	409,802,000.00	84,112,238.98	11,222,232.99	-	171,401,247.90	-	171,401,247.90	676,537,719.87
290	Sunepati Rural Municipality, Ramechhap	328,534,000.00	52,998,000.00	381,532,000.00	58,697,319.44	18,150,708.39	-	104,906,492.80	2,429,389.52	107,335,882.32	565,715,910.15
291	Kamalmai Municipality, Sindhuli	660,614,219.60	50,894,891.50	711,509,111.10	157,497,494.67	146,292,301.38	-	108,359,031.61	66,705,499.33	174,064,530.94	1,189,363,438.09
292	Dudhauri Municipality, Sindhuli	635,943,684.51	78,565,061.00	714,508,745.51	164,730,694.41	77,775,981.52	5,340,546.00	31,646,294.98	48,826,702.18	80,472,997.16	1,042,828,964.60
293	Golanjor Rural Municipality, Sindhuli	290,428,622.00	22,616,563.00	313,045,185.00	73,354,849.02	28,464,466.66	1,284,447.75	15,083,344.78	9,902,168.84	24,985,513.62	439,134,462.05
294	???????? Rural Municipality, Sindhuli	214,768,227.23	40,068,662.89	254,836,890.12	58,257,453.02	15,643,515.90	-	86,553,400.00	5,201,465.00	91,754,865.00	420,492,724.04
295	???????? Rural Municipality, Sindhuli	546,774,000.00	64,121,000.00	610,895,000.00	56,949,729.19	42,585,572.83	796,560.00	100,331,862.02	-	12,863,503.61	724,090,565.63
296	Phikal Rural Municipality, Sindhuli	318,528,460.00	60,015,000.00	378,543,460.00	65,840,966.53	22,495,578.88	2,999,175.00	13,824,928.50	8,709,262.00	22,534,190.50	482,413,370.91
297	Marin Rural Municipality, Sindhuli	306,306,223.65	39,916,756.66	346,222,980.31	92,194,769.24	24,107,263.96	2,123,136.00	84,119,742.64	23,474,501.26	107,594,243.90	572,242,393.41
298	Sunkoshi Rural Municipality, Sindhuli	326,135,486.00	19,850,320.00	345,985,806.00	71,669,308.56	31,209,155.77	19,565,687.00	46,787,902.82	7,880,021.94	54,667,924.76	523,097,882.09
299	Hambarugadi Rural Municipality, Sindhuli	335,672,000.00	50,466,000.00	386,138,000.00	95,556,604.91	29,401,109.72	1,428,940.00	49,565,337.77	18,020,057.54	67,585,395.31	580,109,949.94
300	Dhulikhel Municipality, Kavrepalanchowk	475,858,526.88	66,721,736.00	542,580,262.88	73,043,290.10	172,965,217.77	-	86,179,794.46	73,668,737.80	159,848,532.26	948,437,903.01
301	Nomabudha Municipality, Kavrepalanchowk	408,860,560.43	60,882,323.93	469,742,884.36	77,661,539.60	83,339,329.61	-	38,941,769.28	40,320,433.33	79,262,202.61	710,005,965.18
302	Panauli Municipality, Kavrepalanchowk	463,994,945.02	66,898,380.00	530,893,325.02	101,225,089.91	132,352,330.24	76,230.00	304,902,531.40	228,525,728.15	533,428,259.55	1,297,975,234.72
303	Panchakhal Municipality, Kavrepalanchowk	373,401,596.83	39,590,980.00	412,992,576.83	88,496,198.72	151,981,503.83	-	80,133,406.14	47,215,789.76	127,349,195.90	780,819,715.28
304	Bnepa Municipality, Kavrepalanchowk	576,880,500.00	70,024,000.00	646,904,500.00	129,377,623.40	22,020,760.67	225,141,244.45	483,571,664.59	78,912,945.10	572,484,609.69	1,594,928,738.21
305	Madandapur Municipality, Kavrepalanchowk	397,101,222.28	55,873,825.00	452,975,047.28	149,890,409.43	20,627,570.93	58,707,884.40	196,567,711.38	34,235,584.98	230,803,296.36	913,004,208.40
306	Khanikhola Rural Municipality, Kavrepalanchowk	271,326,000.00	59,213,000.00	330,539,000.00	57,903,415.21	6,410,356.84	-	126,460,427.66	953,579.34	127,414,007.00	522,266,779.05
307	Chauridharai Rural Municipality, Kavrepalanchowk	375,213,000.00	58,793,000.00	434,006,000.00	65,412,458.03	20,256,982.17	2,093,340.00	135,187,369.06	7,953,445.78	143,140,814.84	664,909,895.04

Government of Nepal
Ministry of Finance
Financial Comptroller General Office
Statement of Receipt of Local Government
Fiscal Year: 2078/79

(In Rs.)

S.N.	Local Governments Name	Fiscal Transfer Receipt			Revenue Sharing Receipt				Internal Revenue Receipt			Grand Total
		Federal Govt.	Province Govt.	Total	Federal Govt.	Province Govt.	Local Govt.	Total	Opening Balance	Internal Revenue	Total	
308	temal Rural Municipality, Kavrepalanchowk	332,006,000.00	26,628,279.00	358,634,279.00	66,927,367.78	18,206,744.90	-	85,134,112.68	44,120,720.22	12,025,049.10	56,145,769.32	499,914,161.00
309	Belhanchowk Rural Municipality, Kavrepalanchowk	285,328,000.00	54,052,000.00	339,380,000.00	54,650,151.95	14,081,569.84	-	68,731,721.79	62,400,000.00	75,146,348.94	137,546,348.94	545,658,070.73
310	Bhumli Rural Municipality, Kavrepalanchowk	311,236,000.00	44,754,000.00	355,990,000.00	54,683,287.72	114,482,495.46	-	169,165,783.18	255,000,000.00	6,750,000.00	261,750,000.00	786,905,783.18
311	Manabharat Rural Municipality, Kavrepalanchowk	326,006,000.00	70,223,000.00	396,229,000.00	68,903,665.49	12,657,031.37	-	81,560,696.86	264,472,227.70	5,398,442.50	269,870,670.20	747,660,367.06
312	Rosi Rural Municipality, Kavrepalanchowk	403,001,908.86	45,571,743.00	448,573,651.86	84,974,953.15	39,097,626.77	81,495,729.40	205,568,309.32	53,607,160.55	11,802,984.88	65,410,145.43	719,552,106.61
313	Chutara Municipality, Sidhupalchowk	685,336,000.00	66,244,000.00	751,580,000.00	120,453,637.85	69,246,380.73	133,980,000.00	323,680,018.58	100,000,000.00	100,000,000.00	200,000,000.00	1,275,260,018.58
314	Melumchi Municipality, Sidhupalchowk	585,068,000.00	78,092,000.00	663,160,000.00	111,017,241.57	105,776,908.60	242,381,767.10	459,175,917.27	100,000,000.00	206,993,074.37	306,993,074.37	1,429,328,991.64
315	Barabise Municipality, Sidhupalchowk	365,667,395.16	43,623,894.00	409,291,279.16	80,026,668.53	45,245,976.23	3,028,713.39	128,301,348.15	5,923,354.87	26,343,668.02	32,267,022.89	569,859,650.20
316	Indravati Rural Municipality, Sidhupalchowk	488,179,000.00	75,897,000.00	564,076,000.00	78,365,276.39	25,668,611.09	-	104,033,887.48	-	120,211,127.81	120,211,127.81	788,321,015.29
317	Jugal Rural Municipality, Sidhupalchowk	333,567,000.00	78,338,000.00	411,905,000.00	75,846,098.36	12,416,059.18	-	88,262,157.54	-	90,000,000.00	90,000,000.00	590,167,157.54
318	Triparashwoti Rural Municipality, Sidhupalchowk	275,514,000.00	46,940,000.00	322,454,000.00	53,981,638.38	13,069,070.65	-	67,050,709.03	73,846,428.75	13,431,941.50	87,278,370.25	476,783,079.28
319	panchpokhari Rural Municipality, Sidhupalchowk	346,649,536.80	56,687,000.00	403,336,536.80	82,569,625.07	23,978,257.47	-	106,547,882.54	61,857,423.96	8,097,884.27	69,955,308.23	579,839,727.57
320	Balephi Rural Municipality, Sidhupalchowk	347,390,000.00	67,947,000.00	415,337,000.00	60,216,940.14	22,146,615.37	-	82,363,555.51	27,110,516.65	11,429,082.50	38,539,599.15	536,240,154.66
321	Bhotekoshi Rural Municipality, Sidhupalchowk	242,114,013.81	39,298,811.00	281,412,824.81	155,202,283.23	20,240,335.89	-	175,442,619.12	193,013,278.88	10,534,114.15	203,547,393.03	660,402,636.96
322	Lishankhu Rural Municipality, Sidhupalchowk	283,808,000.00	39,376,000.00	323,184,000.00	53,336,735.37	17,915,949.39	-	71,252,684.76	66,828,719.01	35,894,489.60	103,723,208.61	498,159,893.37
323	sunkoshi Rural Municipality, Sidhupalchowk	332,885,000.00	84,857,304.32	417,742,304.32	59,262,500.00	-	-	59,262,500.00	-	48,245,442.73	48,245,442.73	525,250,247.05
324	Helambu Rural Municipality, Sidhupalchowk	319,488,000.00	24,868,000.00	344,356,000.00	68,835,866.00	25,482,988.07	-	94,318,574.07	-	24,200,000.00	24,200,000.00	462,874,574.07
325	Uttargaya Rural Municipality, Rasuwa	214,080,339.98	23,678,614.51	237,758,954.49	47,993,600.91	9,378,918.66	-	57,372,519.57	38,699,951.52	4,617,004.40	43,316,955.92	338,448,429.98
326	Jagamath Rural Municipality, Rasuwa	220,032,174.72	35,135,613.25	255,167,787.97	37,886,809.95	11,787,080.75	-	49,673,890.70	48,093,045.86	3,306,249.86	51,399,295.72	356,240,974.39
327	GOSAAIKUNDA Rural Municipality, Rasuwa	184,881,703.00	21,310,977.00	206,192,680.00	59,761,890.58	18,066,113.12	-	77,828,003.70	76,464,264.22	12,552,533.32	89,016,797.54	373,037,481.24
328	NAUKUNDA Rural Municipality, Rasuwa	274,521,000.00	44,651,000.00	319,172,000.00	50,151,145.65	8,905,246.10	-	59,056,391.75	63,952,588.91	2,500,000.00	66,452,588.91	444,680,980.66
329	Aamachhodimgom Rural Municipality, Rasuwa	154,952,361.00	27,387,588.00	182,339,969.00	66,365,128.72	7,504,710.34	-	73,869,839.06	48,895,742.67	3,320,484.61	52,216,227.28	308,426,035.34
330	Belkot Gadhi Municipality, Nuwakot	503,745,700.00	66,234,000.00	569,979,700.00	90,894,395.60	32,827,969.93	60,812,703.00	184,535,068.53	323,569,450.08	74,295,947.59	397,865,397.67	1,152,380,166.20
331	Bidur Municipality, Nuwakot	645,952,000.00	80,170,000.00	726,122,000.00	150,280,570.31	107,403,102.64	-	257,683,672.95	217,28,632.78	49,083,007.83	70,811,640.61	1,054,617,313.56

Government of Nepal
Ministry of Finance
Financial Comptroller General Office
Statement of Receipt of Local Government
Fiscal Year: 2078/79

(In Rs.)

S.N.	Local Governments Name	Fiscal Transfer Receipt			Revenue Sharing Receipt			Internal Revenue Receipt			Grand Total
		Federal Govt.	Province Govt.	Total	Federal Govt.	Province Govt.	Local Govt.	Opening Balance	Internal Revenue	Total	
332	Kakani Rural Municipality, Nuwakot	351,251,000.00	40,778,221.50	392,029,221.50	71,080,816.13	13,367,026.20	-	84,447,842.33	49,096,616.00	140,081,630.51	616,558,694.34
333	Kispang Rural Municipality, Nuwakot	255,702,667.00	52,203,000.00	307,905,667.00	54,430,962.00	9,455,680.00	-	63,886,642.00	37,126,570.00	52,788,793.00	424,581,102.00
334	Tadi Rural Municipality, Nuwakot	298,049,000.00	48,893,000.00	346,942,000.00	41,192,018.57	-	-	41,192,018.57	-	60,899,240.03	449,033,268.60
335	Tarakeshwor Rural Municipality, Nuwakot	241,193,000.00	44,671,000.00	285,864,000.00	49,390,288.28	13,359,154.61	-	62,749,442.89	38,000,000.00	5,003,969.15	391,617,412.04
336	Dupcheshwor Rural Municipality, Nuwakot	280,219,285.88	39,622,423.41	319,841,709.29	71,488,847.48	17,656,039.79	-	89,144,887.27	32,832,093.75	12,632,473.39	454,641,633.70
337	Panchakanya Rural Municipality, Nuwakot	250,892,000.00	55,795,000.00	306,687,000.00	50,080,877.28	12,644,082.40	6,208,923.00	68,933,662.68	88,503,485.99	10,490,540.72	474,614,709.39
338	Meghang Rural Municipality, Nuwakot	271,160,000.00	53,030,000.00	324,190,000.00	46,018,564.81	14,964,517.82	-	60,983,082.63	56,046,827.23	9,153,462.70	450,373,172.56
339	Likhu Rural Municipality, Nuwakot	231,804,997.60	42,743,419.00	274,548,416.60	50,285,006.32	51,813,366.01	-	102,098,372.33	56,309,050.06	9,306,386.04	442,262,225.03
340	Shibapuri Rural Municipality, Nuwakot	342,789,000.00	47,822,000.00	390,611,000.00	65,120,073.67	18,414,347.79	-	83,534,421.46	38,182,563.00	19,726,704.21	532,054,708.67
341	Surya Gaechi Rural Municipality, Nuwakot	257,764,000.00	37,798,000.00	295,562,000.00	52,147,785.38	9,137,352.58	-	61,285,137.96	24,048,003.00	5,498,096.41	386,393,237.37
342	Dhumbesi Municipality, Dhading	368,583,966.81	58,824,421.72	427,408,378.53	78,951,814.06	97,357,674.23	-	176,309,488.29	58,047,736.45	29,794,999.44	691,560,802.71
343	Nlakantha Municipality, Dhading	621,922,389.00	59,809,328.00	681,731,717.00	128,765,124.29	93,508,325.10	594,151.86	222,867,601.25	284,468,767.54	34,788,245.92	1,223,896,331.71
344	Khanyabas Rural Municipality, Dhading	221,257,527.07	36,663,701.33	257,921,228.40	53,172,332.44	6,929,000.84	-	60,101,333.28	108,119,656.50	13,988,887.61	440,131,105.79
345	Gangajumuna Rural Municipality, Dhading	383,703,434.00	42,878,958.00	426,582,392.00	52,230,381.67	12,861,820.19	-	65,092,201.86	82,784,671.00	-	574,459,264.86
346	Gajuri Rural Municipality, Dhading	325,285,676.40	34,878,094.00	360,163,770.40	80,761,375.58	75,501,488.68	-	156,262,864.26	-	76,264,851.90	592,691,486.56
347	Galchhi Rural Municipality, Dhading	360,532,760.00	62,779,000.00	423,311,760.00	64,540,468.19	30,611,113.15	-	95,151,581.34	269,239,820.34	91,204,616.93	878,907,778.61
348	Jawalumukhi Rural Municipality, Dhading	357,535,500.00	63,761,000.00	421,296,500.00	73,632,288.53	13,832,198.24	-	87,464,486.77	-	57,344,560.44	566,105,547.21
349	Tripurashwori Rural Municipality, Dhading	410,508,304.00	47,257,000.00	457,765,304.00	67,463,168.04	16,635,614.67	6,895,691.70	90,994,474.41	76,568,832.25	20,561,000.92	645,889,611.58
350	Thatre Rural Municipality, Dhading	413,673,500.00	66,132,000.00	479,805,500.00	82,725,065.63	19,649,125.64	6,064,969.00	108,439,159.27	294,809,196.19	42,851,243.87	925,905,099.33
351	Neirawati Dabajong Rural Municipality, Dhading	239,505,969.00	52,759,000.00	292,264,969.00	48,279,095.13	13,709,422.17	1,286,042.40	63,274,569.70	145,351,094.36	8,872,877.85	509,763,900.91
352	Benighat Rorang Rural Municipality, Dhading	452,390,418.50	44,661,639.00	497,052,057.50	101,511,286.90	24,693,685.10	832,522.00	127,037,494.00	26,852,706.92	17,567,011.38	688,509,269.80
353	Rubi Valley Rural Municipality, Dhading	172,780,000.00	30,160,000.00	202,940,000.00	58,621,892.82	11,199,767.28	-	69,821,660.10	16,547,516.11	26,544,398.25	315,853,276.46
354	Shidekh Rural Municipality, Dhading	376,922,030.00	63,233,000.00	439,155,030.00	71,137,225.99	14,417,338.26	2,484,157.79	88,038,722.04	79,771,696.01	28,521,233.07	633,486,681.12
355	Bharatpur Metropolitan, Chitawan	1,692,665,489.59	86,111,876.00	1,778,777,365.59	228,214,537.05	608,954,973.49	-	837,169,510.54	1,478,674,400.47	904,545,340.02	4,999,166,616.62
356	Kalka Municipality, Chitawan	398,136,295.75	49,790,801.48	447,927,097.23	103,000,524.49	106,493,498.35	4,242,099.00	213,736,121.84	89,473,843.71	39,030,518.55	790,167,381.33
357	Khairati Municipality, Chitawan	476,387,015.00	60,964,100.00	537,351,115.00	105,754,622.21	187,159,828.92	-	292,914,451.13	289,955,642.35	160,025,795.40	1,280,247,003.88
358	Maadi Municipality, Chitawan	452,184,533.31	57,712,200.00	509,896,733.31	102,236,039.83	115,175,013.06	-	217,411,052.89	-	198,988,249.25	924,296,035.45
359	Retanagar Municipality, Chitawan	586,491,533.32	77,935,000.00	664,426,533.32	114,707,609.77	211,588,717.28	5,338,068.60	331,634,385.65	-	474,552,838.53	1,470,613,757.50
360	Repti Municipality, Chitawan	503,214,252.70	83,819,973.00	587,034,225.70	128,910,739.56	46,171,550.52	65,633,417.76	240,715,707.84	147,204,036.35	44,730,692.44	1,019,684,662.33

Government of Nepal
Ministry of Finance
Financial Comptroller General Office
Statement of Receipt of Local Government
Fiscal Year: 2078/79

S.N.	Local Governments Name	Fiscal Transfer Receipt				Revenue Sharing Receipt				Internal Revenue Receipt				Grand Total
		Federal Govt.	Province Govt.	Total	Local Govt.	Federal Govt.	Province Govt.	Total	Local Govt.	Opening Balance	Internal Revenue	Total		
361	Iohaymanana Rural Municipality, Chitawan	376,459,427.32	55,276,700.00	430,736,127.32	79,289,653.23	19,980,700.94	-	98,269,754.17	74,807,886.00	90,528,280.66	165,336,166.66	694,342,048.15		
362	Helauda Sub-metropolitan, Makawanpur	1,021,266,396.11	102,274,595.36	1,123,540,991.47	218,494,210.71	556,358,887.33	-	774,853,098.04	1,079,606,310.86	340,213,182.43	1,419,819,493.29	3,318,213,582.80		
363	Thaha Municipality, Makawanpur	465,437,000.00	90,734,000.00	556,171,000.00	125,358,804.02	68,488,329.40	7,061,021.00	200,908,154.42	207,839,893.00	110,141,781.48	317,981,474.48	1,075,060,628.90		
364	Indrasrawar Rural Municipality, Makawanpur	214,860,000.00	37,805,750.00	252,665,750.00	74,856,562.48	15,929,451.94	20,954,038.00	111,740,052.42	35,627,914.50	5,489,694.00	41,117,608.50	405,523,410.92		
365	Kailash Rural Municipality, Makawanpur	273,245,000.00	54,954,289.00	328,199,289.00	87,261,010.05	22,229,801.61	5,549,022.00	115,039,833.66	81,323,990.17	10,898,038.66	92,221,428.83	535,460,351.49		
366	Bakalya Rural Municipality, Makawanpur	444,002,000.00	57,153,000.00	501,155,000.00	118,987,634.57	41,860,652.52	14,958,772.80	175,807,059.89	27,011,346.91	11,435,683.72	38,447,030.63	715,409,090.52		
367	Bhimphedi Rural Municipality, Makawanpur	343,240,000.00	66,769,000.00	410,009,000.00	103,710,875.20	11,453,837.49	12,591,477.00	127,755,989.69	30,000,000.00	106,312,000.00	136,312,000.00	674,076,989.69		
368	Makwanpur Rural Municipality, Makawanpur	401,392,000.00	59,756,000.00	461,148,000.00	91,994,852.79	15,418,574.73	64,265,309.51	171,678,737.03	59,848,936.80	27,392,650.16	87,241,586.96	720,068,323.99		
369	Manahari Rural Municipality, Makawanpur	318,964,026.80	36,469,424.00	355,433,450.80	76,280,482.05	19,814,934.10	81,666,007.68	177,761,423.83	257,209,841.54	-	257,209,841.54	790,404,716.17		
370	Rakshrang Rural Municipality, Makawanpur	269,126,121.85	39,714,329.00	308,840,450.85	91,615,651.33	19,685,583.20	22,305,446.00	133,606,680.53	88,621,906.60	16,133,495.81	104,755,402.41	547,202,533.79		
371	Begmati Rural Municipality, Makawanpur	338,196,000.00	51,047,000.00	389,243,000.00	103,937,515.03	27,649,298.64	-	131,586,813.67	36,829,937.49	2,582,782.03	39,412,719.52	560,242,533.19		
372	CHANGUNARAYAN Municipality, Bhaktapur	535,520,909.20	33,270,138.00	568,791,047.20	99,103,751.27	729,553,213.01	-	828,656,964.28	459,412,530.12	239,524,365.36	698,936,895.48	2,096,394,906.96		
373	BHAKTAPUR Municipality, Bhaktapur	628,612,814.40	63,781,277.91	692,394,092.31	85,990,767.44	29,269,944.50	30,420.00	115,291,131.94	186,651,695.70	327,175,729.34	513,827,425.04	1,319,512,649.29		
374	MADHYAPUR THIMI Municipality, Bhaktapur	446,832,105.90	31,545,922.00	478,378,027.90	92,269,799.37	335,752,668.41	2,160,230.32	430,182,698.10	366,874,794.53	217,014,210.74	583,889,005.27	1,492,449,731.27		
375	SURYABINAYAK Municipality, Bhaktapur	522,644,492.61	57,343,099.00	579,987,591.61	864,076,807.32	37,562,418.59	1,500,000.00	903,139,225.91	563,084,909.64	258,866,996.04	811,951,905.68	2,295,078,723.20		
376	Lalitpur Metropolitan, Lalitpur	1,114,714,841.34	85,906,268.00	1,200,621,109.34	216,452,013.14	1,044,527,408.32	6,335,419.74	1,267,314,841.20	2,100,000,000.00	1,534,809,616.82	3,634,809,616.82	6,102,745,567.36		
377	GODAWARI Municipality, Lalitpur	597,416,251.30	42,371,030.00	639,787,281.30	129,644,881.86	824,676,168.82	-	954,321,050.68	1,056,527,445.32	277,248,852.59	1,333,776,297.91	2,927,884,629.89		
378	MAHALAXMI Municipality, Lalitpur	451,715,000.00	48,887,500.00	500,602,500.00	89,109,385.20	634,655,272.94	-	723,764,658.14	1,240,238,922.65	164,148,293.39	1,404,387,216.04	2,628,754,374.18		
379	KONUYOSOM Rural Municipality, Lalitpur	204,904,749.06	31,204,458.68	236,109,207.74	38,870,368.26	11,331,576.37	-	50,201,944.63	40,034,358.79	31,811,782.80	71,846,141.59	368,157,293.96		
380	MAHANKAL Rural Municipality, Lalitpur	233,757,079.01	21,268,264.00	255,025,343.01	39,693,028.84	14,665,714.53	-	54,358,743.37	7,688,010.18	28,599,081.93	36,287,092.11	345,671,178.49		
381	BAGMATI Rural Municipality, Lalitpur	311,957,051.17	51,324,388.00	363,281,439.17	51,645,877.37	17,553,522.22	12,440,890.00	81,640,289.59	75,274,798.00	7,079,863.00	82,354,661.00	527,276,389.76		
382	KATHMANDU Metropolitan, Kathmandu	2,044,987,439.47	142,032,704.00	2,187,020,143.47	3,373,854,307.33	487,640,054.76	-	3,861,494,362.09	10,452,314,173.19	4,367,678,714.81	14,819,992,888.00	20,868,507,993.56		
383	KAGESHWORI MANOHARA Municipality, Kathmandu	483,614,560.62	68,519,808.00	552,134,368.62	89,017,206.81	562,075,388.73	-	651,092,595.54	441,364,602.50	279,512,688.38	720,877,270.88	1,924,104,035.04		
384	KIRTIPUR Municipality, Kathmandu	564,443,000.00	68,644,000.00	633,087,000.00	81,320,690.72	254,600,971.16	-	335,921,661.88	375,387,654.71	205,584,519.93	580,972,174.64	1,549,980,836.52		
385	GOKARNESHWOR Municipality, Kathmandu	530,979,917.42	64,284,861.00	595,264,778.42	140,050,611.14	408,420,771.99	-	548,471,383.13	543,270,568.97	235,274,335.89	778,544,904.86	1,922,281,066.41		
386	CHANDRAGIRI Municipality, Kathmandu	619,318,603.32	75,538,950.31	694,857,553.63	81,778,018.71	550,386,030.38	249,759.00	632,413,808.09	480,119,982.41	217,418,390.79	697,538,373.20	2,024,809,734.92		

Government of Nepal
Ministry of Finance
Financial Comptroller General Office
Statement of Receipt of Local Government
Fiscal Year: 2078/79

(In Rs.)

S.N.	Local Governments Name	Fiscal Transfer Receipt			Revenue Sharing Receipt			Internal Revenue Receipt			Grand Total
		Federal Govt.	Province Govt.	Total	Federal Govt.	Province Govt.	Local Govt.	Opening Balance	Internal Revenue	Total	
387	TOKHA Municipality, Kathmandu	447,768,125.53	50,747,768.06	498,515,893.59	108,412,307.05	549,798,193.57	424,800.00	695,541,833.90	232,354,374.08	927,896,207.98	2,085,047,402.19
388	TARKESHWOR Municipality, Kathmandu	600,922,399.00	68,528,183.00	669,450,582.00	108,502,372.06	30,632,587.14	30,397,670.00	920,608,219.85	889,584,033.01	1,810,192,252.86	2,649,175,464.06
389	DAKSHINKALI Municipality, Kathmandu	317,599,910.95	49,425,812.00	367,025,722.95	116,499,887.00	137,464,459.00	-	321,134,703.00	65,941,000.00	387,075,703.00	1,008,065,471.95
390	NAAGARJUNG Municipality, Kathmandu	462,146,853.47	45,965,999.00	508,112,852.47	95,136,143.16	464,155,507.30	-	227,700,766.99	238,106,432.32	465,807,199.31	1,533,211,702.24
391	BUDHANILKANTHA Municipality, Kathmandu	544,967,176.39	51,813,771.78	596,780,948.17	128,950,075.13	830,992,959.47	-	1,260,256,735.25	307,763,534.68	1,568,020,269.93	3,124,744,252.70
392	SHANKARAPUR Municipality, Kathmandu	325,973,441.96	41,294,563.00	367,228,024.96	63,741,266.07	351,706,051.00	31,699,104.20	159,473,563.51	87,854,295.30	247,327,858.81	1,061,702,005.04
393	Gorkha Municipality, Gorkha	622,048,000.00	37,925,000.00	659,973,000.00	127,434,549.12	12,925,630.00	-	182,426,533.82	64,781,343.60	247,207,877.42	1,047,541,066.54
394	Palungtar Municipality, Gorkha	540,191,000.00	29,773,000.00	569,964,000.00	109,022,625.16	19,890,383.60	7,039,382.00	126,119,990.00	34,826,285.40	160,946,275.40	866,862,626.16
395	Ajirkot Rural Municipality, Gorkha	308,805,000.00	18,389,000.00	327,194,000.00	62,520,868.82	3,793,971.00	-	66,314,829.82	-	163,997,308.55	557,506,138.37
396	Aarughat Rural Municipality, Gorkha	382,890,526.00	21,797,000.00	404,687,526.00	76,702,808.24	5,039,063.00	802,494.00	99,437,263.27	6,982,960.50	106,420,223.77	593,652,115.01
397	Gandaki Rural Municipality, Gorkha	429,222,198.40	22,424,000.00	451,646,198.40	72,569,866.51	5,985,545.00	2,312,333.10	80,867,844.61	-	213,985,087.24	746,499,130.25
398	Chumanubri Rural Municipality, Gorkha	151,254,388.83	10,613,795.00	161,868,183.83	56,818,033.98	4,883,831.00	-	61,701,864.98	142,055,226.14	1,602,530.00	367,227,804.95
399	Darcho Rural Municipality, Gorkha	268,965,000.00	15,508,000.00	284,473,000.00	69,175,416.26	5,183,732.88	98,790.00	74,457,939.14	10,654,094.00	123,968,436.36	482,899,375.50
400	Bhimsenthapa Rural Municipality, Gorkha	360,111,368.00	16,732,000.00	376,843,368.00	67,964,374.85	4,406,011.00	-	72,370,385.85	4,067,121.45	143,980,334.17	593,194,088.02
401	Shahid Lakhan Rural Municipality, Gorkha	423,443,000.00	26,118,000.00	449,561,000.00	84,432,875.54	7,117,545.00	579,200.00	130,374,531.00	18,343,564.92	148,718,095.92	690,426,281.46
402	Shiranichok Rural Municipality, Gorkha	444,785,000.00	427,036,600.00	871,821,600.00	72,014,924.85	5,305,528.00	714,077.20	78,034,530.05	-	300,877,065.97	846,314,616.02
403	Bapak Suliko Rural Municipality, Gorkha	432,849,134.83	26,226,000.00	459,075,134.83	80,309,637.99	9,429,760.21	466,060.00	112,654,113.27	6,180,052.65	118,834,165.92	659,339,224.12
404	BESHESAHAR Municipality, Lamjung	426,038,000.00	17,824,000.00	443,862,000.00	70,027,205.20	14,253,000.00	32,282,634.80	75,780,221.83	25,442,481.16	101,222,702.99	707,096,746.01
405	MADHYANEPAL Municipality, Lamjung	372,225,366.69	14,883,000.00	387,108,366.69	58,295,808.43	10,131,959.40	22,869.00	67,325,412.19	17,261,674.49	84,587,086.68	615,441,744.88
406	RAINAS Municipality, Lamjung	472,449,750.00	18,275,000.00	490,724,750.00	83,404,500.24	20,800,000.00	604,026.00	63,700,000.00	5,979,014.00	69,679,014.00	507,302,302.28
407	SUNDAR BAZAR Municipality, Lamjung	205,002,601.19	19,470,712.21	224,473,313.40	48,293,502.63	2,947,532.00	-	19,681,144.87	4,545,143.50	24,226,288.37	299,940,636.40
408	Kwaolaathar Rural Municipality, Lamjung	192,136,298.00	14,602,000.00	206,738,298.00	49,050,999.39	3,539,167.00	-	58,789,277.85	3,064,607.00	61,853,884.85	321,182,349.24
409	DUDHOKHARI Rural Municipality, Lamjung	333,539,598.66	17,556,000.00	351,095,598.66	74,947,428.25	6,300,060.60	-	47,067,038.80	6,833,544.24	53,900,583.04	486,243,670.55
410	DORDI Rural Municipality, Lamjung	359,898,000.00	16,870,000.00	376,768,000.00	94,807,879.77	6,416,089.00	2,072,032.25	15,538,064.70	8,739,961.90	24,278,016.60	504,342,017.62
411	Marsyangdi Rural Municipality, Lamjung	518,914,893.00	29,999,000.00	548,913,893.00	100,909,844.93	10,087,400.00	2,130,291.00	269,817,651.38	36,700,080.91	306,517,732.29	968,559,161.22
412	Bhanu Municipality, Tanahun	384,692,874.00	18,163,957.00	402,856,831.00	85,121,353.02	21,919,199.40	11,722,444.00	77,670,118.51	16,301,897.99	93,972,016.50	615,591,843.92
413	Bhimadi Municipality, Tanahun	755,551,434.26	40,153,172.00	795,704,606.26	219,375,066.87	17,330,581.00	53,758,804.84	99,240,766.71	136,524,315.57	235,765,102.28	1,321,933,991.25
414	Byas Municipality, Tanahun										

Government of Nepal
Ministry of Finance
Financial Comptroller General Office
Statement of Receipt of Local Government
Fiscal Year: 2078/79

(In Rs.)

S.N.	Local Governments Name	Fiscal Transfer Receipt			Revenue Sharing Receipt			Internal Revenue Receipt			Grand Total
		Federal Govt.	Province Govt.	Total	Federal Govt.	Province Govt.	Local Govt.	Opening Balance	Internal Revenue	Total	
415	Shuklagandaki Municipality, Tanahun	483,404,818.29	23,838,000.00	507,242,818.29	111,183,579.05	13,624,568.00	79,581,328.10	172,921,630.96	130,652,710.45	303,574,341.41	1,015,206,634.85
416	Abukhatri Rural Municipality, Tanahun	270,033,453.74	11,018,000.00	281,051,453.74	66,353,042.71	9,084,538.58	8,222,730.00	147,439,572.81	54,763,798.94	202,203,371.75	566,915,136.78
417	Rishing Rural Municipality, Tanahun	334,449,997.00	17,632,000.00	352,081,997.00	84,648,014.24	6,818,806.40	6,802,850.00	20,532,038.12	10,421,094.08	30,953,132.20	481,304,799.84
418	Ghiring Rural Municipality, Tanahun	248,742,147.98	10,952,000.00	259,694,147.98	65,809,740.07	4,160,009.20	-	75,141,643.28	3,571,756.09	78,713,399.37	408,377,296.62
419	Devghat Rural Municipality, Tanahun	289,049,759.59	13,507,500.26	302,557,259.85	65,349,467.18	10,451,256.67	-	48,060,999.09	29,925,561.52	77,986,560.61	456,344,844.31
420	Banipur Rural Municipality, Tanahun	275,211,156.53	10,982,548.00	286,193,704.53	72,693,576.39	13,547,861.20	849,900.00	167,150,930.51	24,457,445.37	191,608,375.88	564,893,518.00
421	Myagde Rural Municipality, Tanahun	296,337,091.99	20,208,602.00	316,545,693.99	68,786,814.97	4,549,799.50	74,339,340.44	100,592,205.92	35,710,273.34	136,302,479.26	600,524,128.16
422	Pokhara Metropolitan, Kaski	2,231,137,983.64	98,294,000.00	2,329,391,983.64	412,237,897.73	61,151,973.00	1,059,719,512.18	1,358,822,792.39	1,057,314,880.40	2,416,137,672.79	6,278,639,039.34
423	Annapurna Rural Municipality, Kaski	396,593,902.00	16,960,000.00	413,553,902.00	85,808,266.75	5,172,244.00	4,549,000.20	72,500,000.00	26,573,299.09	99,073,299.09	608,156,712.04
424	Machhapuchtre Rural Municipality, Kaski	353,638,190.18	11,312,000.00	364,950,190.18	88,168,432.73	5,452,994.00	51,103,777.68	100,294,423.52	12,691,845.00	112,986,268.52	622,661,663.11
425	Maadi Rural Municipality, Kaski	338,482,705.05	17,093,000.00	355,575,705.05	87,204,218.88	6,653,164.00	4,084,691.60	130,225,348.57	29,745,440.05	159,970,788.62	613,488,668.15
426	Rupa Rural Municipality, Kaski	296,862,012.15	13,776,063.00	310,638,075.15	52,544,409.52	3,578,984.00	5,921,847.00	78,277,313.10	10,060,201.31	88,337,514.41	461,020,830.08
427	Chame Rural Municipality, Manang	135,383,430.25	14,067,000.00	149,450,430.25	34,181,578.63	533,745.00	-	90,808,666.27	3,170,288.87	93,978,975.14	278,144,229.02
428	Nepa Bhoome Rural Municipality, Manang	94,016,174.80	7,500,000.00	101,516,174.80	34,255,469.60	274,363.00	-	66,550,330.89	1,673,991.33	67,224,322.22	203,270,329.62
429	Nashong Rural Municipality, Manang	168,153,150.48	12,600,000.00	180,753,150.48	36,062,454.83	750,000.00	-	54,252,655.54	1,636,158.90	55,888,814.44	273,454,419.75
430	Manang Ngisyang Rural Municipality, Manang	146,465,000.00	9,828,000.00	156,293,000.00	34,809,340.77	1,046,255.00	-	79,211,337.10	2,251,460.84	81,462,817.94	273,611,413.71
431	GHARPJHON Rural Municipality, Mustang	229,864,000.00	24,099,000.00	253,963,000.00	32,789,087.88	1,440,165.00	-	59,981,530.97	9,767,349.98	69,748,880.95	357,941,133.83
432	THASANG Rural Municipality, Mustang	198,191,906.66	10,999,672.00	209,191,578.66	34,116,505.16	2,050,819.00	-	69,358,626.30	4,768,562.36	74,127,188.66	319,486,091.48
433	Lo-Chekar Demoderkund Rural Municipality, Mustang	167,779,000.00	18,601,000.00	186,380,000.00	34,085,737.07	2,135,277.00	-	-	6,933,600.20	6,933,600.20	229,534,614.27
434	Baragung Mukhtichetra Rural Municipality, Mustang	209,845,000.00	15,673,000.00	225,518,000.00	34,199,391.00	3,077,306.00	-	136,236,075.00	2,782,065.00	139,018,140.00	401,812,837.00
435	LOMTHANG Rural Municipality, Mustang	128,950,211.07	13,290,279.70	142,240,490.77	34,095,403.81	1,853,587.00	-	110,020,154.21	2,654,067.12	112,674,221.33	290,863,702.91
436	KUSHWA Municipality, Parbat	593,846,579.36	21,720,228.00	615,566,807.36	91,933,746.23	12,190,596.00	11,439,940.80	35,891,892.55	29,441,789.10	65,333,681.65	796,464,172.04
437	FALEBAS Municipality, Parbat	546,555,949.52	26,063,000.00	572,618,949.52	69,585,542.79	7,264,900.00	3,516,564.00	32,212,349.84	14,134,934.50	46,347,284.34	699,333,240.65
438	JALJALA Rural Municipality, Parbat	336,908,800.04	14,688,712.00	351,597,512.04	65,594,324.30	5,302,233.00	-	18,829,040.62	13,440,944.56	32,269,985.18	454,764,054.52
439	PAYEU Rural Municipality, Parbat	273,797,395.69	14,134,326.00	287,931,721.69	48,451,058.99	2,374,462.26	1,316,177.00	56,002,471.12	12,097,127.21	68,099,598.33	408,173,018.27
440	MAHASILAA Rural Municipality, Parbat	232,908,307.73	15,164,978.03	248,073,285.76	38,866,851.21	2,216,855.00	-	35,704,522.56	5,645,747.50	41,350,270.06	330,507,262.03
441	MODI Rural Municipality, Parbat	400,233,598.08	20,451,415.00	420,685,013.08	80,465,866.06	6,787,458.40	559,547.98	45,590,509.53	8,343,135.84	53,933,645.37	562,431,350.89
442	BAACHAA Rural Municipality, Parbat	300,047,093.39	21,145,000.98	321,192,094.37	51,039,648.25	3,379,439.74	-	53,212,514.36	6,399,696.16	59,612,210.52	435,223,392.88

Government of Nepal
Ministry of Finance
Financial Comptroller General Office
Statement of Receipt of Local Government
Fiscal Year: 2078/79

(In Rs.)

S.N.	Local Governments Name	Fiscal Transfer Receipt			Revenue Sharing Receipt				Internal Revenue Receipt			Grand Total
		Federal Govt.	Province Govt.	Local Govt.	Total	Federal Govt.	Province Govt.	Local Govt.	Total	Opening Balance	Internal Revenue	
443	Gayang Municipality, Syangja	522,549,070.39	20,573,626.00	543,122,696.39	140,254,946.11	11,592,835.00	4,440,276.00	156,288,057.11	73,169,736.31	15,477,640.87	88,647,377.18	788,058,130.68
444	CHAPAKOT Municipality, Syangja	400,571,830.13	16,381,000.00	416,952,830.13	75,838,600.79	10,335,751.00	-	86,174,351.79	9,478,791.89	13,896,051.80	23,374,843.69	526,502,025.61
445	Pitalbazar Municipality, Syangja	577,128,136.52	26,230,000.00	603,358,136.52	104,692,329.95	11,975,312.00	-	116,667,641.95	102,247,011.30	97,032,002.30	199,279,013.60	919,304,792.07
446	Bhirkot Municipality, Syangja	389,778,572.91	19,035,000.00	408,813,572.91	66,575,605.54	6,849,041.00	2,400,000.00	75,824,646.54	33,147,147.21	44,209,952.36	77,357,099.57	561,995,319.02
447	Waling Municipality, Syangja	623,880,573.84	27,368,000.00	651,248,573.84	109,829,822.24	16,288,077.00	-	126,117,599.24	144,245,581.49	50,570,249.79	194,815,831.28	972,182,004.36
448	Ajunchoupan Rural Municipality, Syangja	261,298,817.49	21,805,000.00	283,103,817.49	52,359,010.16	2,082,081.00	3,500,000.00	57,941,091.16	64,719,000.00	50,734,042.62	115,453,042.62	466,497,951.27
449	Aadhikola Rural Municipality, Syangja	365,164,182.00	16,146,727.00	381,310,909.00	46,599,394.00	2,500,000.00	1,304,126.00	50,403,520.00	100,251,865.89	6,667,601.15	106,919,467.04	527,127,949.00
450	Kelgandaki Rural Municipality, Syangja	350,440,023.54	22,650,457.00	373,090,480.54	111,409,568.25	4,614,440.20	340,743.00	116,364,751.45	31,283,026.09	26,504,511.24	57,767,537.33	596,374,699.03
451	Fedikhola Rural Municipality, Syangja	251,368,266.00	15,758,000.00	267,126,266.00	43,919,999.00	2,587,973.00	1,088,708.00	47,596,680.00	73,293,861.37	9,925,065.68	83,218,727.05	475,167,724.10
452	Birwa Rural Municipality, Syangja	308,199,424.00	19,544,487.00	327,743,911.00	59,868,794.05	3,626,003.00	710,289.00	64,205,086.05	44,279,665.08	7,304,353.70	51,594,018.78	380,916,866.41
453	Haimas Rural Municipality, Syangja	249,193,749.63	17,480,000.00	266,673,749.63	58,251,374.30	4,407,243.70	-	62,658,618.00	69,713,265.68	33,944,281.84	103,657,867.52	701,328,841.39
454	Beni Municipality, Myagdi	463,887,522.00	21,206,791.00	485,094,313.00	81,341,282.27	14,624,019.00	16,611,459.60	112,576,760.87	113,776,666.45	7,459,573.18	121,236,239.63	486,142,579.05
455	Annapurna Rural Municipality, Myagdi	282,507,730.09	11,128,000.00	293,635,730.09	67,695,854.33	3,574,755.00	-	71,270,609.33	59,548,891.83	4,632,843.00	64,181,734.83	402,010,365.17
456	DHAWALAGRI Rural Municipality, Myagdi	245,202,121.13	11,383,164.00	256,585,285.13	76,586,088.21	4,314,390.00	342,867.00	81,243,345.21	25,955,235.97	6,131,121.87	32,086,357.84	400,651,807.49
457	MANGALA Rural Municipality, Myagdi	287,648,718.29	15,575,627.00	303,224,345.29	57,566,922.86	4,397,720.00	3,376,261.50	65,340,904.36	61,491,721.88	4,249,338.04	65,741,059.92	439,995,573.62
458	MALIKA Rural Municipality, Myagdi	283,028,528.90	16,669,956.00	299,698,484.90	67,668,019.33	3,842,777.00	3,045,232.47	74,556,028.80	51,242,950.18	7,664,659.98	58,907,610.16	448,107,840.86
459	RAGHUNANGA Rural Municipality, Myagdi	296,106,502.78	18,157,000.00	314,263,502.78	69,159,658.92	5,487,869.00	289,200.00	74,936,727.92	32,535,825.60	24,855,272.88	57,391,098.48	696,786,132.34
460	GALKOT Municipality, Baglung	513,638,313.93	21,811,726.00	535,449,439.93	93,808,977.13	10,136,616.80	-	103,945,593.93	64,717,518.33	13,368,482.64	78,086,000.97	717,15,072.28
461	JAIMANI Municipality, Baglung	524,686,065.79	22,825,000.00	547,511,065.79	85,061,687.52	6,656,318.00	-	91,718,005.52	143,704,261.54	30,124,883.00	212,210,193.67	1,154,187,636.51
462	DHORPATAN Municipality, Baglung	369,705,133.03	19,668,000.00	389,373,133.03	85,591,116.00	7,940,853.00	-	93,531,969.00	40,267,068.40	7,666,201.90	47,933,270.30	555,519,417.98
463	BAGLUNG Municipality, Baglung	782,919,027.00	27,817,000.00	810,736,027.00	106,772,477.24	24,469,138.60	-	131,241,615.84	18,179,371.63	220,628.37	18,400,000.00	270,682,291.47
464	KATHEKHOLA Rural Municipality, Baglung	412,064,717.00	18,590,517.00	430,655,234.00	71,836,668.68	5,094,855.00	-	76,930,913.68	18,179,371.63	6,240,834.04	15,998,638.81	342,174,133.93
465	TAMANKHOLA Rural Municipality, Baglung	193,436,498.63	6,860,000.00	200,296,498.63	50,045,951.84	1,939,841.00	-	51,985,792.84	9,757,904.77	6,240,834.04	15,998,638.81	342,174,133.93
466	TARAKHOLA Rural Municipality, Baglung	255,958,844.00	16,049,000.00	272,007,844.00	50,168,656.62	3,998,994.50	-	54,167,651.12	46,000,000.00	43,516,708.05	89,516,708.05	533,877,110.78
467	NISHKHOLA Rural Municipality, Baglung	346,974,660.00	10,845,000.00	357,819,660.00	83,219,199.73	3,035,687.00	285,856.00	86,540,742.73	88,410,907.09	12,364,115.43	100,775,022.52	687,699,862.31
468	BADIGAAD Rural Municipality, Baglung	469,680,611.98	18,596,000.00	488,276,611.98	90,909,676.46	6,546,202.00	1,192,069.35	98,647,947.81	32,547,367.22	2,666,031.59	35,213,968.81	374,018,248.47
469	BARENG Rural Municipality, Baglung	270,715,229.72	13,047,125.49	283,762,355.21	51,879,710.45	3,162,584.00	-	55,042,294.45	246,262,808.83	95,512,460.00	341,775,068.83	1,186,212,537.97
470	kawasoti Municipality, Nawalpur	611,535,614.80	29,462,000.00	640,997,614.80	113,901,425.34	89,538,429.00	-	203,439,854.34	257,202,517.27	67,604,092.29	324,806,609.56	1,084,188,717.61
471	GAIDAKOT Municipality, Nawalpur	534,545,674.80	25,437,754.00	559,983,428.80	118,693,875.25	80,704,804.00	-	199,398,679.25	126,315,467.84	36,975,980.00	163,291,457.84	808,280,677.80
472	DEVCHULI Municipality, Nawalpur	463,736,703.96	27,720,772.00	491,457,475.96	95,493,124.95	58,038,619.05	-	153,531,744.00	126,315,467.84	36,975,980.00	163,291,457.84	808,280,677.80

Government of Nepal
Ministry of Finance
Financial Comptroller General Office
Statement of Receipt of Local Government
Fiscal Year: 2078/79

S.N.	Local Governments Name	Fiscal Transfer Receipt			Revenue Sharing Receipt			Internal Revenue Receipt			Grand Total
		Federal Govt.	Province Govt.	Total	Federal Govt.	Province Govt.	Local Govt.	Opening Balance	Internal Revenue	Total	
473	MADHYABINDU Municipality, Nawalpur	497,755,919.77	26,598,693.00	524,354,612.77	154,406,170.03	10,538,840.00	55,484,960.00	209,808,919.04	36,501,005.26	246,309,924.30	991,094,507.10
474	Boudhikali Rural Municipality, Nawalpur	237,845,598.63	8,823,000.00	246,668,598.63	57,258,980.97	2,998,685.00	-	99,874,778.09	8,326,636.00	108,201,414.09	415,127,678.69
475	Bulingtar Rural Municipality, Nawalpur	336,992,000.00	14,743,000.00	351,735,000.00	68,255,758.10	5,145,162.34	1,803,763.00	98,241,473.91	3,619,262.00	101,860,735.91	528,800,419.35
476	Bhinyi ribeni Rural Municipality, Nawalpur	369,323,515.77	22,290,000.00	391,613,515.77	108,762,862.47	6,801,873.00	21,976,611.00	66,049,860.75	37,965,365.53	104,015,226.28	633,170,188.52
477	Hupsekoti Rural Municipality, Nawalpur	278,252,972.50	23,554,219.00	301,807,191.50	84,283,908.11	6,096,372.00	1,360,862.00	70,030,659.33	17,748,851.44	87,779,510.77	481,328,044.38
478	BARDAGHAT Municipality, Nawalparasi	498,270,750.81	44,846,160.00	543,116,910.81	128,227,094.80	55,146,892.18	-	99,491,535.78	58,509,206.30	158,000,742.08	884,491,639.87
479	Ramgram Municipality, Nawalparasi	424,500,531.95	32,236,363.00	456,737,094.95	112,677,308.33	64,807,549.04	-	250,528,225.79	58,227,524.66	308,755,750.45	942,977,902.77
480	Surwal Municipality, Nawalparasi	419,152,807.51	30,196,528.00	449,349,335.51	139,218,136.36	6,675,761.66	22,514,123.40	404,006,630.23	71,521,608.06	475,528,238.29	1,083,285,965.22
481	susta Rural Municipality, Nawalparasi	277,649,071.94	45,219,983.00	322,869,054.94	120,608,666.04	17,524,225.15	-	135,852,487.32	16,745,767.06	152,598,254.38	613,600,230.51
482	Pallanandian Rural Municipality, Nawalparasi	337,237,000.00	35,473,000.00	372,710,000.00	79,682,939.73	10,051,278.02	-	74,075,274.65	8,936,905.00	83,012,179.65	546,456,397.40
483	Pratapur Rural Municipality, Nawalparasi	402,131,069.20	22,834,516.00	424,965,585.20	100,844,799.29	9,090,438.30	-	204,072,019.08	11,253,970.81	215,325,989.89	750,226,812.68
484	Sarawal Rural Municipality, Nawalparasi	317,003,726.24	20,726,353.00	337,730,079.24	91,056,220.67	15,771,401.58	-	49,588,883.92	55,965,584.77	105,554,468.69	550,112,170.18
485	Butwal Sub-metropolitan, Rupandehi	805,211,598.08	115,567,099.00	920,778,697.08	174,891,402.35	164,115,702.28	3,023,897.00	709,486,518.20	538,899,953.53	1,248,386,471.73	2,511,196,170.44
486	TILOTAMA Municipality, Rupandehi	759,576,695.83	42,484,427.43	802,061,123.26	151,908,003.19	304,221,755.37	44,621,100.00	353,637,428.00	247,136,531.26	600,773,959.26	1,903,585,941.08
487	Bevdaha Municipality, Rupandehi	431,118,664.23	44,280,250.00	475,398,914.23	112,535,196.56	64,897,136.82	38,031,021.75	169,221,833.29	62,305,067.60	231,526,920.89	922,389,190.25
488	LUMBINI SANSKRITIK Municipality, Rupandehi	489,571,658.99	34,739,610.00	524,311,268.99	166,615,030.41	15,157,523.68	105,000.00	309,828,421.24	18,630,259.67	328,458,680.91	1,034,647,903.99
489	siddharthnagar Municipality, Rupandehi	467,268,014.23	32,051,528.00	499,319,542.23	97,748,390.30	11,337,751.93	53,099,271.20	270,821,612.16	168,170,584.05	438,992,196.21	1,100,497,151.87
490	SAINAMAINNA Municipality, Rupandehi	403,955,621.80	34,028,314.00	437,983,935.80	119,014,564.60	58,252,161.05	-	157,712,154.71	67,251,043.18	224,963,197.89	840,213,659.34
491	OMSATIYA Rural Municipality, Rupandehi	268,913,867.17	30,545,352.00	299,459,219.17	80,607,170.89	31,479,714.55	55,110.00	84,617,024.06	36,476,871.86	121,093,895.92	532,695,110.53
492	KANCHAN Rural Municipality, Rupandehi	331,126,116.00	32,761,032.00	363,887,148.00	81,775,443.15	-	-	66,000,000.00	79,018,634.26	145,018,634.26	590,681,225.41
493	KOTAHIMAAI Rural Municipality, Rupandehi	279,551,912.96	32,068,963.00	311,620,875.96	88,237,800.28	16,642,791.78	3,601,724.00	42,732,163.80	6,707,783.04	49,439,946.84	469,543,138.86
494	GAIDAHAWA Rural Municipality, Rupandehi	322,436,245.38	29,241,552.00	351,677,797.38	104,621,494.49	7,261,861.98	-	21,590,972.90	38,523,312.04	60,114,284.94	523,675,438.79
495	MARCHABARI Rural Municipality, Rupandehi	272,294,325.74	25,543,189.00	297,837,514.74	88,563,078.75	8,461,767.84	-	67,451,404.00	18,621,417.67	86,072,821.67	480,935,183.00
496	MAYADEVI Rural Municipality, Rupandehi	339,069,848.66	23,459,907.00	362,529,755.66	98,726,440.76	6,356,630.26	22,609,957.40	71,850,701.37	49,855,336.09	121,706,037.46	611,928,821.54
497	ROHINI Rural Municipality, Rupandehi	322,839,791.06	23,914,238.00	346,754,029.06	84,942,619.42	26,145,041.20	-	113,686,521.68	16,088,421.35	129,774,943.03	587,616,632.71
498	SAAMARIMA Rural Municipality, Rupandehi	298,183,437.06	26,367,841.33	324,551,278.39	84,145,037.59	11,727,271.68	-	82,665,539.63	15,682,894.00	98,348,433.63	518,772,021.29
499	SYARI Rural Municipality, Rupandehi	383,005,552.20	30,476,489.71	413,482,041.91	85,038,011.58	5,264,193.12	20,674,716.04	54,723,041.61	54,861,082.12	109,584,123.73	634,043,066.38

Government of Nepal
Ministry of Finance
Financial Comptroller General Office
Statement of Receipt of Local Government
Fiscal Year: 2078/79

(In Rs.)

S.N.	Local Governments Name	Fiscal Transfer Receipt			Revenue Sharing Receipt			Internal Revenue Receipt			Grand Total	
		Federal Govt.	Province Govt.	Total	Federal Govt.	Province Govt.	Local Govt.	Opening Balance	Internal Revenue	Total		
500	SUDDHODHAN Rural Municipality, Rupandehi	308,614,564.00	25,144,845.00	333,759,409.00	78,788,130.69	26,080,805.39	-	104,868,936.08	106,475,368.35	52,357,336.59	158,832,704.94	597,461,050.02
501	KAPILVASTU Municipality, Kapilvastu	606,134,000.00	49,074,000.00	655,208,000.00	142,056,305.89	29,365,911.23	117,717,979.20	289,140,196.32	383,174,541.34	37,499,469.57	420,674,010.91	1,365,022,207.23
502	KRISHNANAGAR Municipality, Kapilvastu	372,815,809.67	25,907,608.68	398,723,418.35	115,543,310.03	16,902,020.43	1,977,035.00	134,422,365.46	117,455,753.24	35,142,496.23	152,598,249.47	685,744,033.28
503	BANWANGA Municipality, Kapilvastu	611,767,774.19	45,661,323.00	657,429,097.19	171,791,537.06	72,585,078.14	-	244,376,615.20	142,130,469.15	86,618,732.33	228,749,201.48	1,130,554,913.87
504	BUDDHABHUMI Municipality, Kapilvastu	515,197,965.10	30,476,676.00	545,674,641.10	151,755,884.35	18,863,020.97	24,750,306.00	195,369,311.32	186,743,409.10	46,218,731.95	232,962,141.05	974,006,093.47
505	MAHARAJGANJ Municipality, Kapilvastu	466,334,000.00	45,963,000.00	512,297,000.00	116,529,616.75	8,962,644.37	-	125,492,261.12	142,116,989.30	14,817,208.52	156,934,197.82	794,723,658.94
506	SHIVARAJ Municipality, Kapilvastu	484,408,328.40	27,813,625.00	512,221,953.40	149,932,284.89	17,652,078.81	11,918,797.00	179,503,160.70	288,684,669.22	24,262,457.71	312,947,126.93	1,004,672,241.03
507	MAYADEVI Rural Municipality, Kapilvastu	388,039,620.80	29,979,131.75	418,018,752.55	104,850,181.37	8,535,114.51	-	113,385,295.88	67,125,867.59	20,855,755.52	87,981,423.11	619,385,471.54
508	YASHODHARA Rural Municipality, Kapilvastu	330,304,000.00	35,653,000.00	365,957,000.00	89,821,526.44	5,476,153.06	-	95,297,679.50	152,635,645.73	13,021,699.05	165,657,344.78	626,912,024.28
509	BIJAYANAGAR Rural Municipality, Kapilvastu	372,244,326.77	31,314,895.00	403,559,221.77	100,586,875.50	8,866,883.78	-	109,453,759.28	34,510,959.57	19,027,641.96	53,538,601.53	566,551,582.58
510	SUDDHODHAN Rural Municipality, Kapilvastu	306,737,895.85	21,190,524.43	327,928,420.28	96,650,367.23	16,276,295.17	-	112,926,662.40	88,045,098.73	10,160,743.87	98,205,842.60	539,060,925.28
511	Tansen Municipality, Palpa	561,721,460.26	44,035,416.00	605,756,876.26	114,024,902.30	15,850,636.87	-	129,875,539.17	201,248,983.00	64,092,373.49	265,341,356.49	1,000,973,771.92
512	Rampur Municipality, Palpa	442,837,229.06	41,137,866.00	483,974,925.06	89,748,720.45	26,507,520.44	6,634,557.00	122,890,797.89	80,191,311.34	36,862,793.85	117,054,105.19	723,919,828.14
513	Tinau Rural Municipality, Palpa	294,835,814.20	32,184,865.00	327,020,499.20	104,481,668.92	6,862,153.62	-	111,343,822.54	875,064.00	135,647,438.42	136,522,502.42	574,886,924.16
514	Nimri Rural Municipality, Palpa	341,032,664.00	28,048,090.00	369,080,754.00	121,986,882.32	7,082,912.32	879,097.00	129,948,891.64	128,012,942.92	25,188,195.18	153,201,138.10	652,230,783.74
515	Purbakhola Rural Municipality, Palpa	287,257,634.77	26,115,149.00	313,372,783.77	66,826,070.43	5,805,082.65	288,910.00	72,920,063.08	50,048,391.32	4,491,103.95	54,539,495.27	440,832,542.12
516	Bagnaskali Rural Municipality, Palpa	318,916,414.00	28,977,269.00	347,893,683.00	73,642,444.21	6,567,809.48	653,088.00	80,863,341.69	57,412,106.09	9,580,383.00	66,992,489.09	495,749,513.78
517	Mattegadi Rural Municipality, Palpa	367,754,639.66	28,835,555.00	396,590,194.66	97,197,973.85	9,620,897.38	6,291,075.00	113,109,946.23	78,850,811.12	20,159,239.32	99,010,050.44	608,710,191.33
518	Rambha Rural Municipality, Palpa	311,367,610.30	33,291,897.00	344,659,507.30	64,167,507.94	4,981,713.13	553,590.00	69,702,811.07	63,036,009.00	7,299,179.98	70,335,188.98	484,697,507.35
519	Ribikot Rural Municipality, Palpa	314,599,543.05	33,473,702.00	348,073,245.05	68,435,629.09	5,771,843.80	-	74,207,472.89	-	78,093,206.50	78,093,206.50	500,373,924.44
520	Rainadevi chhanara Rural Municipality, Palpa	417,450,445.91	28,279,051.00	445,729,496.91	85,623,991.83	6,273,634.74	-	91,897,626.57	-	31,437,345.32	31,437,345.32	569,064,468.80
521	BHUMIKASTHAN Municipality, Arghakhachi	429,430,594.80	30,668,074.48	460,098,669.28	92,619,244.38	18,339,320.30	-	110,958,564.68	47,003,896.50	7,382,526.71	54,386,423.21	625,443,657.17
522	SHITGANGA Municipality, Arghakhachi	528,623,849.70	50,917,577.00	579,541,426.70	135,511,022.45	19,894,110.70	12,174,423.00	167,579,556.15	62,647,074.45	24,522,888.88	87,169,963.33	834,290,946.18
523	SANDHIKHARKA Municipality, Arghakhachi	590,312,479.70	46,534,815.00	636,847,294.70	101,369,966.08	20,354,894.74	3,517,379.50	125,242,240.32	82,701,799.76	37,821,945.32	120,523,745.08	882,613,280.10
524	CHATRADEV Rural Municipality, Arghakhachi	347,250,200.75	23,748,986.28	370,999,187.03	77,727,486.65	5,693,986.12	-	83,421,472.77	86,919,461.06	18,226,558.56	105,146,019.62	559,566,679.42
525	PANINI Rural Municipality, Arghakhachi	429,431,584.83	28,444,019.00	457,875,603.83	81,364,961.09	6,880,213.71	-	88,245,174.80	18,415,457.01	24,395,274.58	42,810,731.59	588,931,510.22

Government of Nepal
Ministry of Finance
Financial Comptroller General Office
Statement of Receipt of Local Government
Fiscal Year: 2078/79

S.N.	Local Governments Name	Fiscal Transfer Receipt			Revenue Sharing Receipt				Internal Revenue Receipt			Grand Total
		Federal Govt.	Province Govt.	Total	Federal Govt.	Province Govt.	Local Govt.	Total	Opening Balance	Internal Revenue	Total	
526	MALAPANI Rural Municipality, Arghakhachi	460,608,840.32	33,938,447.70	494,547,288.02	84,844,666.73	5,885,848.68	32,471.40	90,733,266.81	17,248.00	6,299,206.58	6,316,454.58	591,627,029.41
527	musikot Municipality, Gulmi	441,639,088.00	36,215,275.00	477,854,363.00	88,076,509.10	13,531,653.90	4,869,810.00	106,477,973.00	-	20,904,939.44	20,904,939.44	605,237,275.44
528	RESUNGA Municipality, Gulmi	391,265,921.67	41,475,334.00	432,741,255.67	81,175,385.55	16,794,621.63	115,200.00	98,085,207.18	81,838,711.00	21,450,530.20	103,289,241.20	634,115,704.05
529	Ishma Rural Municipality, Gulmi	299,716,914.41	29,867,813.72	329,584,728.13	65,464,900.76	5,763,811.24	3,098,562.00	74,327,274.00	102,045,380.17	3,116,173.31	105,161,553.48	509,073,555.61
530	kaligandaki Rural Municipality, Gulmi	315,084,701.00	32,015,561.00	347,100,262.00	89,526,265.36	6,219,465.39	-	95,745,730.75	10,955,033.00	4,554,051.60	15,509,084.60	458,355,077.35
531	Gulmidubar Rural Municipality, Gulmi	328,462,726.12	32,908,690.53	361,371,416.65	68,443,798.74	5,047,084.49	-	73,490,883.23	50,356,842.68	4,275,162.00	54,632,004.68	489,494,304.56
532	Chandrakot Rural Municipality, Gulmi	313,001,984.02	28,446,865.92	341,448,849.94	68,030,286.22	7,283,019.03	-	75,313,315.25	23,711,173.00	11,997,485.77	35,708,658.77	452,470,523.96
533	CHATRAKOT Rural Municipality, Gulmi	386,346,787.73	33,580,047.99	419,926,835.72	65,929,205.84	5,142,155.42	257,241.00	71,328,602.26	85,764,161.85	8,394,306.72	94,158,468.57	585,413,866.55
534	DHURKOT Rural Municipality, Gulmi	385,461,976.00	33,581,947.00	419,043,923.00	67,820,462.07	6,576,425.86	-	74,396,887.93	22,567,931.00	7,369,380.41	29,937,321.41	523,378,132.34
535	MADANE Rural Municipality, Gulmi	356,668,666.86	33,039,526.12	389,708,192.98	70,698,201.94	5,514,755.08	-	76,212,957.02	85,006,996.57	3,318,019.00	88,325,015.57	554,246,165.57
536	MALIKA Rural Municipality, Gulmi	377,768,779.02	29,049,454.95	406,818,233.97	64,296,496.19	5,546,692.23	-	69,843,188.42	12,842,500.00	3,423,426.00	16,265,926.00	492,927,348.39
537	Ruru Rural Municipality, Gulmi	353,766,114.89	33,199,145.50	386,965,260.39	66,330,380.21	5,395,562.37	3,994,323.00	75,720,275.58	115,757,673.27	14,612,143.63	130,369,816.90	583,055,352.87
538	Satyawati Rural Municipality, Gulmi	356,642,788.75	33,979,492.00	390,622,280.75	72,154,483.87	8,612,291.89	1,974,488.04	82,741,263.80	35,238,218.57	12,424,148.06	47,662,366.63	521,025,911.18
539	PUTHAUTTARGANGA Rural Municipality, Rukumkot	357,375,035.21	33,541,770.00	390,916,805.21	79,359,157.30	4,898,480.25	-	84,257,637.55	14,998,987.00	15,182,259.80	30,181,246.80	505,355,689.56
540	BHUME Rural Municipality, Rukumkot	329,614,768.73	31,607,804.50	361,222,573.23	73,453,541.86	5,239,168.61	56,476.00	78,749,186.47	32,965,231.55	9,529,451.04	42,494,682.59	482,466,442.29
541	SISNE Rural Municipality, Rukumkot	372,080,628.90	34,525,076.00	406,605,704.90	69,825,454.15	4,579,269.39	1,752,614.00	76,157,337.54	40,674,407.62	7,227,588.27	47,901,995.89	530,665,038.33
542	ROLPA Municipality, Rolpa	404,556,775.00	47,429,140.00	451,985,915.00	101,091,305.97	19,877,713.40	2,507,388.40	123,476,407.77	79,140,756.49	8,189,466.73	87,330,223.22	662,792,545.99
543	TRIVENI Rural Municipality, Rolpa	334,089,585.50	27,520,129.00	361,609,714.50	72,230,442.11	7,276,305.29	-	79,506,747.40	71,693,392.04	6,638,228.26	78,331,620.30	519,448,082.20
544	THAWANG Rural Municipality, Rolpa	219,002,986.62	26,626,568.64	245,629,555.26	51,482,849.38	2,569,286.48	-	54,052,135.86	36,209,613.76	4,771,172.12	40,980,785.88	340,662,477.00
545	Paibartan Rural Municipality, Rolpa	332,385,839.25	34,824,331.11	367,210,170.36	72,625,819.61	4,062,930.45	-	76,688,750.06	21,580,955.67	5,310,722.25	26,891,117.92	470,790,038.34
546	MAADI Rural Municipality, Rolpa	243,493,271.00	31,986,329.00	275,479,600.00	63,884,538.70	4,667,444.27	-	68,551,982.97	25,128,387.42	10,774,288.29	35,902,655.71	379,934,238.68
547	RUNTIGADHI Rural Municipality, Rolpa	335,855,687.00	29,134,417.00	364,990,104.00	97,972,489.29	8,328,382.88	-	106,300,892.17	-	71,669,408.92	71,669,408.92	542,960,405.09
548	LUNGRI Rural Municipality, Rolpa	247,873,141.00	21,714,964.31	269,588,105.31	85,279,694.20	4,721,367.11	-	90,001,061.31	23,000,000.00	3,094,153.80	26,094,153.80	385,683,320.42
549	Gangadev Rural Municipality, Rolpa	314,161,959.00	31,814,227.00	345,976,186.00	68,557,164.66	4,475,760.14	-	73,032,924.80	3,993,899.88	4,390,123.65	8,384,023.53	427,393,134.33
550	SUNCHAHARI Rural Municipality, Rolpa	208,457,536.86	20,243,255.00	228,700,791.86	68,735,733.05	3,940,219.35	-	72,675,952.40	-	-	30,902,017.43	332,278,761.69
551	Sunilsmriti Rural Municipality, Rolpa	348,409,854.00	29,162,449.00	377,572,303.00	81,515,680.35	6,671,319.33	-	88,186,999.68	17,250,389.27	16,114,247.00	33,364,646.27	499,123,948.95
552	PYUTHAN Municipality, Pyuthan	468,871,000.00	66,820,000.00	535,691,000.00	101,682,668.26	12,144,055.74	2,853,510.00	116,680,234.00	73,556,166.72	29,963,521.79	103,509,688.51	755,880,322.51
553	SWORGADWARI Municipality, Pyuthan	379,313,610.00	45,523,510.00	424,837,120.00	99,973,219.04	7,661,063.61	-	107,634,282.65	61,480,514.00	25,101,260.08	86,581,774.08	619,053,176.73
554	AIRAWATI Rural Municipality, Pyuthan	297,173,934.40	30,984,531.00	328,158,465.40	77,287,954.14	4,774,339.70	1,156,664.60	83,218,958.44	84,106,394.00	10,366,328.91	94,472,722.91	505,850,146.75

(In Rs.)

Government of Nepal
Ministry of Finance
Financial Comptroller General Office
Statement of Receipt of Local Government
Fiscal Year: 2078/79

(In Rs.)

S.N.	Local Governments Name	Fiscal Transfer Receipt			Revenue Sharing Receipt			Internal Revenue Receipt			Grand Total
		Federal Govt.	Province Govt.	Total	Federal Govt.	Province Govt.	Local Govt.	Opening Balance	Internal Revenue	Total	
555	GAUMUKHI Rural Municipality, Pyuthan	303,884,846.33	30,178,697.00	334,063,543.33	81,292,255.07	4,602,659.28	487,359.00	21,895,897.76	7,042,229.20	28,938,126.96	449,383,943.64
556	JHMRUK Rural Municipality, Pyuthan	345,402,809.10	30,340,693.00	375,743,502.10	80,709,979.91	5,322,651.44	631,200.00	31,656,736.94	6,746,007.40	38,402,744.34	500,810,077.79
557	NAUBAHINI Rural Municipality, Pyuthan	369,851,467.00	42,438,471.00	412,289,938.00	98,530,716.24	7,634,380.18	-	54,782,658.52	7,702,954.63	62,485,613.15	580,940,667.57
558	MALLARANI Rural Municipality, Pyuthan	263,598,056.20	31,925,027.08	295,523,083.28	58,918,920.35	3,623,054.65	-	25,508,661.33	5,010,633.99	30,519,295.32	388,584,933.60
559	MANDAWI Rural Municipality, Pyuthan	266,188,029.60	30,896,084.00	297,084,113.60	65,021,304.50	5,933,625.76	1,757,500.00	21,009,216.74	5,326,860.98	26,336,077.72	396,132,821.58
560	SARUMARANI Rural Municipality, Pyuthan	278,411,206.00	29,874,465.00	308,285,691.00	68,677,755.92	5,043,722.58	2,143,572.50	75,865,051.00	7,049,860.98	40,221,940.85	424,372,882.85
561	GHORABI Sub-metropolitan, Dang	1,032,346,348.91	69,875,519.00	1,102,221,867.91	254,037,084.14	36,904,113.55	189,755,202.34	338,225,272.55	199,675,731.70	537,901,004.25	2,120,819,272.19
562	TULSIPUR Sub-metropolitan, Dang	932,581,805.83	76,092,818.00	1,008,674,623.83	228,772,828.91	27,506,212.54	127,686,641.00	85,659,944.00	260,110,864.27	345,770,808.27	1,738,411,114.55
563	LAMAHI Municipality, Dang	473,617,000.00	45,701,000.00	519,318,000.00	120,985,567.64	22,196,276.01	19,838,270.64	334,175,931.77	75,826,232.72	410,002,164.49	1,082,340,278.78
564	GADHAWA Rural Municipality, Dang	334,076,043.60	39,763,609.00	373,839,652.60	111,131,167.83	10,216,184.50	6,700,663.60	165,528,961.16	20,338,088.50	185,867,049.66	687,754,718.19
565	DANGSHARAN Rural Municipality, Dang	257,288,393.00	33,545,322.00	290,833,715.00	66,551,341.58	14,769,862.79	-	85,630,095.89	19,978,521.85	105,608,617.74	477,763,537.11
566	BANGALACHULI Rural Municipality, Dang	329,381,924.90	34,329,874.00	363,711,798.90	110,071,304.75	6,356,973.77	-	29,007,173.46	16,868,211.71	45,875,385.17	526,015,862.59
567	BABAI Rural Municipality, Dang	360,370,000.00	39,126,000.00	399,496,000.00	85,477,652.01	5,565,939.49	3,183,073.00	31,933,308.22	16,588,709.16	48,522,017.38	542,244,881.88
568	RAJPUR Rural Municipality, Dang	268,388,475.30	31,880,406.00	300,268,881.30	95,683,908.20	10,357,648.15	-	158,398,680.32	11,087,648.92	169,486,329.24	575,796,766.89
569	RAPTI Rural Municipality, Dang	350,534,736.53	37,866,617.00	388,421,353.53	101,092,824.82	7,620,622.05	7,757,216.71	79,091,935.38	19,535,522.47	98,627,457.85	603,519,534.96
570	SHANTINAGAR Rural Municipality, Dang	287,569,572.09	33,740,418.60	321,309,990.69	74,271,271.06	4,653,904.74	4,209,566.88	44,909,072.85	13,225,508.06	58,134,580.91	462,579,314.28
571	NEPALJUNG Sub-metropolitan, Banke	877,082,297.73	46,778,017.12	923,860,314.85	177,937,675.67	20,657,717.66	246,450,067.20	246,160,625.60	202,002,808.72	448,163,434.32	1,817,069,209.70
572	KOHALPUR Municipality, Banke	508,388,652.60	31,416,854.00	539,805,506.60	139,731,344.40	15,659,581.65	-	136,090,506.70	234,917,193.10	371,007,699.80	1,066,204,132.45
573	KHAJURA Rural Municipality, Banke	499,422,450.95	48,525,696.20	547,948,147.15	108,014,209.74	28,380,270.90	-	103,521,253.81	19,314,695.65	122,835,949.46	807,178,577.25
574	JANAKI Rural Municipality, Banke	342,163,700.00	37,539,000.00	379,702,700.00	85,512,126.02	5,914,521.47	-	89,963,664.70	32,408,574.39	122,372,239.09	583,501,966.58
575	DUDUWA Rural Municipality, Banke	322,443,094.10	24,479,511.00	346,922,605.10	91,193,822.16	30,366,896.02	-	114,651,555.00	20,636,384.82	135,287,939.82	603,770,963.10
576	NARAINAPUR Rural Municipality, Banke	319,438,091.36	28,146,293.00	347,584,384.36	97,104,340.81	11,898,980.11	-	109,003,300.92	29,034,465.30	29,034,465.30	485,622,150.58
577	BAUNATH Rural Municipality, Banke	485,481,113.08	31,054,602.97	516,535,716.05	117,566,793.40	21,403,213.98	-	187,496,810.34	33,282,739.01	220,779,549.35	876,285,272.78
578	RAPTISONARI Rural Municipality, Banke	532,786,000.00	38,747,000.00	571,533,000.00	174,027,198.62	25,901,351.00	-	55,892,110.35	112,268,881.65	168,160,992.00	939,622,941.62
579	GULARIYA Municipality, Bardiya	536,070,904.84	37,399,195.00	573,470,099.84	127,316,302.06	14,580,512.95	27,794,041.80	90,456,127.35	32,291,180.27	122,747,307.62	865,908,264.27
580	THAKURBABA Municipality, Bardiya	413,882,788.98	37,390,477.00	451,263,245.98	100,515,477.54	11,039,174.92	-	144,576,992.61	40,286,148.27	184,863,140.88	747,680,139.32
581	BASGADI Municipality, Bardiya	477,912,696.45	41,694,539.00	519,607,235.45	125,488,020.47	39,220,988.91	-	94,054,692.57	21,756,437.91	115,811,130.48	800,127,945.31
582	BARBARDIYA Municipality, Bardiya	568,858,194.38	24,551,897.19	593,409,891.57	140,298,566.42	12,587,832.52	6,981,416.00	150,166,513.75	35,853,764.87	186,020,278.42	937,297,974.93
583	MADHUWAN Municipality, Bardiya	418,953,612.00	36,408,884.00	455,362,496.00	122,202,511.44	7,732,084.11	7,545,133.00	108,855,038.50	22,332,240.34	131,187,278.84	724,029,933.39
584	RAJPUR Municipality, Bardiya	456,000,077.59	33,580,758.00	489,580,835.59	115,716,786.58	23,671,087.89	-	138,387,874.47	166,814,207.03	166,814,207.03	795,782,917.09

Government of Nepal
Ministry of Finance
Financial Comptroller General Office
Statement of Receipt of Local Government
Fiscal Year: 2078/79

S.N.	Local Governments Name	Fiscal Transfer Receipt			Revenue Sharing Receipt				Internal Revenue Receipt			Grand Total
		Federal Govt.	Province Govt.	Total	Federal Govt.	Province Govt.	Local Govt.	Total	Opening Balance	Internal Revenue	Total	
585	GERUWA Rural Municipality, Bardiya	337,805,728.00	22,640,345.00	360,446,073.00	82,607,013.24	6,234,297.55	-	88,841,310.79	50,000,000.00	21,563,968.17	71,563,968.17	520,851,351.96
586	BADHAIYATA Rural Municipality, Bardiya	481,901,851.22	35,247,540.80	517,149,392.02	104,638,659.59	8,781,542.57	15,950,352.00	129,370,554.16	103,848,121.88	39,603,902.79	143,452,024.67	789,971,370.85
587	AATHBISKOT Municipality, Rukum	607,537,264.47	65,778,896.00	673,316,160.47	113,463,165.53	1,016,883.46	1,807,439.57	116,287,488.56	12,865,345.42	29,489,030.30	42,354,375.72	831,958,024.75
588	CHAUJAJHARI Municipality, Rukum	477,396,563.50	87,540,066.00	564,936,629.50	78,209,265.80	5,158,599.48	2,206,516.00	85,574,381.28	18,498,935.85	18,045,163.31	36,544,099.16	687,055,109.94
589	MUSIKOT Municipality, Rukum	583,616,465.63	90,773,055.00	674,389,520.63	89,227,827.19	1,092,076.10	7,176,265.70	97,496,169.99	62,213,379.14	16,719,566.25	78,932,945.39	850,818,636.01
590	TRIVENI Rural Municipality, Rukum	418,082,041.57	52,284,791.00	470,366,832.57	60,288,839.63	521,942.96	-	60,810,782.59	15,411,255.14	5,813,944.70	21,225,199.84	552,402,915.00
591	BAAFKOT Rural Municipality, Rukum	340,957,639.53	52,405,003.00	393,362,642.53	70,280,496.51	-	-	70,280,496.51	19,387,287.50	4,689,401.53	24,076,689.03	487,719,828.07
592	SANIBHERI Rural Municipality, Rukum	359,336,949.00	58,628,922.00	417,965,871.00	73,287,546.05	492,383.96	1,207,140.00	74,987,070.01	27,341,139.60	9,351,639.57	36,692,779.17	529,645,720.18
593	BANGAAD KUPINDE Municipality, Salyan	314,288,350.00	25,148,412.00	339,436,762.00	109,009,743.84	1,263,154.07	-	110,272,897.91	147,634,704.34	8,382,654.00	156,017,358.34	605,727,018.25
594	BAAGCHAUR Municipality, Salyan	455,228,200.60	45,054,563.00	500,282,763.60	96,571,560.09	1,316,956.97	-	97,888,517.06	181,723,771.40	11,997,233.47	193,721,004.87	791,892,265.53
595	SHARADA Municipality, Salyan	417,422,207.00	32,417,109.00	449,839,316.00	101,236,291.93	2,338,054.39	-	103,574,346.32	61,816,863.92	9,473,907.18	71,290,771.10	624,704,433.42
596	KAPURKOT Rural Municipality, Salyan	250,294,683.00	26,325,758.70	276,620,441.70	62,706,773.20	753,129.76	878,923.00	64,338,825.96	32,532,556.16	4,601,318.82	37,133,874.98	378,093,426.64
597	KALIMATI Rural Municipality, Salyan	352,523,912.00	23,197,743.00	375,721,655.00	89,116,527.76	906,131.75	-	90,022,659.51	46,774,904.60	5,825,723.00	52,600,627.60	518,344,942.11
598	Kumakh Rural Municipality, Salyan	353,041,994.00	31,585,502.00	384,627,496.00	80,490,689.72	784,772.52	-	81,275,462.24	94,033,380.75	5,470,234.31	99,503,615.06	565,406,573.30
599	CHHATRESHWORI Rural Municipality, Salyan	328,624,000.00	24,498,366.00	353,122,366.00	71,883,599.62	-	-	71,883,599.62	60,406,150.07	4,758,685.14	65,164,835.21	490,170,800.83
600	Siddha Kumakh Rural Municipality, Salyan	190,364,683.10	8,591,126.00	198,955,809.10	44,630,252.36	497,970.71	-	45,128,223.07	115,708,336.92	7,129,202.11	122,837,539.03	366,921,571.20
601	TRIVENI Rural Municipality, Salyan	288,552,000.00	26,004,104.00	314,556,104.00	60,310,525.62	205,205.00	-	60,515,730.62	53,225,175.58	4,398,604.14	57,623,779.72	432,695,614.34
602	DAARMA Rural Municipality, Salyan	306,095,372.00	29,677,091.00	335,772,463.00	63,590,291.01	1,762,464.55	252,540.00	65,605,295.56	31,907,132.98	3,084,938.20	34,992,071.18	436,369,929.74
603	THULI BHERI Municipality, Dolpa	343,865,661.00	40,119,948.00	383,985,609.00	47,991,589.55	-	-	47,991,589.55	-	3,039,373.90	3,039,373.90	435,016,572.45
604	TRIPURASUNDARI Municipality, Dolpa	368,190,325.00	44,030,672.00	412,220,997.00	53,975,374.09	1,686,000.00	-	55,661,374.09	-	3,328,989.60	3,328,989.60	471,211,370.69
605	KAEKE Rural Municipality, Dolpa	178,921,963.00	18,896,000.00	197,777,963.00	34,141,284.30	156,834.20	57,986.36	34,355,716.86	12,951,651.67	2,705,342.80	15,656,994.47	247,790,874.33
606	CHHARKA TANGSONG Rural Municipality, Dolpa	142,406,600.20	8,355,839.00	150,762,439.20	34,079,705.96	-	-	34,079,705.96	44,193,579.99	575,700.00	44,769,279.99	229,611,425.15
607	JAGDULLA Rural Municipality, Dolpa	249,025,843.00	36,386,650.00	285,412,493.00	34,272,923.37	72,071.02	-	34,344,994.39	8,266,507.92	2,943,066.35	11,209,574.27	330,967,061.66
608	Dolpo Buddha Rural Municipality, Dolpa	164,697,718.00	21,899,082.00	186,596,800.00	34,317,390.02	-	-	34,317,390.02	113,668,868.14	3,701,164.99	114,039,033.13	334,953,223.15
609	MUDKECHULA Rural Municipality, Dolpa	221,346,622.00	32,855,072.00	254,201,694.00	35,571,347.08	113,642.48	-	35,684,989.56	82,861,669.27	5,271,250.16	88,132,919.43	378,019,602.99
610	SE FOKSUNDO Rural Municipality, Dolpa	186,425,717.81	27,335,692.70	213,761,310.51	36,875,440.12	97,134.69	-	36,972,574.81	71,181,846.40	1,050,401.40	72,232,247.80	322,966,133.12
611	CHANDANNATH Municipality, Jumla	409,390,516.00	50,684,432.00	460,074,948.00	63,599,477.14	-	-	63,599,477.14	79,993,633.00	28,972,839.65	108,966,472.65	632,640,897.79
612	KANKASUNDARI Rural Municipality, Jumla	316,683,739.00	29,705,471.00	346,389,210.00	53,506,866.88	550,000.00	-	54,056,866.88	115,624,302.83	-	115,624,302.83	516,070,478.71
613	GUTHICHAUR Rural Municipality, Jumla	219,228,000.00	41,414,897.00	260,642,897.00	54,965,901.59	-	-	54,965,901.59	20,000,000.00	6,000,000.00	26,000,000.00	341,608,798.59

(In Rs.)

Government of Nepal
Ministry of Finance
Financial Comptroller General Office
Statement of Receipt of Local Government
Fiscal Year: 2078/79

(In Rs.)

S.N.	Local Governments Name	Fiscal Transfer Receipt			Revenue Sharing Receipt			Internal Revenue Receipt			Grand Total
		Federal Govt.	Province Govt.	Total	Federal Govt.	Province Govt.	Local Govt.	Opening Balance	Internal Revenue	Total	
614	TATOPANI Rural Municipality, Jumla	302,663,000.00	15,050,756.00	317,713,756.00	71,147,855.46	-	-	89,742,511.79	4,476,497.00	94,219,008.79	483,080,820.25
615	TILA Rural Municipality, Jumla	343,234,058.00	21,546,827.00	364,780,885.00	58,781,223.33	-	-	102,201,527.49	-	102,201,527.49	525,763,435.82
616	PATARASI Rural Municipality, Jumla	297,774,390.00	27,585,100.00	325,359,490.00	75,451,640.36	-	-	50,904,246.71	2,024,570.00	52,928,816.71	463,739,947.07
617	SINJIA Rural Municipality, Jumla	285,375,653.94	14,391,409.00	299,767,062.94	52,528,238.31	-	-	14,159,512.56	-	14,159,512.56	366,454,813.81
618	HIMA Rural Municipality, Jumla	288,566,566.00	24,370,243.00	312,936,799.00	46,637,399.46	300,000.00	-	54,313,931.00	1,000,000.00	55,313,931.00	415,188,129.46
619	CHAYANATH RAPA Municipality, Mugu	421,159,443.00	32,666,467.61	453,825,910.61	83,881,285.64	739,769.85	-	15,258,917.65	96,965,663.98	112,224,801.63	650,671,367.73
620	MUGUMKAMOROG Rural Municipality, Mugu	193,690,649.20	21,351,559.00	215,042,208.20	50,440,783.89	-	-	32,229,285.95	415,200.00	32,644,485.95	298,127,778.04
621	KHTAYAD Rural Municipality, Mugu	409,999,874.00	37,224,000.00	447,223,874.00	71,371,015.53	-	-	10,954,538.00	1,035,000.00	11,989,538.00	530,584,427.53
622	SORU Rural Municipality, Mugu	312,827,671.00	25,409,000.00	338,236,671.00	61,868,018.05	-	-	-	500,000.00	500,000.00	400,604,889.05
623	ADANANCHULI Rural Municipality, Humla	214,403,000.00	20,717,000.00	235,120,000.00	40,141,345.25	-	-	12,150,552.00	181,350.00	12,331,902.00	287,593,247.25
624	KHARPUNATH Rural Municipality, Humla	308,482,303.00	26,464,194.00	334,946,497.00	46,556,314.32	267,000.00	-	19,827,065.58	881,810.00	20,708,875.58	402,478,666.90
625	CHANKHELI Rural Municipality, Humla	248,757,861.50	26,566,000.00	275,323,861.50	47,589,900.89	-	-	-	-	-	322,913,762.39
626	TAJAKOT Rural Municipality, Humla	224,632,874.97	20,150,000.00	244,782,874.97	36,276,580.30	163,961.23	-	-	1,260,400.00	1,260,400.00	282,483,816.50
627	NAMKHA Rural Municipality, Humla	246,341,333.00	23,140,000.00	269,481,333.00	42,685,344.11	-	-	-	502,627.89	502,627.89	312,669,305.00
628	SARKEGAD Rural Municipality, Humla	359,259,600.00	23,127,403.54	382,387,003.54	52,655,472.00	561,956.29	-	-	3,500,000.00	3,500,000.00	439,104,431.83
629	SIMKOT Rural Municipality, Humla	358,505,786.00	26,098,413.52	384,604,199.52	65,278,140.91	313,274.72	-	6,488,681.23	3,785,464.58	10,274,145.81	460,469,760.96
630	KHADACHAKRA Municipality, Kailkot	414,872,162.00	64,190,133.92	479,062,295.92	85,537,109.66	-	-	37,787,081.05	55,383,503.26	93,170,584.31	657,769,989.89
631	TILAGUFA Municipality, Kailkot	377,937,875.57	40,049,449.00	417,987,324.57	58,355,256.26	-	-	2,895,131.32	11,575,084.36	14,470,215.68	490,812,796.51
632	RASKOT Municipality, Kailkot	420,783,931.00	54,162,819.00	474,946,750.00	55,056,027.31	-	-	-	25,548,890.00	25,548,890.00	555,551,667.31
633	Shubh Kalika Rural Municipality, Kailkot	315,082,000.00	31,287,262.00	346,369,262.00	55,041,331.30	121,353.00	-	13,603,481.22	2,511,390.37	16,114,871.59	417,646,817.89
634	NARHARINATH Rural Municipality, Kailkot	395,457,567.00	43,006,862.00	438,464,429.00	71,358,497.32	-	-	28,399,220.00	2,550,000.00	30,949,220.00	540,772,146.32
635	PACHALDHARNA Rural Municipality, Kailkot	294,965,980.00	46,900,065.00	341,866,045.00	55,016,540.39	-	-	18,288,137.00	1,213,038.00	19,501,175.00	416,383,760.39
636	PALATA Rural Municipality, Kailkot	268,661,920.00	41,715,235.00	310,377,155.00	65,035,842.82	-	-	-	-	-	375,412,997.82
637	MAHABAI Rural Municipality, Kailkot	219,474,400.00	25,950,143.00	245,424,543.00	45,079,853.82	215,616.00	-	-	150,000.00	150,000.00	290,870,012.82
638	sain tibeni Rural Municipality, Kailkot	292,674,000.00	46,372,078.00	339,046,078.00	52,004,680.60	-	-	-	-	-	391,050,758.60
639	CHEDAGAD Municipality, Jajarkot	547,739,208.00	57,746,848.00	605,486,056.00	107,457,455.73	1,098,612.33	-	31,972,914.75	6,481,557.54	38,454,472.29	752,496,596.35
640	Nalgaad Municipality, Jajarkot	434,845,502.00	48,948,635.00	483,794,137.00	93,588,866.97	588,752.53	1,872,162.00	5,000,000.00	69,720,924.27	74,720,924.27	654,564,842.77
641	BHERI Municipality, Jajarkot	484,358,067.00	71,133,181.00	555,491,248.00	97,795,911.01	1,277,559.81	7,789,405.00	25,051,631.16	9,250,163.35	34,301,794.51	696,655,918.33
642	KUSE Rural Municipality, Jajarkot	308,777,271.18	21,284,000.00	330,061,271.18	79,064,273.10	426,626.89	-	3,832,168.79	2,115,850.22	5,948,019.01	415,500,190.18

Government of Nepal
Ministry of Finance
Financial Comptroller General Office
Statement of Receipt of Local Government
Fiscal Year: 2078/79

S.N.	Local Governments Name	Fiscal Transfer Receipt			Revenue Sharing Receipt			Internal Revenue Receipt			Grand Total
		Federal Govt.	Province Govt.	Total	Federal Govt.	Province Govt.	Local Govt.	Opening Balance	Internal Revenue	Total	
643	JUNICHANDE Rural Municipality, Jagarkot	355,934,549.00	44,117,812.00	400,052,361.00	85,333,863.73	384,347.87	131,948.00	16,693,887.11	1,253,698.07	17,947,685.18	503,850,205.78
644	BAAREKOT Rural Municipality, Jagarkot	334,103,659.00	34,070,019.00	368,173,678.00	81,204,506.36	354,297.70	-	23,033,701.78	1,719,681.00	24,753,382.78	474,485,864.84
645	SHIWALAYA Rural Municipality, Jagarkot	300,844,000.00	42,012,058.00	342,856,058.00	58,002,498.59	-	-	48,724,431.54	-	48,724,431.54	449,582,888.13
646	AATHBIS Municipality, Dailekh	367,841,000.00	32,319,146.00	400,160,146.00	88,825,974.84	1,110,901.71	-	174,153,093.63	20,000,000.00	194,153,093.63	684,250,116.18
647	Bindrasini Municipality, Dailekh	380,152,420.00	48,039,000.00	428,191,420.00	75,863,935.25	740,236.92	-	26,500,000.00	4,775,039.45	31,275,039.45	536,070,631.62
648	Dullu Municipality, Dailekh	531,913,460.00	53,529,000.00	585,442,460.00	105,188,959.47	2,548,416.28	-	68,982,844.05	5,520,232.01	74,503,076.06	767,682,911.81
649	Narayan Municipality, Dailekh	476,602,230.00	42,945,190.00	519,547,420.00	77,042,085.17	2,202,046.36	-	35,887,000.40	13,914,579.49	49,801,579.89	648,593,131.42
650	GURANS Rural Municipality, Dailekh	383,862,530.00	27,323,417.00	411,185,947.00	74,086,332.13	1,129,287.57	-	48,005,860.00	13,211,607.48	61,217,467.48	499,613,174.18
651	THATIKANDH Rural Municipality, Dailekh	276,797,000.00	30,921,334.00	307,718,334.00	63,635,340.85	479,437.91	-	25,203,804.21	2,678,999.83	50,694,849.83	422,517,962.59
652	DUNGESWOR Rural Municipality, Dailekh	281,379,905.00	25,426,000.00	306,805,905.00	57,533,914.55	49,631.00	-	48,005,860.00	3,230,235.57	51,236,095.57	392,823,490.33
653	NAUMULE Rural Municipality, Dailekh	376,423,787.00	33,766,830.00	409,190,617.00	82,428,114.32	-	-	121,527,881.61	5,210,520.97	126,738,402.58	618,357,233.90
654	BHAGWATIMAI Rural Municipality, Dailekh	342,701,000.00	33,518,000.00	376,219,000.00	68,305,920.16	750,615.72	-	51,947,422.19	5,613,219.37	57,560,641.56	502,836,177.44
655	BHAIRABI Rural Municipality, Dailekh	290,347,977.00	30,676,090.00	321,024,067.00	62,627,791.24	640,601.57	560,200.00	94,638,321.72	4,802,326.00	99,440,647.72	484,293,307.53
656	MAHABU Rural Municipality, Dailekh	304,798,280.00	32,980,597.00	337,778,877.00	65,913,795.69	571,800.00	-	25,225,895.50	4,711,557.30	29,937,452.80	434,201,926.49
657	Gurbhakot Municipality, Surkhet	508,820,750.00	45,325,358.00	554,146,108.00	113,196,430.59	9,553,270.66	6,101,420.00	64,956,741.00	7,275,592.00	72,232,333.00	755,229,562.25
658	Panjaburi Municipality, Surkhet	435,859,063.50	59,035,651.00	494,894,734.50	104,809,062.07	915,133.46	2,542,500.00	61,860,733.79	6,319,025.35	68,179,759.14	671,341,189.17
659	Bheriganga Municipality, Surkhet	489,614,940.00	27,252,479.00	516,867,419.00	128,896,198.59	-	12,211,388.00	103,142,023.14	6,347,973.06	109,489,996.20	767,465,001.79
660	Lekbesi Municipality, Surkhet	470,659,960.00	37,376,874.00	508,036,834.00	92,589,862.74	-	12,675,157.06	77,845,593.49	7,583,914.89	85,429,508.38	688,731,352.18
661	Birendranagar Municipality, Surkhet	767,999,043.65	121,448,474.00	889,447,517.65	177,393,223.12	125,586,214.58	-	400,665,358.18	97,523,864.55	498,189,222.73	1,690,616,178.08
662	Chingad Rural Municipality, Surkhet	271,223,500.00	25,471,759.00	296,695,259.00	72,891,914.40	-	146,639.00	28,000,000.00	1,767,890.55	29,767,890.55	399,501,902.95
663	Chaukune Rural Municipality, Surkhet	367,579,000.00	57,623,511.00	425,202,511.00	78,608,977.26	809,485.19	618,876.00	11,961,338.63	34,488,761.06	46,450,599.69	551,690,449.14
664	Barahatai Rural Municipality, Surkhet	424,991,000.00	46,442,161.00	471,433,161.00	95,604,323.21	5,794,620.70	-	99,644,182.00	5,526,304.90	105,170,486.90	678,002,891.81
665	Simita Rural Municipality, Surkhet	377,308,500.00	34,902,920.00	412,211,420.00	86,345,325.30	1,175,511.11	1,257,125.40	10,933,642.97	3,932,846.04	14,866,488.01	515,855,870.82
666	TRIBENI Municipality, Bajura	430,009,540.00	20,793,000.00	450,802,540.00	69,923,756.74	4,257,519.34	-	48,492,827.71	3,278,592.90	51,771,420.61	576,755,236.69
667	BADIMALIKA Municipality, Bajura	391,979,000.00	23,328,000.00	415,307,000.00	69,703,301.40	1,548,881.67	344,219.00	31,971,177.46	5,859,965.51	37,831,142.97	524,734,545.04
668	BUDIGANGA Municipality, Bajura	408,807,000.00	28,917,000.00	437,724,000.00	58,070,503.97	2,984,643.27	-	91,125,000.00	1,303,586.00	92,428,586.00	591,207,733.24
669	BUDHINANDA Municipality, Bajura	341,698,378.21	15,118,995.16	356,817,373.37	72,434,715.49	5,072,814.27	-	42,991,379.91	2,147,654.50	45,139,034.41	479,463,938.54
670	GAUMUL Rural Municipality, Bajura	324,106,360.00	20,539,000.00	344,645,360.00	49,248,318.41	530,917.24	-	5,449,813.23	2,553,647.80	8,003,461.03	402,428,056.68
671	KIAPADA CHEDEHAHA Rural Municipality, Bajura	367,493,470.07	17,042,179.00	384,535,649.07	67,430,819.77	1,136,977.11	-	69,749,628.73	2,943,248.82	72,692,877.55	525,796,323.50

Government of Nepal
Ministry of Finance
Financial Comptroller General Office
Statement of Receipt of Local Government
Fiscal Year: 2078/79

(In Rs.)

S.N.	Local Governments Name	Fiscal Transfer Receipt			Revenue Sharing Receipt			Internal Revenue Receipt			Grand Total
		Federal Govt.	Province Govt.	Total	Federal Govt.	Province Govt.	Local Govt.	Opening Balance	Internal Revenue	Total	
672	Jagannath Rural Municipality, Bajura	216,068,016.48	10,634,183.08	226,702,199.56	47,442,438.38	868,874.33	1,091,386.10	13,000,000.00	4,301,238.22	17,301,238.22	283,406,136.59
673	SWAMIKARTIK KAAPAR Rural Municipality, Bajura	331,284,020.00	21,365,000.00	352,649,020.00	52,748,237.09	459,242.02	-	23,546,717.79	4,739,205.91	28,285,923.70	434,142,422.81
674	HIMALI Rural Municipality, Bajura	271,254,000.00	11,835,000.00	283,089,000.00	59,601,613.74	1,326,588.97	-	13,798,802.74	1,307,900.96	15,106,703.70	359,123,906.41
675	Jatapithvi Municipality, Bajhang	427,630,551.12	28,116,096.00	455,746,647.12	75,625,311.62	1,773,364.35	-	103,716,534.47	9,017,944.52	112,734,478.99	645,879,792.08
676	Begai Municipality, Bajhang	567,578,188.00	21,435,000.00	589,013,188.00	98,595,574.00	1,512,145.00	-	100,107,719.00	36,527,342.50	136,635,061.50	725,648,249.50
677	Kanda Rural Municipality, Bajhang	135,320,829.50	14,917,958.00	150,238,787.50	35,186,713.23	486,117.67	-	2,470,539.45	478,600.00	2,949,139.45	188,860,757.85
678	Kedarsu Rural Municipality, Bajhang	437,029,000.00	36,503,000.00	473,532,000.00	69,357,234.50	995,290.74	6,560,000.00	-	13,583,932.02	13,583,932.02	564,028,457.26
679	Kaptachhakra Rural Municipality, Bajhang	338,530,861.48	25,375,891.00	363,906,752.48	60,870,522.39	628,043.35	-	10,399,670.37	6,677,346.13	17,077,016.50	440,482,134.72
680	Chhibispalthbheri Rural Municipality, Bajhang	379,885,321.73	19,071,749.00	398,957,070.73	60,688,238.84	500,000.00	-	23,800,770.45	2,045,988.00	25,846,768.45	485,992,078.02
681	Talakot Rural Municipality, Bajhang	256,733,978.68	14,748,837.00	271,482,815.68	60,095,689.28	746,043.06	-	3,500,000.00	7,000,000.00	10,500,000.00	342,824,548.02
682	Thalare Rural Municipality, Bajhang	397,256,000.00	17,923,000.00	415,179,000.00	63,902,974.34	1,225,839.85	-	16,332,914.93	3,283,120.00	19,616,034.93	499,923,849.12
683	Durgathali Rural Municipality, Bajhang	257,873,563.08	17,849,424.10	275,722,987.18	49,193,456.87	777,711.82	-	47,173,162.56	2,555,478.01	49,728,640.57	375,422,796.44
684	Masta Rural Municipality, Bajhang	334,237,930.00	24,588,000.00	358,825,930.00	60,345,004.52	792,000.00	-	1,000,000.00	6,147,854.31	7,147,854.31	427,110,788.83
685	Bithachari Rural Municipality, Bajhang	307,860,976.80	14,761,088.85	322,622,065.65	60,962,481.79	1,136,566.70	-	18,452,577.00	2,132,634.00	20,585,211.00	405,306,325.14
686	shurna Rural Municipality, Bajhang	187,676,797.44	18,784,371.00	206,461,168.44	50,366,377.97	703,999.00	-	18,691,180.11	568,456.00	19,249,636.11	276,781,815.52
687	Dipayal Silgadi Municipality, Doti	374,196,242.88	22,904,540.00	397,100,782.88	92,405,514.71	2,921,479.26	1,089,000.00	76,191,196.19	13,966,114.78	90,157,310.97	583,674,087.82
688	Shikhar Municipality, Doti	469,990,906.40	11,405,038.00	481,395,944.40	102,105,617.58	5,560,173.23	-	46,259,164.30	13,014,391.33	59,273,555.63	648,335,290.84
689	Aadasha Rural Municipality, Doti	272,866,997.00	17,914,375.00	290,781,372.00	78,855,975.57	1,715,408.25	-	57,585,412.54	2,567,014.10	60,152,426.64	431,505,182.46
690	K.I.C Rural Municipality, Doti	262,046,403.95	16,756,690.92	278,802,994.87	71,649,894.41	1,764,903.21	-	18,903,270.44	3,112,102.22	22,015,372.66	374,233,255.15
691	Jorajal Rural Municipality, Doti	387,038,781.60	22,721,443.00	409,760,224.60	82,618,865.66	2,705,776.31	-	21,540,164.32	4,649,723.99	26,189,908.31	521,274,774.88
692	Purbachauki Rural Municipality, Doti	287,829,473.10	20,899,910.00	308,729,383.10	73,962,166.59	2,026,351.91	-	10,818,901.73	2,180,288.00	12,999,189.73	397,717,001.33
693	Badikedar Rural Municipality, Doti	267,878,955.18	15,627,000.00	283,505,955.18	71,795,381.72	1,919,188.22	-	2,868,575.19	2,253,261.50	5,121,836.69	362,342,361.81
694	Bogalan Phudsi Rural Municipality, Doti	286,040,647.10	19,445,683.00	305,486,330.10	73,554,428.71	2,225,644.98	-	23,608,483.02	2,418,649.00	26,027,132.02	407,293,535.81
695	Sayal Rural Municipality, Doti	255,970,227.58	15,455,440.50	271,425,668.08	69,036,898.71	1,549,303.66	-	27,375,443.27	2,215,703.00	29,591,146.27	371,603,016.72
696	Kamalabazar Municipality, Achham	371,337,366.05	14,221,543.00	385,558,909.05	76,509,326.47	1,291,050.03	-	36,690,025.76	3,397,369.67	40,087,395.43	503,446,680.98
697	Panchadewal Bineyak Municipality, Achham	346,603,684.69	11,076,638.00	357,680,322.69	85,991,383.94	4,179,824.07	-	33,692,476.53	4,843,078.00	38,535,554.53	486,387,065.23
698	Mangalsen Municipality, Achham	407,933,758.26	19,767,808.13	427,701,566.39	99,037,550.30	5,309,077.50	-	40,894,141.45	10,508,857.86	51,402,999.31	583,451,193.50
699	Safabagar Municipality, Achham	576,372,000.00	17,349,500.00	593,721,500.00	71,464,572.73	1,862,770.69	-	48,998,470.19	9,175,111.70	58,173,581.89	725,222,425.31

Government of Nepal
Ministry of Finance
Financial Comptroller General Office
Statement of Receipt of Local Government
Fiscal Year: 2078/79

(In Rs.)

S.N.	Local Governments Name	Fiscal Transfer Receipt			Revenue Sharing Receipt				Internal Revenue Receipt			Grand Total
		Federal Govt.	Province Govt.	Total	Federal Govt.	Province Govt.	Local Govt.	Total	Opening Balance	Internal Revenue	Total	
700	Chaurpati Rural Municipality, Achham	342,183,000.00	17,045,000.00	359,228,000.00	85,252,139.47	2,404,754.16	-	87,656,893.63	15,789,986.03	11,350,807.37	27,140,793.40	474,025,687.03
701	Dhakeari Rural Municipality, Achham	281,290,396.45	8,140,900.57	289,431,297.02	79,633,364.27	1,511,849.87	-	81,145,213.94	39,196,825.98	1,000,000.00	40,196,825.98	410,773,336.94
702	Dharmakhand Rural Municipality, Achham	343,400,388.35	11,885,600.00	355,285,988.35	85,721,057.68	1,838,865.37	-	87,559,923.05	59,977,604.90	1,902,667.95	61,880,272.85	504,726,184.25
703	Barnigadi, Jayagud Rural Municipality, Achham	246,352,348.50	7,285,739.00	253,638,087.50	57,215,380.30	1,237,498.66	-	58,452,878.96	32,707,915.14	2,936,486.00	35,644,401.14	347,735,367.60
704	Melekh Rural Municipality, Achham	391,925,685.00	26,301,477.00	418,227,162.00	80,108,748.48	1,515,201.50	-	81,623,949.98	21,730,070.17	1,603,039.00	23,333,109.17	523,184,221.15
705	Ramaroshan Rural Municipality, Achham	396,795,862.07	25,489,508.00	422,285,370.07	85,134,764.70	1,407,632.19	-	86,542,396.89	21,466,267.21	1,200,000.00	22,666,267.21	531,494,034.17
706	MAHAKALI Municipality, Darchula	441,242,381.30	17,776,992.00	459,019,373.30	69,566,731.97	1,499,376.80	-	71,066,108.77	24,190,232.73	7,487,510.00	31,677,742.73	561,763,224.80
707	SHAILYASHIKHAR Municipality, Darchula	468,826,628.29	21,320,807.63	490,147,235.92	75,994,801.30	3,443,232.49	-	79,438,033.79	6,149,586.42	3,410,283.81	9,559,870.23	579,145,139.94
708	APHIMAL Rural Municipality, Darchula	231,082,785.92	9,958,765.00	241,041,550.92	46,921,768.81	863,780.33	-	47,775,549.14	9,294,865.32	2,011,217.90	11,305,903.22	300,123,003.28
709	DUNHU Rural Municipality, Darchula	281,807,756.00	18,299,723.00	300,107,479.00	43,380,719.32	1,235,606.17	-	44,616,325.49	15,290,865.57	2,834,415.09	18,125,100.66	362,848,905.15
710	NAUGAAD Rural Municipality, Darchula	390,317,598.40	22,269,631.00	412,587,229.40	66,449,121.16	1,084,220.74	-	67,533,341.90	1,590,788.00	4,331,606.00	5,922,394.00	466,042,965.30
711	MARMA Rural Municipality, Darchula	327,827,927.54	21,266,442.67	349,094,370.21	65,785,039.47	957,000.00	-	66,742,039.47	9,247,340.05	5,054,238.15	14,301,578.20	430,137,987.88
712	MALIKARJUN Rural Municipality, Darchula	357,375,925.00	17,606,532.00	374,982,457.00	56,642,866.76	908,447.02	-	57,551,303.78	24,291,038.93	2,098,030.11	26,390,069.04	458,923,829.82
713	LEKAM Rural Municipality, Darchula	311,993,114.00	15,791,266.00	327,784,380.00	54,125,891.35	837,241.98	-	54,963,133.33	53,504,906.75	1,932,764.94	55,437,671.69	438,185,185.02
714	BYAS Rural Municipality, Darchula	282,852,451.69	20,544,420.00	303,396,871.69	62,344,603.54	1,566,338.55	-	63,930,942.09	30,363,826.82	1,839,900.63	32,203,727.45	399,531,341.23
715	DASARATHCHAND Municipality, Baitadi	490,984,532.40	12,053,861.50	503,038,393.90	99,846,772.70	2,155,060.18	-	102,001,832.88	9,269,097.60	2,867,248.00	12,136,345.60	617,176,572.38
716	PATAN Municipality, Baitadi	479,811,995.92	18,336,749.00	498,148,744.92	91,944,944.50	2,557,123.45	-	94,502,067.95	34,974,234.35	7,058,604.57	42,032,638.92	634,683,851.79
717	PURCHAUDI Municipality, Baitadi	482,384,512.00	24,912,423.00	507,296,935.00	106,982,790.66	2,137,337.63	-	109,120,128.29	20,547,288.90	6,295,923.06	26,843,211.96	643,260,275.25
718	MELAJULI Municipality, Baitadi	346,230,376.95	14,535,841.24	360,766,218.19	72,269,257.12	3,580,583.47	-	75,849,840.59	23,320,646.47	4,698,803.40	28,019,449.87	464,635,508.65
719	DILASAINI Rural Municipality, Baitadi	385,827,526.01	27,819,000.00	413,646,526.01	73,267,089.95	1,058,066.07	-	74,325,156.02	5,249,304.33	1,952,305.23	7,201,609.56	495,173,291.59
720	DOGAKEDAR Rural Municipality, Baitadi	391,451,449.10	15,729,059.00	407,180,508.10	76,684,195.92	1,697,144.90	503,428.40	78,884,769.22	53,305,842.26	6,278,138.33	59,583,780.59	545,649,057.91
721	PANCHESHOR Rural Municipality, Baitadi	287,492,805.45	10,774,000.00	298,266,805.45	66,018,914.45	1,018,998.04	-	67,037,912.49	13,000,000.00	3,623,501.26	16,623,501.26	381,928,219.20
722	SHIVANATH Rural Municipality, Baitadi	281,299,429.16	12,503,868.00	293,803,297.16	59,093,241.10	839,083.11	-	59,932,324.21	25,924,808.98	2,962,864.60	28,887,673.58	382,623,294.95
723	SIGAAS Rural Municipality, Baitadi	337,908,920.30	13,144,801.00	351,053,721.30	78,553,440.23	1,166,325.63	-	79,719,765.86	76,809,282.90	4,484,696.90	81,293,979.80	512,067,466.96
724	SUNARYA Rural Municipality, Baitadi	355,668,051.00	9,005,435.00	364,673,486.00	65,331,018.81	1,170,576.13	-	66,501,594.94	26,102,331.28	1,609,844.80	27,712,176.08	458,887,257.02
725	AMARGADI Municipality, Dadaidhura	406,085,896.00	19,647,821.00	425,733,517.00	69,617,044.40	2,502,565.50	-	79,448,201.50	45,494,560.92	10,091,344.99	55,585,905.91	560,767,624.41
726	PARSHURAM Municipality, Dadaidhura	491,258,275.55	25,015,276.00	516,273,551.55	117,631,940.01	3,703,664.60	-	121,335,504.61	28,971,901.32	15,231,673.13	44,203,574.45	681,812,630.61
727	AJMYERU Rural Municipality, Dadaidhura	372,346,901.10	21,870,506.00	394,217,407.10	62,934,367.93	1,357,099.26	-	64,291,467.19	14,697,961.07	4,164,331.32	18,862,292.39	477,371,166.68
728	AALITALA Rural Municipality, Dadaidhura	326,553,487.40	31,303,442.00	357,856,929.40	74,057,630.48	1,751,782.97	-	75,809,413.45	9,004,524.10	4,004,333.22	13,008,857.32	446,675,200.17

Government of Nepal
Ministry of Finance
Financial Comptroller General Office
Statement of Receipt of Local Government
Fiscal Year: 2078/79

(In Rs.)

S.N.	Local Governments Name	Fiscal Transfer Receipt			Revenue Sharing Receipt			Internal Revenue Receipt			Grand Total
		Federal Govt.	Province Govt.	Total	Federal Govt.	Province Govt.	Local Govt.	Opening Balance	Internal Revenue	Total	
729	GANYAPADHURA Rural Municipality, Dadeldhura	294,953,411.38	18,232,677.59	313,186,088.97	59,173,194.46	1,375,307.68	-	8,452,963.68	5,097,636.52	13,550,600.20	387,285,191.31
730	NAVADURGA Rural Municipality, Dadeldhura	337,007,054.90	18,915,688.00	355,922,742.90	69,776,494.71	1,465,507.54	-	4,821,978.01	1,818,994.00	6,640,972.01	433,805,717.16
731	BHAGESHWOR Rural Municipality, Dadeldhura	312,138,581.74	11,422,528.00	323,561,109.74	61,316,273.93	1,321,692.39	-	9,439,028.08	5,266,000.00	14,705,028.08	400,904,104.14
732	KRISHNAPUR Municipality, Kanchanpur	414,220,369.70	17,308,552.00	431,528,921.70	131,907,691.38	3,089,165.78	-	184,630,877.96	52,872,448.10	237,503,326.06	804,029,104.92
733	Punarbans Municipality, Kanchanpur	427,530,718.92	26,980,116.00	454,510,834.92	111,434,834.21	8,226,106.03	19,456,457.40	196,913,881.46	24,982,192.25	221,896,073.71	815,524,306.27
734	Bedkot Municipality, Kanchanpur	408,103,228.00	16,624,904.00	424,728,132.00	114,205,446.67	6,139,829.48	15,567,807.00	204,900,090.90	16,583,774.00	221,483,864.90	782,125,080.05
735	Belauni Municipality, Kanchanpur	437,444,635.95	18,784,702.95	456,229,338.90	112,472,863.97	4,058,006.11	-	86,806,754.61	33,970,800.37	120,777,554.98	683,537,763.96
736	Bhimdatta Municipality, Kanchanpur	744,674,645.50	32,707,261.00	777,381,906.50	170,485,373.20	80,937,400.62	-	100,139,184.49	173,737,005.09	273,876,189.58	1,302,680,869.90
737	Dodharachadani Municipality, Kanchanpur	319,698,027.20	17,167,052.00	336,865,079.20	87,212,841.33	1,858,849.10	1,923,539.40	58,141,848.00	18,632,994.13	76,774,842.13	504,635,151.16
738	shuklaphat Municipality, Kanchanpur	389,051,965.57	32,183,048.00	421,235,013.57	118,044,488.58	4,495,614.15	-	80,221,054.45	18,465,949.23	98,687,003.68	642,462,139.98
739	BELDADAI Rural Municipality, Kanchanpur	217,822,240.65	11,030,983.00	228,853,223.65	59,134,107.26	1,137,632.28	-	33,565,601.24	4,482,554.14	38,048,155.38	327,173,118.57
740	LALJHADI Rural Municipality, Kanchanpur	269,100,623.70	24,352,083.00	293,452,706.70	73,301,759.17	1,602,125.86	7,830,900.00	56,743,635.77	16,205,881.80	72,949,517.57	449,137,009.30
741	Dhangadi Sub-metropolitan, Kailali	890,718,298.38	79,409,154.00	970,127,452.38	218,200,544.93	252,267,382.56	-	204,889,213.24	219,778,093.37	424,667,306.61	1,865,262,686.48
742	Godawari Municipality, Kailali	592,594,890.66	28,741,996.00	621,336,786.66	164,694,080.83	4,939,657.92	77,245,456.40	260,638,377.66	120,716,599.76	381,354,977.42	1,249,570,969.23
743	Gauriganga Municipality, Kailali	412,165,602.16	23,258,905.00	435,424,507.16	132,588,668.14	34,361,827.91	11,440,000.00	119,327,314.35	17,693,040.73	137,020,355.08	750,835,359.29
744	Ghodaghodi Municipality, Kailali	571,024,925.90	33,346,310.00	604,371,235.90	162,715,445.72	6,047,224.55	23,054,337.20	300,149,288.70	18,682,088.99	318,831,377.69	1,115,019,621.06
745	Tikapur Municipality, Kailali	530,407,373.00	35,522,964.00	565,930,337.00	167,300,401.23	3,409,299.53	-	287,540,251.76	88,539,247.19	376,079,498.95	1,112,719,536.71
746	Bhejani Municipality, Kailali	451,531,000.00	35,679,377.00	487,210,377.00	95,422,466.86	10,955,102.35	-	153,199,201.00	51,881,222.81	205,080,423.81	796,668,370.02
747	Lamkhuha Municipality, Kailali	654,961,000.00	50,123,900.00	705,084,900.00	152,455,178.87	35,110,700.54	-	26,540,103.83	46,967,326.03	73,507,429.86	966,158,209.27
748	Kailari Rural Municipality, Kailali	420,005,648.60	34,098,776.00	454,104,424.60	113,926,894.22	10,278,184.94	-	48,720,248.71	21,235,709.64	69,955,958.35	648,265,462.11
749	Chure Rural Municipality, Kailali	311,293,407.42	19,042,954.74	330,336,362.16	81,877,957.24	2,884,636.96	-	83,496,289.72	2,463,284.73	85,959,574.45	501,058,530.81
750	Janaki Rural Municipality, Kailali	392,303,532.18	21,174,104.73	413,477,636.91	109,761,279.23	2,574,831.61	-	58,546,475.62	23,657,668.97	82,204,144.59	608,017,892.34
751	Joshipur Rural Municipality, Kailali	240,647,735.00	26,195,967.85	266,843,702.85	80,806,503.42	1,942,915.69	-	73,778,873.94	34,119,771.36	107,898,645.30	457,491,767.26
752	Bardgoria Rural Municipality, Kailali	316,830,000.00	16,182,928.00	333,012,928.00	81,209,520.59	5,447,041.22	-	107,895,501.91	24,807,298.26	132,702,800.17	552,372,289.98
753	Mohanyal Rural Municipality, Kailali	335,965,689.33	18,711,800.00	354,677,489.33	92,936,585.64	2,869,708.96	-	19,096,391.74	1,338,035.00	20,434,426.74	470,918,210.67
Total		88,953,492,453.11	23,703,271,103.83	12,656,763,556.94	68,481,522,509.36	19,518,573,807.52	5,522,569,781.11	93,522,666,097.99	37,671,322,954.83	120,315,766,979.34	526,495,216,634.27

Government of Nepal
Ministry of Finance
Financial Comptroller General Office
Statement of Expenditure of Local Government
Fiscal Year: 2078/79

S.N.	Local Level	Budget			Expenditure			Expenditure Percentage		
		Recurrent	Capital	Financing	Total	Recurrent	Capital		Financing	Total
1	Phungling Municipality, Taplejung	418,178,210.00	272,374,000.00	0.00	690,552,210.00	373,136,893.47	233,937,767.00	0.00	607,074,660.47	87.91
2	Aathrai Tribeni Rural Municipality, Taplejung	304,475,048.83	211,773,800.00	0.00	516,248,848.83	253,979,055.93	119,666,999.21	0.00	373,646,055.14	72.38
3	Phaktianglung Rural Municipality, Taplejung	341,584,349.93	171,722,654.00	0.00	513,307,003.93	292,062,476.12	140,162,482.00	0.00	432,224,958.12	84.20
4	Mikwakhola Rural Municipality, Taplejung	210,964,358.00	127,191,642.00	0.00	338,156,000.00	170,463,294.00	76,147,235.00	0.00	246,610,529.00	72.93
5	Meringdeng Rural Municipality, Taplejung	293,064,635.63	184,499,000.00	0.00	477,563,635.63	258,377,316.04	144,675,514.02	0.00	403,052,830.06	84.40
6	Mauwakhola Rural Municipality, Taplejung	255,904,000.00	127,371,460.00	0.00	383,275,460.00	236,571,130.47	98,877,319.00	0.00	335,448,449.47	87.52
7	Pathibhara Yangwarak Rural Municipality, Taplejung	280,670,790.00	215,945,500.00	0.00	496,616,290.00	227,870,007.00	135,188,749.00	0.00	363,068,756.00	73.11
8	Sidingwa Rural Municipality, Taplejung	278,913,049.00	164,271,000.00	0.00	443,184,049.00	206,156,640.36	92,961,049.81	0.00	299,117,690.17	67.49
9	Sirjangha Rural Municipality, Taplejung	339,174,000.00	237,872,000.00	0.00	577,046,000.00	309,191,049.36	178,389,342.01	0.00	487,580,391.37	84.50
10	Phidim Municipality, Panchthar	665,866,346.46	365,780,419.00	0.00	1,031,646,765.46	557,861,654.21	285,942,261.00	0.00	843,803,915.21	81.79
11	Kummayak Rural Municipality, Panchthar	304,732,370.00	164,738,441.86	0.00	469,470,811.86	241,521,973.98	102,081,102.00	0.00	343,603,075.98	73.19
12	Turnewa Rural Municipality, Panchthar	267,009,580.00	128,367,000.00	0.00	395,376,580.00	231,614,931.20	96,215,762.50	0.00	327,830,693.70	82.92
13	Falelung Rural Municipality, Panchthar	345,676,613.00	229,649,800.00	0.00	575,326,413.00	323,080,966.88	171,764,447.00	0.00	494,845,413.88	86.01
14	Phalgunanad Rural Municipality, Panchthar	440,408,278.00	173,391,228.74	0.00	613,799,506.74	367,396,440.00	130,454,658.00	0.00	497,851,098.00	81.11
15	Mikajung Rural Municipality, Panchthar	399,002,023.31	291,843,367.00	0.00	690,845,390.31	365,736,287.55	213,929,754.00	0.00	579,666,041.55	83.91
16	Yangwarak Rural Municipality, Panchthar	311,990,818.00	250,919,830.00	0.00	562,910,648.00	261,675,803.00	175,176,828.00	0.00	436,852,631.00	77.61
17	Hilihang Rural Municipality, Panchthar	332,704,222.00	193,301,454.00	0.00	526,005,676.00	271,308,086.42	126,267,642.79	0.00	397,575,729.21	75.58
18	Ilam Municipality, Ilam	556,995,840.00	547,066,545.00	10,000,000.00	1,116,062,385.00	511,665,315.06	425,191,880.91	10,000,000.00	946,857,195.97	84.84
19	Deumai Municipality, Ilam	494,325,500.00	425,004,500.00	0.00	919,330,000.00	409,893,141.48	206,104,690.62	0.00	615,997,832.10	67.01
20	Mai Municipality, Ilam	373,970,604.00	317,632,664.00	0.00	691,603,268.00	301,729,831.00	225,020,634.00	0.00	526,750,465.00	76.16
21	Shuryodaya Municipality, Ilam	699,721,279.00	684,387,521.00	0.00	1,384,108,800.00	522,049,867.61	330,542,015.90	0.00	852,591,883.51	61.60
22	chulachuli Rural Municipality, Ilam	273,525,477.49	199,002,000.20	0.00	472,527,477.69	229,580,904.29	122,689,046.70	0.00	352,269,950.99	74.55
23	phakphokthum Rural Municipality, Ilam	434,202,768.00	191,453,429.00	0.00	625,656,197.00	377,545,246.03	150,500,660.85	0.00	528,045,906.88	84.40
24	maigokmai Rural Municipality, Ilam	364,054,246.22	194,361,000.00	0.00	558,415,246.22	293,263,141.54	130,963,268.88	0.00	424,226,410.42	75.97
25	Mangsebung Rural Municipality, Ilam	314,337,337.93	180,187,325.00	0.00	494,524,662.93	266,920,825.17	131,506,318.44	0.00	398,427,143.61	80.57
26	Rong Rural Municipality, Ilam	327,072,520.06	231,681,666.83	0.00	558,754,186.89	280,763,340.46	196,902,735.68	0.00	477,666,076.14	85.49
27	Sandakpur Rural Municipality, Ilam	250,239,490.00	208,060,000.00	0.00	458,299,490.00	212,092,699.29	155,303,249.95	0.00	367,395,949.24	80.17
28	KHANDWARI Municipality, Sankhuwasava	480,159,634.00	315,112,635.00	0.00	795,272,269.00	436,614,423.17	248,891,889.96	0.00	685,506,313.13	86.20

Government of Nepal
Ministry of Finance
Financial Controller General Office
Statement of Expenditure of Local Government
Fiscal Year: 2078/79

S.N.	Local Level	Budget				Expenditure				Expenditure Percentage
		Recurrent	Capital	Financing	Total	Recurrent	Capital	Financing	Total	
29	CHAINPUR Municipality, Sankhuwasava	435,071,145.72	283,840,126.00	0.00	718,911,271.72	381,633,255.58	241,549,544.00	0.00	623,182,799.58	86.68
30	DHARMADEVI Municipality, Sankhuwasava	339,444,871.00	204,937,169.00	0.00	544,382,040.00	287,708,267.32	182,318,582.00	0.00	470,026,849.32	86.34
31	PANCHKHAPAN Municipality, Sankhuwasava	326,329,897.94	192,802,053.93	0.00	519,131,951.87	284,357,922.38	154,953,838.00	0.00	439,311,760.38	84.62
32	MADI Municipality, Sankhuwasava	301,094,383.00	225,133,597.00	0.00	526,227,980.00	251,875,450.50	182,081,418.00	0.00	433,956,868.50	82.47
33	CHICHILA Rural Municipality, Sankhuwasava	178,593,760.00	95,432,800.00	0.00	274,026,560.00	146,153,876.00	85,364,689.00	0.00	231,518,565.00	84.49
34	BHOTHOLA Rural Municipality, Sankhuwasava	212,720,652.00	65,257,558.87	0.00	277,978,210.87	174,574,875.00	45,371,228.00	0.00	219,946,103.00	79.12
35	MAKALU Rural Municipality, Sankhuwasava	292,578,493.00	198,610,143.40	0.00	491,188,636.40	216,747,164.00	132,642,746.00	0.00	349,389,910.00	71.13
36	SABHAPOKHARI Rural Municipality, Sankhuwasava	223,256,465.00	235,476,761.00	0.00	458,733,226.00	176,704,245.00	132,012,459.00	0.00	308,716,704.00	67.30
37	SILICHONG Rural Municipality, Sankhuwasava	242,878,264.00	185,880,761.07	0.00	428,759,025.07	196,819,024.00	113,852,812.00	0.00	310,671,836.00	72.46
38	MYANGLUNG Municipality, Ternathum	266,765,000.00	271,947,000.00	0.00	538,712,000.00	245,900,241.00	213,442,651.05	0.00	459,342,892.05	85.27
39	LALIGURANS Municipality, Ternathum	293,062,978.93	211,562,339.00	0.00	504,625,317.93	242,573,252.14	148,586,256.88	0.00	391,159,509.02	77.51
40	AATHRAI Rural Municipality, Ternathum	519,361,459.74	247,801,923.00	0.00	767,163,382.74	425,041,577.94	136,480,774.00	0.00	561,522,351.94	73.19
41	CHATHAR Rural Municipality, Ternathum	327,572,000.00	146,639,582.00	0.00	474,211,582.00	276,058,653.78	107,141,561.00	0.00	383,200,214.78	80.81
42	PHEDAP Rural Municipality, Ternathum	320,348,710.00	104,766,000.00	0.00	425,114,710.00	282,981,089.36	92,388,448.00	0.00	375,369,517.36	88.30
43	MENCHAYAYEM Rural Municipality, Ternathum	204,802,336.00	104,387,020.00	0.00	309,189,356.00	181,312,736.00	77,489,066.00	0.00	258,801,802.00	83.70
44	Dhankuta Municipality, Dhankuta	455,317,989.00	331,267,011.00	1,500,000.00	788,085,000.00	417,718,538.16	239,605,671.00	150,000.00	658,824,209.16	83.60
45	Pakriwas Municipality, Dhankuta	350,210,723.30	172,233,824.70	0.00	522,444,548.00	268,659,089.92	128,986,027.42	0.00	397,645,117.34	76.11
46	Mahalaxmi Municipality, Dhankuta	454,630,198.00	200,178,769.54	0.00	654,808,967.54	407,588,660.72	164,257,320.14	0.00	571,845,980.86	87.33
47	Khalicha chintang sahidbhumi Rural Municipality, Dhankuta	308,246,380.00	216,115,310.00	0.00	524,361,690.00	267,721,722.08	162,454,515.00	0.00	430,176,237.08	82.04
48	CHAUBISE Rural Municipality, Dhankuta	361,836,880.00	180,286,000.00	0.00	542,122,880.00	302,368,240.44	132,309,925.00	0.00	434,678,165.44	80.18
49	Chalthar jorpati Rural Municipality, Dhankuta	309,316,870.00	166,509,053.00	0.00	475,825,923.00	268,612,853.00	132,457,559.00	0.00	401,070,412.00	84.29
50	Sagunigadi Rural Municipality, Dhankuta	358,109,000.00	138,986,400.00	0.00	497,085,400.00	285,332,768.79	97,864,805.75	0.00	383,197,574.54	77.09
51	BHOJIPUR Municipality, Bhojpur	426,823,855.98	213,127,796.00	0.00	639,951,651.98	382,788,675.32	171,828,949.93	0.00	554,617,625.25	86.67
52	SHADANAND Municipality, Bhojpur	444,547,788.76	274,225,849.00	0.00	718,773,637.76	400,543,339.80	212,264,989.00	0.00	612,808,328.80	85.26
53	ARUN Rural Municipality, Bhojpur	363,628,520.00	150,275,989.00	0.00	513,904,509.00	310,377,345.52	118,386,964.50	0.00	428,764,310.02	83.43
54	AAMCHOK Rural Municipality, Bhojpur	315,064,675.00	124,952,774.00	0.00	440,017,449.00	255,723,991.00	71,796,308.00	0.00	327,520,299.00	74.43
55	TYAMKEMAIYUM Rural Municipality, Bhojpur	327,849,360.00	185,855,000.00	60,000.00	513,764,360.00	272,472,111.00	150,733,685.00	0.00	423,205,796.00	82.37
56	PAUWADUNGMA Rural Municipality, Bhojpur	265,377,566.38	146,884,220.00	0.00	412,261,786.38	231,202,302.00	133,406,170.00	0.00	364,608,472.00	88.44

Government of Nepal
Ministry of Finance
Financial Comptroller General Office
Statement of Expenditure of Local Government
Fiscal Year: 2078/79

S.N.	Local Level	Budget			Expenditure			Expenditure Percentage		
		Recurrent	Capital	Financing	Total	Recurrent	Capital		Financing	Total
57	RAMPRASADRAI Rural Municipality, Bhojpur	417,592,162.49	154,250,593.00	0.00	571,842,755.49	348,192,929.80	102,508,647.02	0.00	450,701,576.82	78.82
58	SALPASILOCHO Rural Municipality, Bhojpur	253,216,187.31	124,449,018.00	0.00	377,665,205.31	224,314,340.70	95,608,135.00	0.00	319,922,475.70	84.71
59	HATUWAGADI Rural Municipality, Bhojpur	353,664,580.50	185,672,000.00	0.00	539,336,580.50	279,538,959.50	98,472,437.00	0.00	378,011,396.50	70.09
60	Diktel Rupakot Majhuwagadhi Municipality, Khotang	662,281,743.30	417,786,332.00	0.00	1,080,068,075.30	616,189,431.53	350,743,618.00	0.00	966,933,049.53	89.53
61	halasituwangchung Municipality, Khotang	416,864,550.00	307,904,450.00	0.00	724,769,000.00	392,332,376.07	251,236,184.00	0.00	643,568,560.07	88.80
62	aisekharika Rural Municipality, Khotang	303,894,900.00	196,586,000.00	5,000,000.00	505,480,900.00	246,559,819.91	133,871,716.23	0.00	380,431,536.14	75.26
63	kopaligadi Rural Municipality, Khotang	308,429,959.96	173,184,511.99	0.00	481,614,471.95	264,632,327.95	148,419,297.71	0.00	413,051,625.66	85.76
64	kotehang Rural Municipality, Khotang	410,125,579.93	228,088,608.63	0.00	638,214,188.56	345,478,728.37	181,648,292.97	0.00	527,127,021.34	82.59
65	jantechunga Rural Municipality, Khotang	260,533,470.00	177,666,800.00	0.00	438,200,270.00	213,872,345.00	120,551,542.00	0.00	334,423,887.00	76.32
66	Diprung Chuichumma Rural Municipality, Khotang	301,169,000.00	360,211,118.80	0.00	661,380,118.80	257,778,748.70	275,178,505.14	0.00	532,957,253.84	80.58
67	baharapokhari Rural Municipality, Khotang	246,792,110.00	141,354,000.00	0.00	388,146,110.00	207,589,735.44	121,376,394.65	0.00	328,966,130.09	84.75
68	Rawa Besi Rural Municipality, Khotang	251,918,276.28	182,433,090.00	0.00	434,351,366.28	220,443,178.00	145,621,484.00	0.00	366,064,662.00	84.28
69	sakela Rural Municipality, Khotang	214,192,301.15	156,491,808.85	0.00	370,684,110.00	191,782,942.26	108,663,097.78	0.00	300,446,040.04	81.05
70	soludhukunda Municipality, Solukhumbu	388,428,994.63	276,873,579.00	0.00	665,302,573.63	342,966,666.69	200,292,615.00	0.00	543,259,281.69	81.66
71	khumbu pasanghamu Rural Municipality, Solukhumbu	255,536,320.00	196,536,680.00	0.00	452,073,000.00	196,487,555.45	148,962,420.00	0.00	345,449,975.45	76.41
72	Maapaya dudhkoshi Rural Municipality, Solukhumbu	198,173,351.00	194,487,088.34	0.00	392,660,439.34	186,286,751.26	176,550,754.34	0.00	362,837,505.60	92.40
73	dudhkaushika Rural Municipality, Solukhumbu	397,384,720.80	206,986,056.02	0.00	604,370,776.82	369,178,767.27	179,850,437.79	0.00	549,029,205.06	90.84
74	Nechasalyan Rural Municipality, Solukhumbu	279,787,000.00	253,439,000.00	0.00	533,226,000.00	248,649,267.00	176,311,059.00	0.00	424,960,326.00	79.70
75	mahakulung Rural Municipality, Solukhumbu	226,595,114.00	146,721,419.07	0.00	373,316,533.07	166,367,183.00	109,880,842.00	0.00	276,248,025.00	74.00
76	likhu pike Rural Municipality, Solukhumbu	185,738,440.00	97,660,548.00	0.00	283,398,988.00	138,810,376.19	51,483,827.52	0.00	190,294,203.71	67.15
77	solang Rural Municipality, Solukhumbu	217,866,000.00	178,815,124.00	0.00	396,681,124.00	173,335,395.28	132,419,815.00	0.00	305,755,210.28	77.08
78	Siddhi Charan Municipality, Okhaldhunga	472,474,300.00	287,126,050.00	0.00	759,600,350.00	402,792,159.06	205,842,477.00	0.00	608,634,636.06	80.13
79	khijidamba Rural Municipality, Okhaldhunga	256,031,785.00	147,697,215.00	0.00	403,729,000.00	240,000,776.00	127,371,089.00	0.00	367,371,865.00	90.99
80	champsadevi Rural Municipality, Okhaldhunga	265,823,010.00	206,913,000.00	0.00	472,736,010.00	238,216,650.90	142,074,838.00	0.00	380,291,488.90	80.44
81	chinssugadi Rural Municipality, Okhaldhunga	329,180,407.00	134,747,000.00	0.00	463,927,407.00	298,235,391.91	115,352,709.00	0.00	413,588,100.91	89.15
82	manebhangyang Rural Municipality, Okhaldhunga	322,655,716.29	253,454,000.00	0.00	576,109,716.29	256,501,253.30	162,133,881.21	0.00	418,635,134.51	72.67
83	molung Rural Municipality, Okhaldhunga	370,350,003.00	150,835,000.00	0.00	521,185,003.00	298,883,013.93	93,030,535.71	0.00	391,913,549.64	75.20
84	lekhu Rural Municipality, Okhaldhunga	252,233,710.00	179,066,054.10	0.00	431,299,764.10	226,053,465.42	144,298,579.70	0.00	370,352,045.12	85.87

Government of Nepal
Ministry of Finance
Financial Comptroller General Office
Statement of Expenditure of Local Government
Fiscal Year: 2078/79

S.N.	Local Level	Budget				Expenditure				Expenditure Percentage
		Recurrent	Capital	Financing	Total	Recurrent	Capital	Financing	Total	
85	sunkoshi Rural Municipality, Okhaldhunga	335,529,000.00	210,536,500.00	0.00	546,065,500.00	295,479,281.84	170,288,707.33	0.00	465,767,989.17	85.30
86	kataari Municipality, Udayapur	560,109,924.00	244,540,640.05	0.00	804,650,564.05	520,681,219.12	202,931,739.00	0.00	723,612,958.12	89.93
87	Chaudandigadhi Municipality, Udayapur	574,800,935.00	264,734,498.00	0.00	839,535,433.00	486,321,345.53	196,816,009.00	0.00	683,137,354.53	81.37
88	tryuga Municipality, Udayapur	804,058,000.00	480,138,450.00	175,000.00	1,284,371,450.00	700,693,686.86	301,071,115.00	0.00	1,001,764,801.86	78.00
89	belka Municipality, Udayapur	461,391,223.00	306,719,295.00	0.00	768,110,518.00	401,905,433.30	201,743,900.84	0.00	603,649,334.14	78.59
90	udayougadi Rural Municipality, Udayapur	415,267,190.00	254,528,203.00	0.00	669,795,393.00	331,691,839.31	210,509,045.11	0.00	542,200,884.42	80.95
91	tamli Rural Municipality, Udayapur	232,527,000.00	153,534,060.00	0.00	386,061,060.00	217,759,905.97	140,870,322.16	0.00	358,630,228.13	92.89
92	rautaarni Rural Municipality, Udayapur	342,025,002.00	263,996,368.00	0.00	606,021,370.00	300,066,137.34	168,785,809.00	0.00	468,851,946.34	77.37
93	sunkoshi Rural Municipality, Udayapur	243,506,337.00	206,380,623.00	0.00	449,886,960.00	195,191,266.33	164,809,586.63	0.00	360,000,852.96	80.02
94	Aarjundahara Municipality, Jhapa	512,915,149.00	492,284,042.61	4,000,000.00	1,009,199,191.61	427,676,616.38	354,548,212.34	400,000.00	786,224,828.72	77.91
95	Kankai Municipality, Jhapa	336,332,810.00	538,068,610.00	0.00	874,401,420.00	316,740,733.10	327,804,309.72	0.00	644,545,042.82	73.71
96	Gaurigunji Municipality, Jhapa	450,164,975.00	360,736,329.00	0.00	810,901,304.00	370,796,314.93	296,295,932.19	0.00	667,092,247.12	82.27
97	Damak Municipality, Jhapa	847,964,058.00	721,588,869.00	0.00	1,569,552,927.00	629,180,026.25	649,161,715.48	0.00	1,278,341,741.73	81.45
98	Biratamod Municipality, Jhapa	575,131,239.91	698,577,051.00	0.00	1,273,708,290.91	478,688,778.41	461,692,736.16	0.00	940,361,514.57	73.83
99	Bhadrapur Municipality, Jhapa	502,223,200.00	548,551,710.00	1,500,000.00	1,052,274,910.00	413,730,892.55	322,760,470.13	104,9291.25	737,540,653.93	70.09
100	Mechhinagar Municipality, Jhapa	774,507,909.37	947,152,611.80	0.00	1,721,660,521.17	642,590,929.12	680,809,512.54	0.00	1,323,400,441.66	76.87
101	Shivshatashi Municipality, Jhapa	568,682,800.00	428,745,568.00	0.00	987,428,368.00	470,694,508.40	319,385,988.65	0.00	790,080,497.05	80.01
102	Kachankawal Rural Municipality, Jhapa	321,141,550.00	295,450,422.00	0.00	616,591,972.00	284,727,829.38	222,021,684.70	0.00	506,749,514.08	82.19
103	kamal Rural Municipality, Jhapa	415,321,000.00	422,126,206.38	0.00	837,447,206.38	355,462,119.00	341,298,327.00	0.00	696,760,446.00	83.20
104	Gauradaha Rural Municipality, Jhapa	330,588,118.96	259,191,519.00	0.00	589,779,637.96	288,780,150.88	208,880,339.25	0.00	497,660,490.13	84.38
105	Jhapa Rural Municipality, Jhapa	312,475,526.00	279,326,068.43	0.00	591,801,594.43	268,056,259.25	217,970,705.00	0.00	486,026,964.25	82.13
106	baradarshi Rural Municipality, Jhapa	300,705,000.00	275,981,115.00	0.00	576,686,115.00	266,586,808.40	190,610,928.49	0.00	457,197,736.89	79.28
107	Buddhashanti Rural Municipality, Jhapa	367,940,340.00	236,811,826.00	0.00	604,752,166.00	324,487,227.44	184,410,545.19	0.00	508,897,772.63	84.15
108	Haldibari Rural Municipality, Jhapa	297,001,068.00	193,615,635.37	0.00	490,616,703.37	269,979,328.19	171,004,205.78	0.00	440,983,533.97	89.88
109	Biratnagar Metropolitan, Morang	1,682,768,432.00	2,588,171,068.00	0.00	4,270,939,500.00	1,232,749,264.54	1,024,745,705.54	0.00	2,257,494,970.08	52.86
110	Urlebani Municipality, Morang	511,504,812.60	485,738,918.40	0.00	997,243,731.00	396,904,162.30	297,421,830.52	0.00	694,325,992.82	69.62
111	Shanishahre Municipality, Morang	526,536,296.35	430,693,862.00	0.00	957,230,158.35	452,366,059.31	309,714,420.24	0.00	762,080,479.55	79.61
112	Belbari Municipality, Morang	593,343,000.00	590,380,567.15	0.00	1,183,723,567.15	516,855,024.28	425,765,383.48	0.00	942,620,407.76	79.63

Government of Nepal
Ministry of Finance
Financial Comptroller General Office
Statement of Expenditure of Local Government
Fiscal Year: 2078/79

S.N.	Local Level	Budget			Expenditure			Expenditure Percentage		
		Recurrent	Capital	Financing	Total	Recurrent	Capital		Financing	Total
113	Rangeli Municipality, Morang	479,655,892.00	499,115,239.00	0.00	977,771,131.00	407,994,001.00	370,301,955.00	0.00	778,295,956.00	79.60
114	Ratuwamai Municipality, Morang	508,223,479.01	499,342,007.00	0.00	1,007,565,486.01	445,348,842.39	334,033,082.79	0.00	779,381,925.18	77.35
115	Letang Municipality, Morang	412,231,500.00	529,407,500.00	0.00	941,639,000.00	344,116,197.93	354,435,546.00	0.00	698,551,743.93	74.18
116	Sunwarshi Municipality, Morang	421,514,313.74	328,344,130.00	0.00	749,858,443.74	335,228,528.89	228,530,147.23	0.00	563,758,676.12	75.18
117	Sundar haraicha Municipality, Morang	806,439,572.00	996,777,927.00	0.00	1,803,217,499.00	637,782,586.24	501,543,716.40	0.00	1,139,326,302.64	63.18
118	Katahari Rural Municipality, Morang	305,447,745.00	301,457,086.00	0.00	606,904,831.00	257,427,239.48	254,063,015.00	0.00	511,490,254.48	84.28
119	kanepokhari Rural Municipality, Morang	380,100,575.00	328,222,685.00	0.00	708,323,260.00	326,585,873.59	239,242,150.50	0.00	565,828,024.09	79.88
120	Kerabari Rural Municipality, Morang	376,910,000.00	365,231,000.00	0.00	742,141,000.00	310,685,701.17	236,681,139.58	0.00	547,366,840.75	73.76
121	Gramthan Rural Municipality, Morang	392,561,464.27	208,207,606.73	0.00	600,769,071.00	341,701,707.08	130,969,802.62	0.00	472,671,509.70	78.68
122	Jahadaa Rural Municipality, Morang	355,865,408.00	249,256,238.00	0.00	605,121,646.00	305,005,054.92	182,447,410.00	0.00	487,452,464.92	80.55
123	Dhanpalthan Rural Municipality, Morang	438,943,576.91	361,701,000.00	0.00	800,644,576.91	351,570,786.43	221,933,923.27	0.00	573,504,709.70	71.63
124	Budiganga Rural Municipality, Morang	407,815,611.00	290,064,681.00	0.00	697,880,292.00	333,842,085.97	229,019,198.82	0.00	562,861,284.79	80.65
125	Miklajung Rural Municipality, Morang	333,345,160.00	418,249,000.00	0.00	751,594,160.00	284,856,448.38	245,856,585.00	0.00	530,713,013.38	70.61
126	Ilahari Sub-metropolitan, Sunsari	994,350,900.00	1,425,717,100.00	0.00	2,420,068,000.00	844,482,880.48	942,530,628.57	0.00	1,787,013,509.05	73.84
127	Dharan Sub-metropolitan, Sunsari	1,016,949,137.00	1,033,036,238.00	31,000,000.00	2,080,985,375.00	817,349,342.23	661,291,812.27	309,13791.77	1,509,554,946.27	72.54
128	Inarwa Municipality, Sunsari	675,170,897.30	485,180,960.73	0.00	1,160,351,858.03	504,979,032.40	206,785,183.23	0.00	711,764,215.63	61.34
129	Duhawi Municipality, Sunsari	518,883,842.00	308,180,295.60	0.00	827,064,137.60	420,050,878.49	237,733,266.22	0.00	657,784,144.71	79.53
130	Baraha Municipality, Sunsari	522,437,000.00	605,671,500.00	0.00	1,128,108,500.00	465,442,621.69	402,904,198.94	0.00	868,346,820.63	76.97
131	Ramdhuri Municipality, Sunsari	456,563,050.00	336,411,124.00	0.00	792,974,174.00	334,015,814.39	223,649,154.16	0.00	557,664,968.55	70.33
132	Koshi Rural Municipality, Sunsari	342,692,874.00	196,512,208.00	0.00	539,205,082.00	294,790,885.94	142,451,517.95	0.00	437,242,403.89	81.09
133	Gadhi Rural Municipality, Sunsari	288,432,800.00	207,923,223.30	0.00	496,356,023.30	253,425,915.48	172,919,629.68	0.00	426,345,545.16	85.90
134	Dewangunj Rural Municipality, Sunsari	354,646,746.00	308,596,211.21	0.00	663,242,957.21	258,864,036.35	210,772,667.83	0.00	469,636,704.18	70.81
135	Barju Rural Municipality, Sunsari	358,070,651.00	168,463,000.00	0.00	526,533,651.00	300,491,999.83	112,836,974.25	0.00	413,328,974.08	78.50
136	Bhokraha Rural Municipality, Sunsari	307,403,883.00	191,644,712.00	0.00	499,048,595.00	252,716,014.49	135,532,041.00	0.00	388,248,055.49	77.80
137	Harinagar Rural Municipality, Sunsari	330,472,983.00	285,010,612.51	0.00	615,483,595.51	284,446,095.80	232,249,364.02	0.00	516,695,459.82	83.95
138	KANCHANRUP Municipality, Saptari	579,752,878.44	229,224,858.00	0.00	808,977,736.44	451,482,119.86	123,515,207.91	0.00	574,997,327.77	71.08
139	khadak Municipality, Saptari	507,536,937.74	262,109,464.58	0.00	769,646,402.32	441,861,733.05	183,125,246.44	0.00	624,986,979.49	81.20
140	deknesworini Municipality, Saptari	464,265,719.00	344,981,600.00	0.00	809,247,319.00	374,191,538.30	259,097,634.38	0.00	633,289,172.68	78.26

Government of Nepal
Ministry of Finance
Financial Controller General Office
Statement of Expenditure of Local Government
Fiscal Year: 2078/79

S.N.	Local Level	Budget			Expenditure			Expenditure Percentage		
		Recurrent	Capital	Financing	Total	Recurrent	Capital		Financing	Total
141	bodebarsign Municipality, Saptari	481,928,753.00	260,565,000.00	0.00	742,493,753.00	372,733,739.36	211,976,230.23	0.00	584,709,969.59	78.75
142	rajbiraj Municipality, Saptari	580,263,451.00	518,134,300.00	0.00	1,098,397,751.00	519,068,322.25	314,684,015.26	0.00	833,752,337.51	75.91
143	shambhunath Municipality, Saptari	348,873,724.71	214,780,532.00	0.00	563,654,256.71	299,935,721.51	146,402,931.46	0.00	446,338,652.97	79.19
144	saptakoshi Municipality, Saptari	316,820,091.77	161,358,279.00	0.00	478,178,370.77	262,099,122.05	110,962,529.70	0.00	373,061,651.75	78.02
145	surunga Municipality, Saptari	447,719,635.00	215,340,538.00	0.00	663,060,173.00	366,474,393.05	131,908,863.48	0.00	498,383,256.53	75.16
146	hanuamagar kaankalini Municipality, Saptari	408,024,060.27	255,273,000.00	0.00	663,297,060.27	311,038,017.75	122,254,220.67	0.00	433,292,238.42	65.32
147	Agnisair krishnasbaran Rural Municipality, Saptari	356,033,925.96	193,864,000.00	0.00	549,897,925.96	290,158,878.12	122,996,386.00	0.00	413,155,264.12	75.13
148	chhinmasta Rural Municipality, Saptari	420,238,718.07	387,747,675.00	0.00	807,986,393.07	272,844,015.42	95,986,110.57	0.00	368,830,125.99	45.65
149	tirahu Rural Municipality, Saptari	286,070,319.93	347,134,747.58	32,000.00	633,237,067.51	212,172,239.61	143,606,799.84	0.00	355,779,039.45	56.18
150	tilati kollaadi Rural Municipality, Saptari	287,438,135.87	281,010,320.00	0.00	568,448,455.87	228,583,290.60	162,634,661.22	0.00	391,217,951.82	68.82
151	balan-vihul Rural Municipality, Saptari	229,638,680.00	178,400,000.00	0.00	408,038,680.00	208,673,312.42	162,162,714.50	0.00	370,836,026.92	90.88
152	Bismupur Rural Municipality, Saptari	320,515,983.54	168,667,305.06	0.00	489,183,288.60	260,465,934.36	91,376,321.87	0.00	351,842,256.23	71.92
153	Rajgadh Rural Municipality, Saptari	343,364,516.00	222,826,441.00	0.00	566,190,957.00	315,755,366.13	165,204,384.59	0.00	480,959,750.72	84.95
154	Mahadewa Rural Municipality, Saptari	284,809,094.17	140,931,839.00	0.00	425,740,933.17	238,335,619.91	118,092,231.63	0.00	356,427,851.54	83.72
155	Rupeni Rural Municipality, Saptari	393,510,774.19	188,956,039.00	0.00	582,466,813.19	318,302,862.24	146,573,582.00	0.00	464,876,444.24	79.81
156	Karnjhaa Municipality, Siraha	298,118,825.38	275,317,124.25	0.00	573,435,949.63	250,009,278.05	195,905,813.00	0.00	445,915,091.05	77.76
157	Kalyanpur Municipality, Siraha	453,497,303.19	321,281,931.72	0.00	774,779,234.91	313,045,704.92	150,655,269.33	0.00	463,700,974.25	59.85
158	Golabazar Municipality, Siraha	522,282,119.04	524,494,410.00	0.00	1,046,776,529.04	473,467,748.64	388,437,790.31	0.00	861,905,538.95	82.34
159	Dhangadhimaai Municipality, Siraha	477,801,935.39	369,682,959.00	0.00	847,484,894.39	365,514,338.14	198,275,409.30	0.00	563,789,747.44	66.53
160	Mechaiya Municipality, Siraha	484,063,000.00	348,305,541.51	0.00	832,368,541.51	394,356,379.46	301,909,919.58	0.00	696,266,299.04	83.65
161	Lahan Municipality, Siraha	827,557,500.00	1,204,489,358.15	1,000,500.00	2,033,047,358.15	522,608,591.37	361,862,159.79	0.00	884,470,751.16	43.50
162	Siraha Municipality, Siraha	798,806,710.00	419,645,239.00	0.00	1,218,451,949.00	634,101,088.12	263,389,872.00	0.00	897,490,960.12	73.66
163	Sukhipur Municipality, Siraha	330,893,000.00	230,064,857.50	0.00	560,957,857.50	287,224,340.88	181,873,009.00	0.00	469,097,349.88	83.62
164	Arnama Rural Municipality, Siraha	302,216,000.00	252,399,934.97	0.00	554,615,934.97	216,512,296.87	182,101,948.45	0.00	398,614,245.32	71.87
165	Aurahi Rural Municipality, Siraha	290,630,077.00	231,674,923.00	0.00	522,305,000.00	213,976,091.31	157,482,854.00	0.00	371,458,945.31	71.12
166	Naraha Rural Municipality, Siraha	265,969,568.00	244,293,024.00	0.00	510,262,592.00	220,250,122.68	198,680,343.00	0.00	418,930,465.68	82.10
167	Nawarajpur Rural Municipality, Siraha	255,362,600.00	169,700,430.00	0.00	425,063,030.00	129,275,849.34	143,517,252.00	0.00	272,793,101.34	64.18
168	Bariyarpatti Rural Municipality, Siraha	275,914,595.10	325,913,827.00	300,000.00	602,128,422.10	243,024,843.81	240,298,219.79	0.00	483,323,063.60	80.27

Government of Nepal
Ministry of Finance
Financial Comptroller General Office
Statement of Expenditure of Local Government
Fiscal Year: 2078/79

S.N.	Local Level	Budget			Expenditure			Expenditure Percentage		
		Recurrent	Capital	Financing	Total	Recurrent	Capital		Financing	Total
169	Bishnupur Rural Municipality, Siraha	207,737,000.00	191,715,000.00	0.00	399,452,000.00	168,098,845.10	138,700,764.61	0.00	306,799,609.71	76.81
170	Bhagwanpur Rural Municipality, Siraha	222,971,000.00	298,836,304.00	0.00	521,807,304.00	183,485,008.20	186,445,014.00	0.00	369,930,022.20	70.89
171	Iaxmipur Rural Municipality, Siraha	264,447,000.00	222,883,133.00	0.00	487,330,133.00	213,371,478.32	126,441,616.60	0.00	339,813,094.92	69.73
172	Rakhuwanankarkatty Rural Municipality, Siraha	224,105,000.00	189,916,238.50	0.00	414,021,238.50	178,924,856.00	156,907,418.00	0.00	335,832,274.00	81.11
173	Janakpurdham Sub-metropolitan, Dhanusha	1,027,215,000.00	606,675,000.00	0.00	1,633,890,000.00	812,110,115.07	350,572,253.60	0.00	1,162,682,368.67	71.16
174	Kamala Municipality, Dhanusha	316,479,187.66	238,196,537.19	0.00	554,675,724.85	261,040,154.91	167,650,280.00	0.00	428,690,434.91	77.29
175	Chirshwarnath Municipality, Dhanusha	319,595,382.00	309,819,243.00	0.00	629,414,625.00	262,675,014.00	172,651,758.00	0.00	435,326,772.00	69.16
176	Ganeshman Charnath Municipality, Dhanusha	339,973,476.00	399,707,654.10	300,000.00	739,981,130.10	275,588,627.55	326,336,133.56	0.00	601,924,761.11	81.34
177	Dhanusadham Municipality, Dhanusha	408,847,197.36	360,913,821.06	0.00	769,761,018.42	308,359,421.19	289,162,631.00	0.00	597,522,052.19	77.62
178	Nagaraien Municipality, Dhanusha	362,711,758.32	264,498,873.00	450,000.00	627,660,631.32	235,586,894.31	36,313,593.07	0.00	271,900,487.38	43.32
179	Mithila Municipality, Dhanusha	463,625,384.21	323,110,000.00	0.00	786,735,384.21	362,996,575.35	211,631,893.46	0.00	574,628,468.81	73.04
180	Bideha Municipality, Dhanusha	301,361,300.00	242,888,700.00	0.00	544,250,000.00	242,087,039.30	173,438,062.00	0.00	415,525,101.30	76.35
181	Sahidnagar Municipality, Dhanusha	423,575,000.00	218,454,000.00	0.00	642,029,000.00	335,468,574.00	133,694,510.00	0.00	469,163,084.00	73.08
182	Sabaila Municipality, Dhanusha	429,623,000.00	395,759,000.00	0.00	825,382,000.00	288,549,256.71	176,432,877.10	0.00	464,982,133.81	56.34
183	Hanspur Municipality, Dhanusha	365,613,567.20	323,042,000.00	0.00	688,655,567.20	296,749,180.00	107,626,184.00	0.00	404,375,364.00	58.72
184	Aaurahi Rural Municipality, Dhanusha	245,305,000.00	243,184,190.70	0.00	488,489,190.70	218,956,388.75	221,484,683.66	0.00	440,441,072.41	90.16
185	Janakmandini Rural Municipality, Dhanusha	336,551,421.20	211,627,996.00	0.00	548,179,417.20	205,674,167.82	139,051,568.00	0.00	344,725,735.82	62.89
186	Dhanauji Rural Municipality, Dhanusha	240,462,000.00	208,765,203.00	0.00	449,227,203.00	178,112,265.40	85,990,085.00	0.00	264,102,350.40	58.79
187	Bateshwar Rural Municipality, Dhanusha	288,914,204.00	302,249,796.00	0.00	591,164,000.00	229,075,781.00	193,554,817.00	0.00	422,630,598.00	71.49
188	Mithila Bihari Municipality, Dhanusha	344,629,140.00	226,597,908.00	0.00	571,227,048.00	234,724,759.60	63,484,083.00	0.00	298,208,842.60	52.20
189	Mukhiyapatti Rural Municipality, Dhanusha	246,064,682.60	284,585,000.00	0.00	530,649,682.60	155,128,026.16	91,706,105.00	0.00	246,834,131.16	46.52
190	Iaxmiya Rural Municipality, Dhanusha	295,505,948.00	155,224,052.00	0.00	450,730,000.00	252,700,850.00	112,693,370.00	0.00	365,394,220.00	81.07
191	Gaushala Municipality, Mahottari	503,567,953.00	508,576,158.00	0.00	1,012,144,111.00	369,271,226.63	368,067,662.86	0.00	737,338,889.49	72.85
192	Jaleshwar Municipality, Mahottari	488,866,000.00	365,567,414.00	0.00	854,433,414.00	426,193,530.59	266,456,702.00	0.00	692,650,232.59	81.07
193	Bardibas Municipality, Mahottari	576,585,000.00	1,036,081,649.84	0.00	1,612,666,649.84	477,121,917.21	390,970,126.54	0.00	868,092,043.75	53.83
194	Balawa Municipality, Mahottari	390,988,557.00	285,329,000.00	0.00	676,327,557.00	308,889,318.97	195,017,096.01	0.00	503,906,414.98	74.51
195	Bhangaha Municipality, Mahottari	303,066,000.00	255,117,334.00	0.00	558,183,334.00	244,682,328.78	215,633,611.00	0.00	460,315,939.78	82.47
196	Maitihani Municipality, Mahottari	342,606,000.00	206,432,300.00	0.00	549,038,300.00	194,810,859.92	182,089,063.88	0.00	376,899,923.80	68.65

Government of Nepal
Ministry of Finance
Financial Comptroller General Office
Statement of Expenditure of Local Government
Fiscal Year: 2078/79

S.N.	Local Level	Budget				Expenditure				Expenditure Percentage
		Recurrent	Capital	Financing	Total	Recurrent	Capital	Financing	Total	
197	Manara Shisawa Municipality, Mahottari	411,463,217.14	284,101,000.00	0.00	695,564,217.14	320,415,539.72	187,375,124.07	0.00	507,790,663.79	73.00
198	rangopalpur Municipality, Mahottari	320,432,764.20	237,088,650.40	0.00	557,521,414.60	287,678,838.71	216,391,311.83	0.00	504,070,150.54	90.41
199	loharpatti Municipality, Mahottari	410,228,292.00	244,129,117.00	0.00	654,357,409.00	344,231,176.64	174,303,859.00	0.00	518,535,035.64	79.24
200	ekdara Rural Municipality, Mahottari	255,239,000.00	328,869,000.00	0.00	584,108,000.00	203,324,908.06	194,961,514.00	0.00	398,286,422.06	68.19
201	aaurahi Municipality, Mahottari	294,792,567.54	303,744,930.00	0.00	598,537,497.54	236,211,910.05	201,454,410.00	0.00	437,666,320.05	73.12
202	pipara Rural Municipality, Mahottari	369,557,000.00	302,977,000.00	0.00	672,534,000.00	263,760,914.67	124,399,377.00	0.00	388,160,291.67	57.72
203	mahottari Rural Municipality, Mahottari	257,697,000.00	196,304,520.00	0.00	454,001,520.00	213,826,344.16	171,217,079.73	0.00	385,043,423.89	84.81
204	saamsi Rural Municipality, Mahottari	271,334,000.00	201,845,000.00	0.00	473,179,000.00	199,097,717.60	123,624,136.83	0.00	322,721,854.43	68.20
205	sonama Rural Municipality, Mahottari	368,358,000.00	319,045,000.00	0.00	687,403,000.00	257,923,630.39	191,752,214.00	0.00	449,675,844.39	65.42
206	Ishwarpur Municipality, Sarlahi	455,488,437.59	546,449,181.74	0.00	1,001,937,619.33	343,425,852.72	303,114,055.08	0.00	646,539,907.80	64.53
207	Kabilashi Municipality, Sarlahi	385,146,783.00	229,137,246.29	0.00	614,284,029.29	296,471,022.76	129,557,511.95	0.00	426,028,534.71	69.35
208	Godaita Municipality, Sarlahi	402,048,768.00	246,053,716.18	0.00	648,102,484.18	335,695,080.28	214,407,885.00	0.00	550,102,965.28	84.88
209	Barhathawa Municipality, Sarlahi	581,090,471.38	475,385,989.00	0.00	1,056,476,460.38	507,212,762.65	297,768,260.46	0.00	804,981,023.11	76.19
210	Baira Municipality, Sarlahi	371,780,309.16	246,602,114.00	0.00	618,382,423.16	272,338,559.80	174,193,634.00	0.00	446,532,193.80	72.21
211	Bagmati Municipality, Sarlahi	290,874,049.86	595,789,889.80	0.00	886,663,939.66	282,604,692.70	531,025,016.00	0.00	813,629,708.70	91.76
212	Malangwa Municipality, Sarlahi	445,696,897.15	178,603,000.00	0.00	624,299,897.15	367,358,017.82	132,450,479.20	0.00	499,808,497.02	80.06
213	Lalbandi Municipality, Sarlahi	498,604,030.00	605,697,938.00	0.00	1,104,301,968.00	430,574,437.43	369,825,491.27	0.00	800,399,928.70	72.48
214	Haripurba Municipality, Sarlahi	378,788,620.03	264,514,797.63	0.00	643,303,417.66	278,557,823.99	158,968,098.77	0.00	437,525,922.76	68.01
215	Haripur Municipality, Sarlahi	341,267,253.40	368,860,452.00	0.00	710,127,705.40	271,448,155.46	245,307,576.80	0.00	516,755,732.26	72.77
216	Hariban Municipality, Sarlahi	507,839,581.50	572,761,462.50	1,000,000.00	1,081,601,044.00	385,587,517.40	369,449,107.51	0.00	755,036,624.91	69.81
217	Kaudena Rural Municipality, Sarlahi	244,269,802.00	210,342,198.00	0.00	454,612,000.00	208,422,138.41	167,722,872.19	0.00	376,145,010.60	82.74
218	Chakraghata Rural Municipality, Sarlahi	250,695,000.00	486,077,312.00	0.00	736,772,312.00	195,342,706.54	197,019,940.07	0.00	392,362,646.61	53.25
219	Chandranagar Rural Municipality, Sarlahi	276,956,500.00	329,575,000.00	0.00	606,531,500.00	209,767,401.11	177,970,123.21	0.00	387,737,524.32	63.93
220	Dhankaul Rural Municipality, Sarlahi	273,012,000.00	162,488,000.00	0.00	435,500,000.00	233,739,538.33	143,485,155.46	0.00	377,224,693.79	86.62
221	Parsa Rural Municipality, Sarlahi	229,929,643.99	174,716,500.00	0.00	404,646,143.99	174,507,146.09	157,696,988.80	0.00	332,204,114.89	82.10
222	Basbariya Rural Municipality, Sarlahi	200,333,424.80	214,999,000.00	0.00	415,332,424.80	152,004,566.26	124,506,800.11	0.00	276,511,366.37	66.58
223	Brahmapuri Rural Municipality, Sarlahi	248,606,000.00	191,871,652.00	0.00	440,477,652.00	174,217,338.00	156,554,803.00	0.00	330,772,141.00	75.09
224	Ramnagar Rural Municipality, Sarlahi	231,319,276.86	135,699,005.40	0.00	367,018,282.26	197,576,949.30	118,229,430.00	0.00	315,806,379.30	86.05

Government of Nepal
Ministry of Finance
Financial Comptroller General Office
Statement of Expenditure of Local Government
Fiscal Year: 2078/79

S.N.	Local Level	Budget			Expenditure			Expenditure Percentage		
		Recurrent	Capital	Financing	Total	Recurrent	Capital		Financing	Total
225	Bishnu Rural Municipality, Sarlahi	214,281,100.00	205,460,000.00	0.00	419,741,100.00	175,311,015.00	117,377,116.00	0.00	292,688,131.00	69.73
226	Isnath Municipality, Rautahat	292,475,000.00	168,755,780.00	0.00	461,230,780.00	255,577,099.82	160,440,493.63	0.00	416,017,593.45	90.20
227	Kathariya Municipality, Rautahat	317,029,659.53	241,075,754.68	0.00	558,105,414.21	270,137,343.89	184,671,777.45	0.00	454,809,121.34	81.49
228	Gadimai Municipality, Rautahat	351,268,865.00	227,219,000.00	0.00	578,487,865.00	309,484,589.12	216,867,802.45	0.00	526,352,391.57	90.99
229	Guruda Municipality, Rautahat	438,176,936.79	244,271,386.00	0.00	682,448,322.79	371,918,102.75	192,730,288.00	0.00	564,648,390.75	82.74
230	Gujara Municipality, Rautahat	433,523,931.56	296,156,310.00	0.00	729,680,241.56	321,635,130.50	257,269,954.72	0.00	578,905,085.22	79.34
231	Gaur Municipality, Rautahat	360,780,096.00	230,882,942.00	4,000,000.00	595,663,038.00	295,844,408.38	198,125,703.57	4,000,000.00	497,970,111.95	83.60
232	Chandrapur Municipality, Rautahat	695,691,376.53	859,452,940.00	0.00	1,555,144,316.53	544,475,919.36	354,973,837.74	0.00	899,449,757.10	57.84
233	Dewahi Gonah Municipality, Rautahat	304,876,556.12	235,434,383.00	0.00	540,310,939.12	272,353,531.31	194,556,456.00	0.00	466,909,987.31	86.42
234	Paroha Municipality, Rautahat	326,318,472.40	234,992,324.00	0.00	561,310,796.40	284,647,903.80	192,785,119.82	0.00	477,433,023.62	85.06
235	Phatuwajipur Municipality, Rautahat	346,101,940.00	158,730,000.00	0.00	504,831,940.00	305,946,662.75	147,451,967.59	0.00	453,398,630.34	89.81
236	Birndawan Municipality, Rautahat	395,878,970.30	286,126,598.00	0.00	682,005,568.30	319,026,605.14	236,679,384.02	0.00	555,705,989.16	81.48
237	Baudhimai Municipality, Rautahat	275,457,112.30	180,594,582.00	0.00	456,051,694.30	227,996,355.31	164,969,510.82	0.00	392,965,866.13	86.17
238	Madhavarayan Municipality, Rautahat	288,531,234.64	206,409,000.00	0.00	494,940,234.64	275,109,414.36	196,180,878.00	0.00	471,290,292.36	95.22
239	Maulapur Municipality, Rautahat	254,526,688.87	167,309,000.00	0.00	421,835,688.87	236,218,865.96	164,324,903.31	0.00	400,543,769.27	94.95
240	Rajlewi Municipality, Rautahat	337,577,971.81	248,925,900.00	0.00	586,503,871.81	307,889,768.16	186,447,802.96	0.00	494,337,571.12	84.29
241	DurgaBhagwati Rural Municipality, Rautahat	286,682,848.00	183,872,222.00	0.00	470,555,070.00	247,154,915.25	145,979,991.66	0.00	393,134,906.91	83.55
242	Yamunamai Rural Municipality, Rautahat	237,254,528.79	187,230,000.00	0.00	424,484,528.79	208,590,360.54	170,977,886.36	0.00	379,568,246.90	89.42
243	Rajpur Municipality, Rautahat	275,405,500.00	199,948,996.00	0.00	475,354,496.00	252,026,432.23	165,631,614.00	0.00	417,658,046.23	87.86
244	kalya Sub-metropolitan, Bara	801,661,920.00	1,140,520,500.00	0.00	1,942,182,420.00	729,201,992.61	656,835,909.21	0.00	1,386,037,901.82	71.36
245	Shimara Jeepur Sub-metropolitan, Bara	1,181,563,607.00	1,552,321,865.00	0.00	2,733,885,472.00	746,738,070.69	688,093,790.92	0.00	1,444,831,861.61	52.85
246	Kolhawi Municipality, Bara	348,969,000.00	426,470,000.00	0.00	775,439,000.00	311,203,093.12	293,316,357.56	0.00	604,519,450.68	77.96
247	Nijud Municipality, Bara	540,475,405.00	624,152,595.00	0.00	1,164,628,000.00	452,048,138.75	355,505,960.00	0.00	807,554,098.75	69.34
248	Pacharauta Municipality, Bara	388,553,485.00	172,422,673.00	0.00	560,976,158.00	250,188,753.12	103,715,927.00	0.00	353,904,680.12	63.09
249	Mahagadi Municipality, Bara	502,317,725.26	269,738,645.00	0.00	772,056,370.26	430,216,700.05	170,684,774.00	0.00	600,901,474.05	77.83
250	Simrayngadi Municipality, Bara	375,313,252.00	187,050,379.56	0.00	562,363,631.56	351,797,645.10	140,874,119.57	0.00	492,671,764.67	87.61
251	Aadarsha kotwal Rural Municipality, Bara	277,770,487.93	336,766,944.47	0.00	614,537,432.40	217,754,978.89	227,742,263.91	0.00	445,497,242.80	72.49
252	karayimai Rural Municipality, Bara	295,304,714.94	196,302,290.10	0.00	491,607,005.04	280,685,477.77	154,206,864.00	0.00	434,892,341.77	88.46

Government of Nepal
Ministry of Finance
Financial Comptroller General Office
Statement of Expenditure of Local Government
Fiscal Year: 2078/79

S.N.	Local Level	Budget				Expenditure				Expenditure Percentage
		Recurrent	Capital	Financing	Total	Recurrent	Capital	Financing	Total	
253	Dewatal Rural Municipality, Bara	232,686,028.48	184,671,000.00	0.00	417,357,028.48	202,328,538.90	144,218,973.00	0.00	346,547,511.90	83.03
254	Paranipur Rural Municipality, Bara	186,511,000.00	257,924,997.50	0.00	444,435,997.50	148,299,814.14	126,225,194.00	0.00	274,525,008.14	61.77
255	Prasauni Rural Municipality, Bara	264,816,042.30	251,516,010.00	0.00	516,332,052.30	203,718,907.34	129,153,684.00	0.00	332,872,591.34	64.47
256	Phela Rural Municipality, Bara	261,625,394.00	185,001,885.00	0.00	446,627,279.00	230,673,839.44	143,507,074.00	0.00	374,180,913.44	83.78
257	Baragadi Rural Municipality, Bara	248,571,672.00	183,392,342.88	0.00	431,964,014.88	179,706,670.93	144,447,035.00	0.00	324,153,705.93	75.04
258	Bishrampur Rural Municipality, Bara	222,926,445.00	164,606,492.00	0.00	387,532,937.00	186,211,732.92	127,202,963.00	0.00	313,414,695.92	80.87
259	Shubama Rural Municipality, Bara	290,615,983.12	196,349,916.80	0.00	486,965,899.92	245,551,530.33	149,890,739.29	0.00	395,442,269.62	81.21
260	Birjung Metropolitan, Parsa	2,124,945,178.00	1,884,152,822.00	36,829,000.00	4,045,927,000.00	1,677,854,220.23	919,066,208.42	186,883,004.44	2,615,588,759.09	64.65
261	Parshagadi Municipality, Parsa	456,522,518.30	334,512,000.00	250,000.00	791,284,518.30	368,351,823.25	180,866,956.70	0.00	549,218,779.95	69.41
262	Pokhariya Municipality, Parsa	368,585,531.66	190,396,278.71	0.00	548,981,810.37	293,251,910.79	103,792,112.09	0.00	397,044,022.88	72.32
263	Bahudarmai Municipality, Parsa	278,463,000.00	407,734,013.89	0.00	686,197,013.89	231,988,037.54	194,697,599.59	0.00	426,685,637.13	62.18
264	Kalikamai Rural Municipality, Parsa	262,965,669.88	161,382,000.00	0.00	424,347,669.88	235,062,597.54	141,330,299.00	0.00	376,392,896.54	88.70
265	Chhipaharmai Rural Municipality, Parsa	233,728,000.00	126,212,000.00	0.00	359,940,000.00	212,421,889.72	108,385,433.50	0.00	320,807,323.22	89.13
266	Jegamathpur Rural Municipality, Parsa	349,682,754.20	312,813,123.00	2,900,000.00	665,395,877.20	311,853,677.04	171,366,852.00	0.00	483,220,529.04	72.62
267	Jirabhawani Rural Municipality, Parsa	266,465,001.00	180,733,000.00	0.00	447,198,001.00	223,759,123.78	147,400,656.16	0.00	371,159,779.94	83.00
268	Thori Rural Municipality, Parsa	309,941,516.00	166,953,115.00	0.00	475,894,631.00	272,696,563.83	125,188,809.00	0.00	397,885,372.83	83.61
269	Dhobini Rural Municipality, Parsa	213,852,605.00	145,200,000.00	0.00	359,052,605.00	181,835,045.04	105,872,766.00	0.00	287,707,811.04	80.13
270	Pakeaha Mainpur Rural Municipality, Parsa	206,003,000.00	227,176,000.00	0.00	433,179,000.00	171,405,453.32	185,067,199.92	0.00	356,472,653.24	82.29
271	Patewa Shugauli Rural Municipality, Parsa	288,636,334.00	184,255,000.00	0.00	472,891,334.00	244,513,265.20	132,523,459.00	0.00	377,036,724.20	79.73
272	Bindabashini Rural Municipality, Parsa	311,563,886.40	181,192,000.00	0.00	492,755,886.40	265,492,319.10	133,204,037.59	0.00	398,696,356.69	80.91
273	Shakhuwa Prasauni Rural Municipality, Parsa	346,360,765.01	283,515,930.07	0.00	628,876,695.08	298,596,821.35	223,365,667.88	0.00	521,962,489.23	83.00
274	Jiri Municipality, Dolakha	344,431,000.00	274,909,540.00	0.00	619,340,540.00	282,500,167.21	197,580,228.78	0.00	480,080,395.99	77.51
275	Bhimeswor Municipality, Dolakha	458,417,500.00	488,952,678.00	1,500,000.00	948,870,178.00	419,588,816.00	415,730,638.12	945,128.00	836,264,582.12	88.13
276	Kalinchok Rural Municipality, Dolakha	492,835,000.00	225,856,000.00	0.00	718,691,000.00	415,866,633.83	143,682,963.00	0.00	559,529,596.83	77.85
277	Gaurisahnkar Rural Municipality, Dolakha	358,589,212.08	250,314,360.00	0.00	608,903,572.08	306,629,879.69	185,819,351.00	0.00	492,449,230.69	80.87
278	Tamakoshi Rural Municipality, Dolakha	426,967,500.00	412,757,900.00	0.00	839,725,400.00	331,458,799.64	253,996,113.57	0.00	585,454,913.21	69.72
279	Melung Rural Municipality, Dolakha	331,671,786.00	303,758,030.00	0.00	635,429,816.00	274,473,854.33	170,975,923.72	0.00	445,449,778.05	70.10
280	Bigu Rural Municipality, Dolakha	332,553,000.00	276,180,000.00	4,000,000.00	612,733,000.00	273,945,600.00	158,820,288.00	0.00	432,765,888.00	70.63

Government of Nepal
Ministry of Finance
Financial Comptroller General Office
Statement of Expenditure of Local Government
Fiscal Year: 2078/79

S. N.	Local Level	Budget				Expenditure				Expenditure Percentage
		Recurrent	Capital	Financing	Total	Recurrent	Capital	Financing	Total	
281	Baiteshwor Rural Municipality, Dolakha	326,811,701.68	197,764,000.00	0.00	524,575,701.68	301,139,147.00	165,636,135.00	0.00	466,775,282.00	88.98
282	Shailung Rural Municipality, Dolakha	324,463,000.00	274,405,000.00	0.00	598,868,000.00	257,292,278.20	202,890,242.00	0.00	460,182,520.20	76.84
283	Manthali Municipality, Ramechhap	546,853,000.00	551,053,136.00	0.00	1,097,906,136.00	493,714,509.60	401,464,296.81	0.00	895,178,806.41	81.54
284	Ramechhap Municipality, Ramechhap	431,938,652.22	282,163,090.19	0.00	714,101,742.41	401,971,561.13	230,210,586.17	0.00	632,182,147.30	88.53
285	umakunda Rural Municipality, Ramechhap	367,412,000.00	308,304,970.00	0.00	675,716,970.00	330,204,241.04	239,667,895.12	0.00	569,872,136.16	84.34
286	Khatadevi Rural Municipality, Ramechhap	384,241,766.25	321,064,244.72	0.00	705,306,010.97	345,566,902.14	231,448,330.56	0.00	577,015,232.70	81.81
287	Gokulganga Rural Municipality, Ramechhap	298,988,000.00	387,646,600.00	0.00	686,634,600.00	273,315,172.45	335,448,648.22	0.00	608,763,820.67	88.66
288	Doramba Rural Municipality, Ramechhap	351,462,286.20	230,713,525.00	300,000.00	582,475,811.20	261,744,078.00	163,392,546.00	0.00	425,136,624.00	72.99
289	Likhu Tamakoshi Rural Municipality, Ramechhap	357,065,244.00	364,481,000.00	0.00	721,546,244.00	303,178,383.99	100,291,592.60	0.00	403,469,976.59	55.92
290	Sunapati Rural Municipality, Ramechhap	338,799,000.00	228,482,492.78	0.00	567,281,492.78	283,762,145.68	164,022,520.12	0.00	447,784,665.80	78.94
291	Karnaimai Municipality, Sindhuli	831,586,110.00	404,463,290.61	0.00	1,236,049,400.61	747,675,385.32	309,784,338.12	0.00	1,057,459,723.44	85.55
292	Dudhaili Municipality, Sindhuli	684,982,226.00	417,924,846.98	0.00	1,102,907,072.98	616,413,497.96	354,230,812.00	0.00	970,644,309.96	88.01
293	Golanjor Rural Municipality, Sindhuli	371,613,500.96	129,770,844.78	0.00	501,384,345.74	321,817,504.00	86,251,015.00	0.00	408,068,519.00	81.39
294	???????? Rural Municipality, Sindhuli	294,469,519.00	235,837,794.00	0.00	530,307,313.00	207,838,210.89	130,449,771.97	0.00	338,287,982.86	63.79
295	???????? Rural Municipality, Sindhuli	592,288,540.00	201,563,000.00	50,000.00	793,901,540.00	491,604,737.87	132,286,642.48	0.00	623,891,380.35	78.59
296	Phikal Rural Municipality, Sindhuli	328,374,488.16	168,290,523.06	0.00	496,665,011.22	313,152,933.00	150,679,982.00	0.00	463,832,915.00	93.39
297	Marin Rural Municipality, Sindhuli	373,586,000.00	254,261,000.00	0.00	627,847,000.00	322,671,876.88	196,161,809.80	0.00	518,833,686.68	82.64
298	Sunkoshi Rural Municipality, Sindhuli	387,774,658.00	153,173,975.00	0.00	540,948,633.00	329,713,484.00	101,291,533.00	0.00	431,005,017.00	79.68
299	Hartharpurgadi Rural Municipality, Sindhuli	347,058,489.00	243,609,608.00	0.00	590,668,097.00	277,797,424.12	195,133,590.00	0.00	472,931,014.12	80.07
300	Dhulikhel Municipality, Kavrepalanchowk	519,601,543.00	511,292,733.00	1,500,000.00	1,032,394,276.00	456,437,103.43	374,037,960.76	149,999.25	831,975,063.44	80.59
301	Nomabuddha Municipality, Kavrepalanchowk	429,776,119.00	325,583,542.00	0.00	755,359,661.00	366,150,078.52	278,277,090.52	0.00	644,427,169.04	85.31
302	Panauti Municipality, Kavrepalanchowk	818,203,000.00	1,188,854,200.00	3,000,000.00	2,010,057,200.00	601,281,091.99	661,348,737.00	300,000.00	1,265,629,828.99	62.96
303	Panchakhal Municipality, Kavrepalanchowk	439,427,000.00	554,377,578.00	0.00	993,804,578.00	355,759,623.95	288,949,269.36	0.00	644,708,893.31	64.87
304	Bnepa Municipality, Kavrepalanchowk	707,979,000.00	744,582,000.00	23,600,000.00	1,476,161,000.00	542,322,271.78	444,923,270.06	22,800,995.65	1,010,046,537.49	68.42
305	Madandeupur Municipality, Kavrepalanchowk	549,658,590.00	669,786,117.00	0.00	1,219,444,707.00	414,365,819.40	356,266,803.00	0.00	770,632,622.40	63.20
306	Khanikhola Rural Municipality, Kavrepalanchowk	365,286,398.00	187,373,000.00	0.00	552,659,398.00	316,837,101.34	102,378,081.00	0.00	419,215,182.34	75.85
307	Chauridaurahi Rural Municipality, Kavrepalanchowk	408,398,784.22	228,874,000.00	0.00	637,272,784.22	350,584,360.54	161,945,103.13	0.00	512,529,463.67	80.43
308	temal Rural Municipality, Kavrepalanchowk	330,478,851.64	207,899,356.00	0.00	538,378,207.64	290,227,411.86	155,362,316.00	0.00	445,589,727.86	82.77

Government of Nepal
Ministry of Finance
Financial Controller General Office
Statement of Expenditure of Local Government
Fiscal Year: 2078/79

S.N.	Local Level	Budget				Expenditure				Expenditure Percentage
		Recurrent	Capital	Financing	Total	Recurrent	Capital	Financing	Total	
309	Bethanchowk Rural Municipality, Kavrepalanchowk	338,459,894.48	244,393,085.52	0.00	582,852,980.00	285,085,343.59	209,722,607.00	0.00	494,807,950.59	84.89
310	Bhumlu Rural Municipality, Kavrepalanchowk	456,713,000.00	353,900,000.00	0.00	810,613,000.00	336,982,917.56	213,329,203.86	0.00	550,312,121.42	67.89
311	Mahabharat Rural Municipality, Kavrepalanchowk	308,802,000.00	293,520,000.00	0.00	602,322,000.00	210,948,882.00	178,302,033.00	0.00	389,250,915.00	64.63
312	Rosi Rural Municipality, Kavrepalanchowk	443,750,070.00	279,857,152.00	0.00	723,607,222.00	370,843,430.11	198,552,823.08	0.00	569,396,253.19	78.69
313	Chulara Municipality, Sidhupalchowk	765,036,102.48	432,714,100.00	0.00	1,197,750,202.48	704,930,519.95	382,362,600.00	0.00	1,087,293,119.95	90.78
314	Melumchi Municipality, Sidhupalchowk	834,797,470.04	686,880,581.54	0.00	1,521,678,051.58	635,794,054.38	372,336,057.00	0.00	1,008,130,111.38	66.25
315	Barabise Municipality, Sidhupalchowk	417,780,300.00	213,891,160.00	0.00	631,671,460.00	368,338,409.96	167,746,038.29	0.00	536,084,448.25	84.87
316	Indrawati Rural Municipality, Sidhupalchowk	416,688,000.00	425,445,000.00	0.00	842,133,000.00	340,208,797.00	320,054,306.00	0.00	660,263,103.00	78.40
317	Jugal Rural Municipality, Sidhupalchowk	358,187,182.00	342,630,083.02	0.00	700,817,265.02	250,741,984.74	163,469,108.75	0.00	414,211,093.49	59.10
318	Tripurashwori Rural Municipality, Sidhupalchowk	305,663,149.75	180,080,000.00	0.00	485,743,149.75	233,712,930.50	136,035,872.78	0.00	369,748,803.28	76.12
319	panchpokhari Rural Municipality, Sidhupalchowk	385,243,761.32	226,402,651.00	0.00	611,646,412.32	331,077,564.56	193,213,179.37	0.00	524,290,743.93	85.72
320	Balephi Rural Municipality, Sidhupalchowk	304,285,733.20	255,876,000.00	0.00	560,161,733.20	263,977,169.40	147,782,741.00	0.00	411,759,910.40	73.51
321	Bhotekoshi Rural Municipality, Sidhupalchowk	306,437,778.88	329,533,500.00	0.00	635,971,278.88	211,860,286.08	266,236,196.00	0.00	478,096,482.08	75.18
322	Lishankhu Rural Municipality, Sidhupalchowk	274,763,834.00	248,344,130.00	0.00	523,107,964.00	212,307,873.74	131,407,543.00	0.00	343,715,416.74	65.71
323	sunkoshi Rural Municipality, Sidhupalchowk	328,881,617.17	164,533,725.56	0.00	493,415,342.73	296,943,442.80	148,206,702.00	0.00	445,150,144.80	90.22
324	Helambu Rural Municipality, Sidhupalchowk	243,782,000.00	262,061,310.00	0.00	505,843,310.00	211,612,218.87	166,653,462.63	0.00	377,265,681.50	74.58
325	Uttargaya Rural Municipality, Rasuwa	238,168,058.80	135,506,000.00	0.00	373,674,058.80	192,170,047.26	112,523,784.12	0.00	304,693,831.38	81.54
326	Jegannath Rural Municipality, Rasuwa	238,190,962.64	150,519,670.00	0.00	388,710,632.64	212,228,518.06	101,030,445.02	0.00	313,258,963.08	80.59
327	GOSAAIKUNDA Rural Municipality, Rasuwa	227,051,669.34	175,564,044.00	0.00	402,615,713.34	158,589,131.00	138,517,596.00	0.00	297,086,727.00	73.79
328	NAUKUNDA Rural Municipality, Rasuwa	285,910,737.91	163,780,000.00	0.00	449,690,737.91	229,730,558.57	106,264,342.00	0.00	335,994,900.57	74.72
329	Aamachhodimgmo Rural Municipality, Rasuwa	181,236,425.00	149,537,000.00	0.00	330,773,425.00	130,758,477.00	94,137,182.00	0.00	224,895,659.00	67.99
330	Belkot Gadhi Municipality, Nuwakot	722,779,000.00	534,218,700.00	0.00	1,256,997,700.00	526,944,889.06	383,371,194.00	0.00	910,316,083.06	72.42
331	Bidur Municipality, Nuwakot	670,406,200.00	741,831,000.00	0.00	1,412,237,200.00	539,311,062.62	396,458,488.47	0.00	935,769,551.09	66.26
332	Kakani Rural Municipality, Nuwakot	396,111,876.00	259,126,847.00	0.00	655,238,723.00	351,451,833.86	181,210,546.17	0.00	532,662,380.03	81.29
333	Kispang Rural Municipality, Nuwakot	235,485,000.00	233,192,000.00	0.00	468,677,000.00	188,464,300.64	154,308,947.00	0.00	342,773,247.64	73.14
334	Tadi Rural Municipality, Nuwakot	286,876,539.00	166,581,000.00	0.00	453,457,539.00	263,072,587.88	134,085,603.09	0.00	397,158,190.97	87.58
335	Tarakeswor Rural Municipality, Nuwakot	285,901,409.79	116,531,590.21	0.00	402,433,000.00	255,170,418.14	67,273,758.91	0.00	322,444,177.05	80.12
336	Dupcheswor Rural Municipality, Nuwakot	306,367,448.58	314,705,000.00	0.00	621,072,448.58	265,054,136.21	180,103,131.63	0.00	445,157,267.84	71.68

Government of Nepal
Ministry of Finance
Financial Comptroller General Office
Statement of Expenditure of Local Government
Fiscal Year: 2078/79

S.N.	Local Level	Budget				Expenditure				Expenditure Percentage
		Recurrent	Capital	Financing	Total	Recurrent	Capital	Financing	Total	
337	Panchakanya Rural Municipality, Nuwakot	287,323,480.00	213,363,000.00	0.00	500,686,480.00	259,361,242.33	162,219,803.00	0.00	421,581,045.33	84.20
338	Meghang Rural Municipality, Nuwakot	294,686,145.05	181,283,852.00	0.00	475,969,997.05	250,650,991.32	142,204,639.73	0.00	392,855,631.05	82.54
339	Likhu Rural Municipality, Nuwakot	252,906,000.00	232,395,803.00	0.00	485,301,803.00	227,413,691.10	176,867,307.14	0.00	404,280,998.24	83.31
340	Shibapuri Rural Municipality, Nuwakot	353,313,000.00	224,877,000.00	0.00	578,190,000.00	316,607,528.80	162,679,232.00	0.00	479,286,760.80	82.89
341	Surya Gadh Rural Municipality, Nuwakot	228,702,323.00	163,821,384.00	1,800,000.00	394,323,707.00	190,764,531.19	130,249,887.30	0.00	321,014,418.49	81.41
342	Dhuni Besi Municipality, Dhading	403,415,309.10	452,257,585.93	0.00	855,672,895.03	346,735,737.33	315,162,878.31	0.00	661,898,615.64	77.35
343	Niakantha Municipality, Dhading	744,507,664.00	454,198,763.31	0.00	1,198,706,427.31	598,378,117.47	276,884,546.23	0.00	875,262,663.70	73.02
344	Khanyabas Rural Municipality, Dhading	285,575,767.10	237,566,000.00	0.00	523,141,767.10	243,599,925.97	166,907,817.00	0.00	410,507,742.97	78.47
345	Gangajumuna Rural Municipality, Dhading	363,925,020.00	289,038,958.00	0.00	652,963,978.00	306,301,156.20	246,987,650.00	0.00	553,288,806.20	84.73
346	Gajuri Rural Municipality, Dhading	405,599,430.00	414,111,000.00	700,000.00	820,410,430.00	351,435,148.99	201,350,965.00	0.00	552,786,113.99	67.38
347	Galchhi Rural Municipality, Dhading	429,162,883.99	444,299,089.66	0.00	873,461,973.65	347,974,715.97	292,078,026.00	0.00	640,052,741.97	73.28
348	Jawalumkhi Rural Municipality, Dhading	355,093,520.00	227,821,678.24	0.00	582,915,198.24	310,094,902.33	185,704,196.16	0.00	495,799,098.49	85.06
349	Tripurashwori Rural Municipality, Dhading	341,050,975.00	313,100,900.92	0.00	654,151,875.92	311,723,732.67	205,357,526.69	0.00	517,081,259.36	79.05
350	Thakre Rural Municipality, Dhading	476,704,747.00	596,724,000.00	0.00	1,073,428,747.00	393,254,532.27	348,255,181.02	0.00	741,509,713.29	69.08
351	Neirawati Dabajong Rural Municipality, Dhading	285,688,589.24	212,901,211.28	0.00	498,589,800.52	232,811,999.66	136,960,507.80	0.00	369,772,507.46	74.16
352	Benighat Rorang Rural Municipality, Dhading	423,175,457.00	405,167,000.00	0.00	828,342,457.00	340,142,992.58	256,813,747.00	0.00	596,956,739.58	72.07
353	Rubi Valley Rural Municipality, Dhading	205,398,617.00	118,050,861.00	0.00	323,449,478.00	174,237,433.00	101,534,157.00	0.00	275,771,590.00	85.26
354	Shidlekhi Rural Municipality, Dhading	340,963,399.42	324,117,452.59	0.00	665,080,852.01	277,582,582.27	240,563,986.96	0.00	518,146,569.23	77.91
355	Bharapur Metropolitan, Chitawan	2,353,529,113.00	3,196,736,287.00	0.00	5,550,265,400.00	1,817,389,275.30	1,602,151,564.29	0.00	3,419,540,839.59	61.61
356	Kalka Municipality, Chitawan	422,063,000.00	548,343,720.00	0.00	970,396,720.00	362,543,147.82	312,311,228.75	0.00	674,854,376.57	69.54
357	Khairani Municipality, Chitawan	476,185,534.27	712,831,391.08	0.00	1,189,016,925.35	422,070,460.64	517,808,660.26	0.00	939,879,120.90	79.05
358	Maadi Municipality, Chitawan	558,161,142.00	480,579,801.00	0.00	1,038,740,943.00	473,318,020.42	280,112,351.27	0.00	753,430,371.69	72.53
359	Ratnagar Municipality, Chitawan	789,293,384.00	650,833,995.00	0.00	1,440,127,379.00	590,008,906.74	364,837,183.73	0.00	954,846,090.47	66.30
360	Rapti Municipality, Chitawan	650,906,789.00	396,641,676.35	0.00	1,047,548,465.35	535,059,972.62	321,704,585.70	0.00	856,764,558.32	81.79
361	Ichhayamana Rural Municipality, Chitawan	435,858,877.00	399,944,972.00	600,000.00	836,403,849.00	352,508,257.38	212,976,000.51	0.00	565,484,257.89	67.61
362	Helauda Sub-metropolitan, Makawanpur	1,301,782,139.00	1,611,581,861.00	6,000,000.00	2,919,364,000.00	1,115,551,243.03	1,083,706,387.07	5,999,092.22	2,205,256,722.32	75.54
363	Thaha Municipality, Makawanpur	518,021,608.00	518,843,000.00	0.00	1,036,864,608.00	446,998,950.33	369,502,827.00	0.00	816,501,777.33	78.75
364	Indrasarwar Rural Municipality, Makawanpur	240,744,656.00	181,581,724.00	0.00	422,326,380.00	213,464,696.00	115,820,078.00	0.00	329,284,774.00	77.97

Government of Nepal
Ministry of Finance
Financial Controller General Office
Statement of Expenditure of Local Government
Fiscal Year: 2078/79

S.N.	Local Level	Budget				Expenditure				Expenditure Percentage
		Recurrent	Capital	Financing	Total	Recurrent	Capital	Financing	Total	
365	kailash Rural Municipality, Makawanpur	293,513,943.76	246,577,805.17	0.00	540,091,748.93	230,627,048.76	165,302,880.00	0.00	395,929,928.76	73.31
366	Bekaiya Rural Municipality, Makawanpur	474,398,300.00	332,659,700.00	0.00	807,058,000.00	404,020,686.42	200,401,589.51	0.00	604,422,275.93	74.89
367	Bhimphedi Rural Municipality, Makawanpur	357,265,400.00	360,192,940.00	0.00	717,458,340.00	277,083,121.77	242,608,647.53	0.00	519,691,769.30	72.44
368	Makwanpur Rural Municipality, Makawanpur	472,211,795.00	454,070,400.00	0.00	926,282,195.00	329,548,731.22	294,865,594.18	0.00	624,414,325.40	67.41
369	Manahari Rural Municipality, Makawanpur	464,198,285.00	531,639,858.00	0.00	995,838,143.00	326,960,464.26	337,338,379.92	0.00	664,298,844.18	66.71
370	Rakishrang Rural Municipality, Makawanpur	353,763,740.88	262,374,981.00	0.00	616,128,721.88	256,355,637.73	203,180,312.64	0.00	459,535,950.37	74.58
371	Bagmati Rural Municipality, Makawanpur	349,996,000.00	213,600,000.00	0.00	563,596,000.00	302,185,036.95	152,607,027.75	0.00	454,792,064.70	80.69
372	CHANGUNARAYAN Municipality, Bhaktapur	734,558,034.12	1,264,486,750.00	0.00	1,999,044,784.12	597,410,402.00	853,498,897.76	0.00	1,450,909,299.76	72.58
373	BHAKTAPUR Municipality, Bhaktapur	847,805,200.00	786,532,800.00	20,000,000.00	1,654,338,000.00	688,388,979.33	455,728,765.66	20,000,000.00	1,164,117,744.99	70.37
374	MADHYAPUR THIMI Municipality, Bhaktapur	548,288,000.00	1,269,586,000.00	2,500,000.00	1,820,374,000.00	406,043,151.71	524,542,076.00	0.00	930,585,227.71	51.12
375	SURYABINAYAK Municipality, Bhaktapur	740,618,000.00	1,343,874,000.00	0.00	2,084,492,000.00	532,879,673.24	926,929,740.17	0.00	1,459,809,413.41	70.03
376	Lalitpur Metropolitan, Lalitpur	1,586,709,510.00	3,516,188,000.00	0.00	5,102,897,510.00	1,341,796,257.69	1,979,457,786.27	0.00	3,321,254,043.96	65.09
377	GODAWARI Municipality, Lalitpur	971,818,641.00	970,396,033.00	0.00	1,942,214,674.00	738,389,784.32	622,925,899.10	0.00	1,361,295,683.42	70.09
378	MAHALAXMI Municipality, Lalitpur	631,636,116.24	1,708,288,000.00	0.00	2,339,904,116.24	411,655,738.46	753,071,102.74	0.00	1,164,726,841.20	49.78
379	KONJOSOM Rural Municipality, Lalitpur	236,111,000.00	152,897,090.00	0.00	389,008,090.00	193,705,934.56	116,120,382.55	0.00	309,826,317.11	79.65
380	MAHANKAL Rural Municipality, Lalitpur	274,627,729.00	127,122,000.00	0.00	401,749,729.00	239,785,667.04	94,849,711.00	0.00	334,635,378.04	83.29
381	BAGMATI Rural Municipality, Lalitpur	360,168,747.00	206,767,051.00	0.00	566,925,798.00	336,746,747.73	173,274,781.00	0.00	510,021,528.73	89.96
382	KATHMANDU Metropolitan, Kathmandu	6,502,090,000.00	9,656,834,000.00	357,946,000.00	16,516,870,000.00	4,285,834,145.73	2,843,091,209.96	180,000,000.00	7,308,925,355.69	44.25
383	KAGESHWORI MANOHARA Municipality, Kathmandu	568,585,022.00	1,546,817,070.00	0.00	2,115,402,092.00	473,368,917.32	1,160,185,937.87	0.00	1,633,554,855.19	77.22
384	KIRTIPUR Municipality, Kathmandu	646,519,074.77	933,065,491.78	0.00	1,579,584,566.55	514,078,172.18	552,079,023.20	0.00	1,066,157,195.38	67.50
385	GOKARNESHWOR Municipality, Kathmandu	845,038,000.00	1,127,266,000.00	0.00	1,972,304,000.00	736,479,962.04	803,744,059.60	0.00	1,540,224,021.64	78.09
386	CHANDRAGIRI Municipality, Kathmandu	923,445,641.00	1,379,959,721.00	675,000.00	2,304,080,362.00	730,174,466.05	883,591,291.35	0.00	1,613,765,757.40	70.04
387	TOKHA Municipality, Kathmandu	650,202,096.00	1,347,502,904.00	0.00	1,997,705,000.00	489,020,411.01	721,716,088.14	0.00	1,210,736,499.15	60.61
388	TARKESHWOR Municipality, Kathmandu	613,668,000.00	1,918,664,000.00	0.00	2,532,332,000.00	542,002,202.43	1,364,960,051.38	0.00	1,906,962,253.81	75.30
389	DAKSHINKALI Municipality, Kathmandu	504,107,457.00	573,265,912.00	0.00	1,077,373,369.00	410,446,482.50	385,758,563.55	0.00	796,205,046.05	73.90
390	NAAGARJUNG Municipality, Kathmandu	620,346,115.00	1,469,867,618.00	0.00	2,090,213,733.00	504,248,664.68	901,323,138.08	0.00	1,405,571,802.76	67.25
391	BUDHANILKANTHA Municipality, Kathmandu	772,487,000.00	2,236,098,660.00	0.00	3,008,585,660.00	564,861,764.79	1,057,109,287.40	0.00	1,621,971,052.19	53.91
392	SHANKARAPUR Municipality, Kathmandu	558,564,563.51	769,576,000.00	1,000,000.00	1,329,140,563.51	420,633,567.34	402,839,230.21	0.00	823,472,797.55	61.96

Government of Nepal
Ministry of Finance
Financial Comptroller General Office
Statement of Expenditure of Local Government
Fiscal Year: 2078/79

S.N.	Local Level	Budget				Expenditure				Expenditure Percentage
		Recurrent	Capital	Financing	Total	Recurrent	Capital	Financing	Total	
393	Gorkha Municipality, Gorkha	619,115,207.00	500,671,973.00	0.00	1,119,787,180.00	533,432,179.40	385,574,905.92	0.00	919,007,085.32	82.07
394	Palungtar Municipality, Gorkha	587,935,636.00	358,246,000.00	500,000.00	946,681,636.00	470,841,619.00	179,331,272.00	0.00	650,172,891.00	68.68
395	Ajirkot Rural Municipality, Gorkha	305,671,000.00	214,315,000.00	150,000.00	520,136,000.00	223,722,614.57	164,308,980.82	0.00	388,031,595.39	74.60
396	Aarughat Rural Municipality, Gorkha	397,518,731.00	227,700,269.00	0.00	625,219,000.00	341,681,552.00	168,885,667.00	0.00	510,567,219.00	81.66
397	Gandaki Rural Municipality, Gorkha	439,804,727.41	303,270,272.59	0.00	743,075,000.00	389,810,197.37	213,281,862.58	0.00	603,092,059.95	81.16
398	Chumanubri Rural Municipality, Gorkha	300,991,751.10	133,153,635.93	0.00	434,145,387.03	181,026,840.64	85,256,187.47	0.00	266,283,028.11	61.33
399	Darche Rural Municipality, Gorkha	282,292,790.00	198,671,000.00	0.00	480,963,790.00	200,910,785.40	135,387,339.99	0.00	336,298,125.39	69.92
400	Bhimsthapa Rural Municipality, Gorkha	380,395,900.00	284,458,000.00	0.00	664,853,900.00	303,028,352.00	172,895,811.00	0.00	475,924,163.00	71.58
401	Shahid Laxhan Rural Municipality, Gorkha	441,924,701.00	282,608,889.00	0.00	724,533,590.00	386,561,765.12	200,073,836.58	0.00	586,635,601.70	80.97
402	Shiranichwok Rural Municipality, Gorkha	529,761,120.36	341,362,150.00	0.00	871,123,270.36	408,595,629.73	169,147,940.00	0.00	577,743,569.73	66.32
403	Barpak Suliko Rural Municipality, Gorkha	442,620,113.27	228,407,600.00	0.00	671,027,713.27	359,794,414.82	148,953,700.46	0.00	508,748,115.28	75.82
404	BESHESAHAR Municipality, Lamjung	479,307,000.00	278,714,172.44	0.00	758,021,172.44	382,706,863.53	228,979,391.00	0.00	611,686,254.53	80.70
405	MADHYANEPAL Municipality, Lamjung	444,921,310.52	197,240,525.00	0.00	642,161,835.52	402,927,617.23	141,117,996.00	0.00	544,045,613.23	84.72
406	RAINAS Municipality, Lamjung	396,247,204.43	191,664,730.46	0.00	587,911,934.89	328,047,476.69	135,755,870.00	0.00	463,803,346.69	78.89
407	SUNDAR BAZAR Municipality, Lamjung	502,686,100.00	175,046,900.00	0.00	677,733,000.00	418,969,296.72	134,772,656.95	0.00	553,741,953.67	81.71
408	kwaaholisothe Rural Municipality, Lamjung	243,806,517.00	98,391,436.00	0.00	342,197,953.00	196,060,907.05	80,840,740.17	0.00	276,901,647.22	80.92
409	DUDHPOKHARI Rural Municipality, Lamjung	219,455,284.00	135,644,395.85	0.00	355,099,679.85	169,667,238.00	107,237,019.00	0.00	276,904,257.00	77.98
410	DORDI Rural Municipality, Lamjung	335,509,600.00	226,458,400.00	0.00	561,968,000.00	301,510,245.16	150,685,125.46	0.00	452,175,370.62	80.46
411	Marsyangdi Rural Municipality, Lamjung	371,899,000.00	165,875,000.00	0.00	537,774,000.00	336,155,421.14	140,507,507.08	0.00	476,662,928.22	88.64
412	Bhanu Municipality, Tanahun	629,735,178.00	391,234,465.00	0.00	1,020,969,643.00	491,827,363.00	194,613,369.00	0.00	686,440,732.00	67.23
413	Bhimad Municipality, Tanahun	380,371,870.00	262,761,130.00	0.00	643,133,000.00	339,290,544.00	210,984,379.00	0.00	550,274,923.00	85.56
414	Byas Municipality, Tanahun	856,370,000.00	761,058,260.00	0.00	1,617,428,260.00	730,070,334.69	425,819,141.50	0.00	1,155,889,476.19	71.46
415	Shuklegandaki Municipality, Tanahun	588,961,505.98	592,102,093.28	0.00	1,181,063,599.26	485,228,491.20	335,034,895.78	0.00	820,263,386.98	69.45
416	Aabukhairat Rural Municipality, Tanahun	331,928,572.81	317,714,730.00	0.00	649,643,302.81	242,549,193.53	191,143,114.11	0.00	433,692,307.64	66.76
417	Rishing Rural Municipality, Tanahun	317,261,108.00	218,449,000.00	0.00	535,710,108.00	239,327,446.26	116,820,500.13	0.00	356,147,946.39	66.48
418	Ghiring Rural Municipality, Tanahun	242,453,320.00	256,952,680.00	0.00	499,406,000.00	211,289,718.01	141,162,450.20	0.00	352,452,168.21	70.57
419	Dewghat Rural Municipality, Tanahun	327,117,102.09	187,459,897.91	0.00	514,577,000.00	248,732,781.51	74,159,645.02	0.00	322,892,426.53	62.75
420	Bandipur Rural Municipality, Tanahun	313,901,951.74	250,310,012.91	0.00	564,211,964.65	254,666,863.04	97,692,370.00	0.00	352,359,233.04	62.45

Government of Nepal
Ministry of Finance
Financial Comptroller General Office
Statement of Expenditure of Local Government
Fiscal Year: 2078/79

S.N.	Local Level	Budget				Expenditure				Expenditure Percentage
		Recurrent	Capital	Financing	Total	Recurrent	Capital	Financing	Total	
421	Myagde Rural Municipality, Tanahun	298,927,816.00	320,562,456.87	0.00	619,480,272.87	262,562,799.12	172,471,728.19	0.00	435,024,527.31	70.22
422	Pokhara Metropolitan, Kaski	2,944,091,551.00	3,520,007,449.00	0.00	6,464,099,000.00	2,382,117,368.66	1,787,451,430.23	0.00	4,169,568,798.89	64.50
423	Annapurna Rural Municipality, Kaski	392,809,640.00	295,232,000.00	0.00	688,041,640.00	324,900,691.00	218,673,773.00	0.00	543,574,464.00	79.00
424	Machhapuchre Rural Municipality, Kaski	407,666,745.18	258,602,042.16	0.00	664,268,787.34	344,364,537.83	166,088,751.03	0.00	510,453,288.86	76.84
425	Maadi Rural Municipality, Kaski	423,174,624.57	234,489,304.00	0.00	657,663,928.57	335,948,196.44	151,159,037.39	0.00	487,107,233.83	74.07
426	Rupa Rural Municipality, Kaski	319,793,420.00	246,870,893.10	0.00	566,664,313.10	265,082,358.77	93,215,537.50	0.00	358,297,896.27	63.23
427	Chame Rural Municipality, Manang	114,608,873.00	197,776,000.00	0.00	312,384,873.00	76,682,054.77	135,963,549.06	0.00	212,655,603.83	68.07
428	Narpa Bhoomi Rural Municipality, Manang	86,628,000.00	100,050,000.00	0.00	186,678,000.00	44,583,442.97	73,291,690.87	0.00	117,875,133.84	63.14
429	Nashong Rural Municipality, Manang	216,473,655.54	84,369,000.00	0.00	300,842,655.54	148,681,788.13	70,553,930.26	0.00	219,235,718.39	72.87
430	Manang Ngisyang Rural Municipality, Manang	169,449,837.10	139,339,000.00	0.00	308,788,837.10	127,974,869.11	86,200,023.53	0.00	214,174,892.64	69.36
431	GHARPJHON Rural Municipality, Mustang	173,101,950.00	161,256,000.00	0.00	334,357,950.00	133,065,611.56	95,480,810.59	0.00	228,546,422.15	68.35
432	THASANG Rural Municipality, Mustang	211,524,000.00	146,307,626.30	0.00	357,831,626.30	150,430,368.03	95,113,921.00	0.00	245,544,289.03	68.62
433	Lo-Ghekar Demodarkund Rural Municipality, Mustang	107,913,061.00	172,726,666.00	0.00	280,639,727.00	66,735,054.00	99,885,690.00	0.00	166,620,744.00	59.37
434	Baragung Mukti Chhetra Rural Municipality, Mustang	233,220,203.00	148,822,000.00	0.00	382,042,203.00	149,770,001.00	68,893,136.00	0.00	218,663,137.00	57.24
435	LOMTHANG Rural Municipality, Mustang	175,172,227.10	154,459,627.11	0.00	329,631,854.21	123,383,973.63	90,191,357.74	0.00	213,575,331.37	64.79
436	KUSHWA Municipality, Parbat	636,092,695.99	212,573,564.01	0.00	848,666,260.00	600,238,058.51	160,295,104.09	0.00	760,533,162.60	89.62
437	FALEBAS Municipality, Parbat	426,218,000.00	420,165,843.73	0.00	846,383,843.73	387,866,205.15	282,248,662.50	0.00	670,114,867.65	79.17
438	JALJALA Rural Municipality, Parbat	308,978,000.00	179,350,000.00	0.00	488,328,000.00	281,472,717.10	143,586,683.00	0.00	425,069,400.10	87.04
439	PAIYEU Rural Municipality, Parbat	256,012,250.00	243,723,475.00	0.00	499,735,725.00	225,211,930.88	134,443,848.75	0.00	359,655,779.63	71.97
440	MAHASILAA Rural Municipality, Parbat	237,280,789.56	151,086,533.00	0.00	388,367,322.56	195,174,899.07	93,682,194.35	0.00	288,857,093.42	74.38
441	MODI Rural Municipality, Parbat	423,317,000.00	227,452,000.00	0.00	650,769,000.00	363,286,730.23	181,743,765.49	0.00	545,030,495.72	83.75
442	BAACHAA Rural Municipality, Parbat	286,360,847.00	209,059,844.00	0.00	494,420,691.00	229,730,983.78	134,519,540.13	0.00	364,250,523.91	73.67
443	Galyang Municipality, Syangja	503,017,465.00	391,275,435.00	0.00	894,292,900.00	447,934,149.41	240,587,832.00	0.00	688,521,981.41	76.99
444	CHAPAKOT Municipality, Syangja	417,689,000.00	211,281,000.00	0.00	628,970,000.00	356,355,416.64	121,555,564.00	0.00	477,910,980.64	75.98
445	Putalibazar Municipality, Syangja	603,690,910.00	376,721,225.00	0.00	980,412,135.00	543,413,505.32	284,122,371.29	0.00	827,535,876.61	84.41
446	Bhirkot Municipality, Syangja	426,570,000.00	149,274,000.00	0.00	575,844,000.00	367,968,361.79	123,938,378.65	0.00	491,906,740.44	85.42
447	Waling Municipality, Syangja	627,568,021.00	400,293,560.49	0.00	1,027,861,581.49	525,232,010.47	271,794,527.29	0.00	797,026,537.76	77.54
448	Arunchaupari Rural Municipality, Syangja	271,993,000.00	172,424,000.00	0.00	444,417,000.00	222,773,049.85	98,524,081.00	0.00	321,297,130.85	72.30

Government of Nepal
Ministry of Finance
Financial Comptroller General Office
Statement of Expenditure of Local Government
Fiscal Year: 2078/79

S.N.	Local Level	Budget			Expenditure			Expenditure Percentage		
		Recurrent	Capital	Financing	Total	Recurrent	Capital		Financing	Total
449	Aadhikola Rural Municipality, Syangja	328,148,000.00	224,788,000.00	0.00	552,936,000.00	285,136,096.00	195,833,407.00	0.00	480,969,503.00	86.98
450	Kaligandaki Rural Municipality, Syangja	357,150,000.00	291,055,825.89	0.00	648,205,825.89	304,828,876.05	190,365,216.00	0.00	495,194,092.05	76.39
451	Fedikhola Rural Municipality, Syangja	255,788,901.00	163,509,099.00	0.00	419,298,000.00	226,000,079.94	129,370,929.00	0.00	355,371,008.94	84.75
452	Biruwa Rural Municipality, Syangja	304,012,000.00	188,179,000.00	0.00	492,191,000.00	262,520,353.00	146,959,419.00	0.00	409,479,772.00	83.20
453	Harinas Rural Municipality, Syangja	296,830,801.00	161,602,000.00	0.00	458,432,801.00	243,384,138.63	80,161,731.00	0.00	323,545,869.63	70.58
454	Beni Municipality, Myagdi	485,435,082.31	279,179,340.00	0.00	764,614,422.31	428,301,399.50	199,754,769.00	0.00	628,066,168.50	82.14
455	Annapurna Rural Municipality, Myagdi	335,425,000.00	141,902,000.00	0.00	477,327,000.00	257,789,090.97	109,493,685.21	0.00	367,282,776.18	76.95
456	DHAWALAGIRI Rural Municipality, Myagdi	289,175,820.00	178,298,000.00	0.00	467,473,820.00	218,478,001.58	125,879,946.42	0.00	344,357,948.00	73.66
457	MANGALA Rural Municipality, Myagdi	268,826,828.67	181,733,870.62	0.00	450,560,699.29	232,042,459.79	151,507,001.00	0.00	383,549,460.79	85.13
458	MALIKARural Municipality, Myagdi	274,747,000.88	233,714,721.00	0.00	508,461,721.88	216,967,291.59	162,873,460.50	0.00	379,840,752.09	74.70
459	RAGHUGANGA Rural Municipality, Myagdi	316,681,505.00	172,775,700.00	0.00	489,457,205.00	269,636,139.25	116,123,948.61	0.00	385,760,087.86	78.81
460	GALKOT Municipality, Baglung	470,854,374.60	260,462,000.00	0.00	731,316,374.60	436,064,933.17	222,206,864.56	0.00	658,271,797.73	90.01
461	JAIMANI Municipality, Baglung	457,329,000.00	299,648,815.78	0.00	756,977,815.78	404,597,618.13	223,975,994.15	0.00	628,573,612.28	83.04
462	DHORPATAN Municipality, Baglung	361,037,040.00	175,004,000.00	0.00	536,041,040.00	325,307,632.86	159,636,846.00	0.00	484,944,478.86	90.47
463	BAGLUNG Municipality, Baglung	719,522,120.00	474,917,880.00	7,000,000.00	1,201,440,000.00	602,928,868.12	211,106,056.35	3,492,938.44	817,527,862.91	68.05
464	KATHEKHOLA Rural Municipality, Baglung	329,719,000.00	265,044,000.00	0.00	594,763,000.00	304,981,139.00	194,397,270.00	0.00	499,378,409.00	83.96
465	TAMANKHOLA Rural Municipality, Baglung	211,372,150.00	98,020,000.00	0.00	309,392,150.00	170,356,577.90	75,893,568.00	0.00	246,250,145.90	79.59
466	TARAKHOLA Rural Municipality, Baglung	224,779,860.00	175,189,140.00	1,400,000.00	401,369,000.00	190,392,085.00	133,104,254.00	0.00	323,496,339.00	80.60
467	NISHKHOLA Rural Municipality, Baglung	303,937,057.00	244,119,943.00	0.00	548,057,000.00	222,883,350.41	180,869,389.00	0.00	403,752,739.41	73.67
468	BADIGAAD Rural Municipality, Baglung	420,037,000.00	330,873,907.09	0.00	750,910,907.09	366,873,415.94	233,924,672.17	0.00	600,798,088.11	80.01
469	BARENG Rural Municipality, Baglung	259,592,443.00	151,915,311.44	0.00	411,507,754.44	217,223,398.74	122,639,433.79	0.00	339,862,832.53	82.59
470	kawasoti Municipality, Nawalpur	763,806,073.83	565,223,352.00	0.00	1,329,029,425.83	674,647,737.41	389,902,952.67	0.00	1,064,550,690.08	80.10
471	GAIDAKOT Municipality, Nawalpur	625,280,677.00	474,185,388.00	0.00	1,099,466,065.00	503,216,735.09	323,804,052.49	0.00	827,020,787.58	75.22
472	DEVCHULI Municipality, Nawalpur	525,028,000.00	258,045,000.00	0.00	783,073,000.00	433,119,002.84	178,308,126.35	0.00	611,427,129.19	78.08
473	MADHYABINDU Municipality, Nawalpur	565,205,857.90	555,650,965.00	0.00	1,120,856,822.90	462,548,092.35	318,057,402.24	0.00	780,605,494.59	69.64
474	Boudhikali Rural Municipality, Nawalpur	272,731,000.00	206,498,778.09	0.00	479,229,778.09	189,692,170.40	86,463,322.66	0.00	276,155,493.06	57.62
475	Bulingtar Rural Municipality, Nawalpur	318,381,882.00	221,520,000.00	0.00	539,901,882.00	241,662,770.40	164,785,538.42	0.00	406,448,308.82	75.28
476	Binayi tribeni Rural Municipality, Nawalpur	436,086,500.00	399,599,700.00	0.00	829,686,200.00	363,204,207.41	197,197,586.00	0.00	560,401,793.41	67.54

Government of Nepal
Ministry of Finance
Financial Controller General Office
Statement of Expenditure of Local Government
Fiscal Year: 2078/79

S.N.	Local Level	Budget				Expenditure				Expenditure Percentage
		Recurrent	Capital	Financing	Total	Recurrent	Capital	Financing	Total	
477	Hupasekot Rural Municipality, Nawalpur	329,591,584.00	258,782,409.00	0.00	588,373,993.00	283,783,215.50	161,604,423.00	0.00	445,387,638.50	75.70
478	BARDAGHAT Municipality, Nawalparasi	495,544,589.40	427,239,190.60	0.00	922,783,780.00	443,652,121.73	320,135,711.86	0.00	763,787,833.59	82.77
479	Ramgram Municipality, Nawalparasi	535,306,501.95	588,894,357.66	0.00	1,124,200,859.61	418,431,590.76	272,926,486.06	0.00	691,358,076.82	61.50
480	Sunwal Municipality, Nawalparasi	569,094,768.00	787,452,974.00	0.00	1,346,547,742.00	401,816,034.65	419,538,446.80	0.00	821,354,481.45	61.00
481	susia Rural Municipality, Nawalparasi	263,573,795.00	359,323,907.00	141,172.00	623,038,874.00	188,193,845.42	184,852,066.00	0.00	373,045,911.42	59.88
482	Palinandan Rural Municipality, Nawalparasi	334,307,500.00	238,000,000.00	0.00	572,307,500.00	289,189,775.60	169,648,215.87	0.00	458,837,991.47	80.17
483	Pratapur Rural Municipality, Nawalparasi	457,067,147.00	357,739,803.00	0.00	814,796,950.00	360,960,942.13	245,534,826.71	0.00	606,495,768.84	74.44
484	Sarawol Rural Municipality, Nawalparasi	315,325,800.00	274,050,974.61	0.00	589,376,774.61	264,014,927.06	159,934,576.67	0.00	423,949,503.73	71.93
485	Butwal Sub-metropolitan, Rupandehi	1,080,466,640.00	1,654,412,070.00	8,000,000.00	2,742,878,710.00	866,474,634.39	1,294,580,123.51	7,999,999.99	2,169,054,757.89	79.08
486	TILOTAMA Municipality, Rupandehi	783,259,136.00	1,267,435,332.00	0.00	2,050,694,468.00	626,586,017.57	846,285,122.90	0.00	1,472,871,140.47	71.82
487	Bevdaha Municipality, Rupandehi	566,583,999.71	380,875,000.00	0.00	947,458,999.71	439,914,756.17	275,391,318.00	0.00	715,306,074.17	75.50
488	LUMBINI SANSKRITIK Municipality, Rupandehi	527,075,170.00	500,865,320.00	0.00	1,027,940,490.00	419,723,243.07	321,261,622.00	0.00	740,984,865.07	72.08
489	siddharthanagar Municipality, Rupandehi	600,661,880.00	649,322,120.00	0.00	1,249,984,000.00	472,131,821.15	402,590,023.19	0.00	874,721,844.34	69.98
490	SAINNAMAINNA Municipality, Rupandehi	508,839,873.00	476,168,891.00	0.00	985,008,764.00	397,681,353.00	340,473,326.00	0.00	738,154,679.00	74.94
491	OMSATIYA Rural Municipality, Rupandehi	296,324,000.00	240,544,913.00	0.00	536,868,913.00	241,737,912.51	198,540,489.00	0.00	440,278,401.51	82.01
492	KANCHAN Rural Municipality, Rupandehi	335,266,430.00	363,233,054.00	0.00	698,499,484.00	287,255,989.00	235,412,843.00	0.00	522,668,832.00	74.83
493	KOTAHIMAAI Rural Municipality, Rupandehi	304,431,663.80	191,239,011.00	0.00	495,670,674.80	258,551,799.86	157,672,671.00	0.00	416,224,470.86	83.97
494	GAIDAHAWA Rural Municipality, Rupandehi	348,534,667.69	267,607,185.00	0.00	616,141,852.69	293,480,690.23	197,747,317.00	0.00	491,228,007.23	79.73
495	MARCHABARI Rural Municipality, Rupandehi	299,204,000.00	207,537,663.00	0.00	506,741,663.00	232,625,082.12	153,851,089.00	0.00	386,476,171.12	76.27
496	MAYADEVI Rural Municipality, Rupandehi	364,949,870.00	315,128,000.00	0.00	680,077,870.00	299,411,152.24	227,615,772.00	0.00	527,026,924.24	77.50
497	ROHINI Rural Municipality, Rupandehi	374,135,000.00	275,758,000.00	0.00	649,893,000.00	309,053,060.68	150,845,502.00	0.00	459,898,562.68	70.77
498	SAAMARIMAI Rural Municipality, Rupandehi	284,937,000.00	307,025,525.63	0.00	591,962,525.63	212,849,285.18	232,985,231.13	0.00	445,844,516.31	75.32
499	SIYARI Rural Municipality, Rupandehi	366,418,308.61	314,196,154.09	0.00	680,614,462.70	327,249,039.80	263,057,083.67	0.00	590,306,123.47	86.73
500	SUDDHODHAN Rural Municipality, Rupandehi	342,675,000.00	291,882,044.00	0.00	634,557,044.00	294,773,590.18	177,524,592.00	0.00	472,298,182.18	74.43
501	KAPILVASTU Municipality, Kapilvastu	761,937,304.95	545,505,000.00	700,000.00	1,308,142,304.95	642,041,244.38	359,704,698.07	700,000.00	1,002,445,942.45	76.63
502	KRISHNANAGAR Municipality, Kapilvastu	461,259,712.00	362,799,000.00	0.00	824,058,712.00	308,953,478.78	222,466,503.04	0.00	531,419,981.82	64.49
503	BANNGANGA Municipality, Kapilvastu	669,060,519.00	480,806,621.00	0.00	1,149,867,140.00	547,498,737.00	326,887,466.00	0.00	874,386,203.00	76.04
504	BUDDHABHUMI Municipality, Kapilvastu	548,408,187.25	505,712,237.00	0.00	1,054,120,424.25	448,537,429.51	354,509,322.30	0.00	803,046,751.81	76.18

Government of Nepal
Ministry of Finance
Financial Comptroller General Office
Statement of Expenditure of Local Government
Fiscal Year: 2078/79

S.N.	Local Level	Budget				Expenditure				Expenditure Percentage
		Recurrent	Capital	Financing	Total	Recurrent	Capital	Financing	Total	
505	MAHARAJANJ Municipality, Kapilvastu	500,406,423.23	335,210,000.00	0.00	835,616,423.23	444,852,894.24	292,932,497.78	0.00	737,785,392.02	88.29
506	SHIVARAJ Municipality, Kapilvastu	615,010,000.52	409,177,000.00	0.00	1,024,187,000.52	486,107,520.27	285,520,088.73	0.00	771,627,609.00	75.34
507	MAYADEVI Rural Municipality, Kapilvastu	467,330,418.00	195,450,039.00	0.00	662,780,457.00	409,174,685.96	166,495,816.43	0.00	575,670,502.39	86.86
508	YASHODHARARural Municipality, Kapilvastu	468,871,351.73	155,285,049.00	0.00	624,156,400.73	372,538,918.85	104,418,225.71	0.00	476,957,144.56	76.42
509	BUAYANAGAR Rural Municipality, Kapilvastu	311,562,230.63	290,704,362.00	0.00	602,266,592.63	290,038,114.62	246,087,674.00	0.00	536,125,788.62	89.02
510	SHUDDHODHAN Rural Municipality, Kapilvastu	373,221,084.00	226,620,000.00	0.00	599,841,084.00	312,162,322.20	160,985,355.95	0.00	473,147,678.15	78.88
511	Tansen Municipality, Palpa	635,600,373.00	688,477,601.00	0.00	1,324,077,974.00	533,482,588.12	433,016,715.00	0.00	966,499,303.12	72.99
512	Rampur Municipality, Palpa	503,019,000.00	275,362,757.00	0.00	778,381,757.00	412,005,432.51	210,759,164.00	0.00	622,764,596.51	80.01
513	Tinau Rural Municipality, Palpa	340,867,065.00	231,078,300.00	0.00	571,945,365.00	291,464,827.54	206,540,856.00	0.00	498,005,683.54	87.07
514	Nimdi Rural Municipality, Palpa	438,763,170.00	245,140,000.00	0.00	683,903,170.00	343,888,748.00	176,048,115.00	0.00	519,936,863.00	76.02
515	Purbakhola Rural Municipality, Palpa	385,734,500.00	107,612,500.00	0.00	493,347,000.00	320,306,337.78	85,026,469.00	0.00	405,332,806.78	82.16
516	Bagnaskali Rural Municipality, Palpa	340,314,437.00	160,906,000.00	0.00	501,220,437.00	304,723,040.00	131,809,964.00	0.00	436,533,004.00	87.09
517	Mathagadi Rural Municipality, Palpa	354,910,635.00	279,041,170.00	0.00	633,951,805.00	302,339,202.23	208,754,384.78	0.00	511,093,587.01	80.62
518	Rambha Rural Municipality, Palpa	356,276,943.41	165,106,703.00	0.00	521,383,646.41	315,505,679.28	139,982,734.00	0.00	455,488,413.28	87.36
519	Riddikot Rural Municipality, Palpa	327,748,868.25	229,897,001.00	0.00	557,645,869.25	280,812,982.11	155,199,132.00	0.00	436,012,124.11	78.19
520	Rainadevi chhazara Rural Municipality, Palpa	427,350,000.00	220,296,000.00	0.00	647,646,000.00	383,846,264.61	189,001,610.26	0.00	572,847,874.87	88.45
521	BHUMIKASTHAN Municipality, Arghakhachi	446,046,748.00	271,925,540.00	0.00	717,972,288.00	361,082,502.96	196,965,305.42	0.00	558,067,808.38	77.73
522	SHITGANGA Municipality, Arghakhachi	596,882,358.00	293,670,004.00	0.00	890,552,362.00	531,818,406.98	243,646,402.00	0.00	775,464,808.98	87.08
523	SANDHIKARKA Municipality, Arghakhachi	454,153,200.00	471,363,289.00	0.00	925,516,489.00	400,844,166.81	425,494,055.04	0.00	826,338,221.85	89.28
524	CHATRADEV Rural Municipality, Arghakhachi	357,975,900.00	260,536,747.01	0.00	618,512,647.01	296,812,559.02	173,772,819.24	0.00	470,585,378.26	76.08
525	PANINI Rural Municipality, Arghakhachi	477,087,600.00	201,721,440.00	0.00	678,809,040.00	385,115,391.21	156,474,873.98	0.00	541,590,265.19	79.79
526	MALARANI Rural Municipality, Arghakhachi	421,287,471.40	198,879,000.00	0.00	620,166,471.40	395,637,393.73	188,807,119.94	0.00	584,444,513.67	94.24
527	musikot Municipality, Gulmi	410,814,746.00	259,384,769.00	0.00	670,199,515.00	356,355,347.81	215,649,406.39	0.00	572,004,754.20	85.35
528	RESUNGA Municipality, Gulmi	442,703,042.00	252,905,260.00	0.00	695,608,302.00	390,222,172.96	215,188,806.02	0.00	605,410,978.98	87.03
529	Ishma Rural Municipality, Gulmi	370,661,000.00	170,868,414.17	0.00	541,529,414.17	321,226,165.08	135,756,877.60	0.00	456,983,042.68	84.39
530	kaligandaki Rural Municipality, Gulmi	349,759,299.80	151,837,000.00	0.00	501,596,299.80	301,250,554.00	129,119,579.00	0.00	430,370,133.00	85.80
531	Gulmidurbar Rural Municipality, Gulmi	366,866,959.10	165,747,045.00	0.00	532,613,004.10	318,161,492.03	119,180,275.89	0.00	437,341,767.92	82.11
532	Chandrakot Rural Municipality, Gulmi	345,241,954.00	162,460,500.00	0.00	507,702,454.00	285,680,218.95	132,677,069.84	0.00	418,357,288.79	82.40

Government of Nepal
Ministry of Finance
Financial Comptroller General Office
Statement of Expenditure of Local Government
Fiscal Year: 2078/79

S.N.	Local Level	Budget				Expenditure				Expenditure Percentage
		Recurrent	Capital	Financing	Total	Recurrent	Capital	Financing	Total	
533	CHATRAKOT Rural Municipality, Gulmi	341,708,163.00	257,542,150.85	0.00	599,250,313.85	303,649,005.78	215,735,270.00	0.00	519,384,275.78	86.67
534	DHURKOT Rural Municipality, Gulmi	399,820,000.00	200,652,700.00	0.00	600,472,700.00	330,456,207.00	151,963,751.00	0.00	482,419,958.00	80.34
535	MADANE Rural Municipality, Gulmi	346,681,028.00	252,836,693.00	0.00	599,517,721.00	275,900,008.68	211,175,142.74	0.00	487,075,151.42	81.24
536	MALIKA Rural Municipality, Gulmi	366,164,200.00	198,429,500.00	0.00	564,593,700.00	324,063,133.61	141,683,652.34	0.00	465,746,785.95	82.49
537	Ruru Rural Municipality, Gulmi	345,595,000.00	261,261,891.49	0.00	606,856,891.49	297,880,196.36	202,131,746.87	0.00	500,011,943.23	82.39
538	Satyawati Rural Municipality, Gulmi	388,142,678.57	161,268,746.40	0.00	549,411,424.97	328,161,585.35	140,082,077.83	0.00	468,243,663.18	85.23
539	PUTHAUTTARGANGA Rural Municipality, Rukumkot	378,894,728.61	153,358,571.39	0.00	532,253,300.00	328,432,006.66	116,783,800.80	0.00	445,215,807.46	83.65
540	BHUME Rural Municipality, Rukumkot	311,384,683.00	225,230,480.00	0.00	536,615,163.00	285,619,529.30	180,263,214.71	0.00	445,882,744.01	83.09
541	SISNE Rural Municipality, Rukumkot	350,281,540.00	217,142,000.00	0.00	567,423,540.00	295,239,656.73	185,851,799.00	0.00	481,091,455.73	84.79
542	ROLPA Municipality, Rolpa	416,680,150.00	299,272,062.49	0.00	715,952,212.49	368,160,372.00	232,302,079.00	0.00	590,462,451.00	82.47
543	TRIVENI Rural Municipality, Rolpa	327,021,305.00	257,195,891.00	0.00	584,217,196.00	268,814,133.23	226,686,331.25	0.00	495,500,464.48	84.81
544	THAWANG Rural Municipality, Rolpa	223,290,251.94	170,069,600.00	0.00	393,359,851.94	181,917,652.18	93,387,827.74	0.00	275,305,479.92	69.99
545	Paribatan Rural Municipality, Rolpa	298,532,883.04	207,674,000.00	0.00	506,206,883.04	235,524,827.14	196,779,037.89	0.00	432,303,865.03	85.40
546	MAADI Rural Municipality, Rolpa	270,946,970.00	153,605,800.00	0.00	424,552,770.00	228,807,058.00	123,097,853.00	0.00	351,904,911.00	82.89
547	RUNTINGADHI Rural Municipality, Rolpa	369,126,746.53	212,750,893.75	0.00	581,877,640.28	296,468,089.00	170,807,818.00	0.00	467,275,907.00	80.30
548	LUNGRI Rural Municipality, Rolpa	285,080,000.00	153,119,000.00	0.00	438,199,000.00	222,440,529.23	88,191,067.69	0.00	310,631,596.92	70.89
549	Gangadev Rural Municipality, Rolpa	313,555,523.94	188,495,000.00	0.00	502,050,523.94	270,034,054.00	135,632,005.00	0.00	405,666,059.00	80.80
550	SUNCHHAHARI Rural Municipality, Rolpa	250,186,058.50	141,194,000.00	0.00	391,380,058.50	188,981,851.08	99,727,267.00	0.00	288,709,118.08	73.77
551	Sunismriti Rural Municipality, Rolpa	339,614,534.00	244,555,000.00	0.00	584,169,534.00	294,524,848.26	172,308,912.15	0.00	466,833,760.41	79.91
552	PYUTHAN Municipality, Pyuthan	507,096,783.00	202,288,214.00	0.00	709,384,997.00	436,501,616.25	146,045,632.00	0.00	582,547,248.25	82.12
553	SWORGADWARI Municipality, Pyuthan	396,845,434.13	253,914,144.00	0.00	650,759,578.13	326,303,341.91	188,182,344.31	0.00	514,485,686.22	79.06
554	AIRAWATI Rural Municipality, Pyuthan	373,254,298.00	196,456,394.00	0.00	569,710,692.00	290,774,326.40	153,922,660.00	0.00	444,696,986.40	78.06
555	GAUMUKHI Rural Municipality, Pyuthan	334,631,100.00	154,903,080.01	0.00	489,534,180.01	289,396,430.03	113,906,127.00	0.00	403,302,557.03	82.38
556	JHIMRUK Rural Municipality, Pyuthan	381,994,802.00	156,109,376.94	0.00	538,104,178.94	322,947,002.59	120,303,374.00	0.00	443,250,376.59	82.37
557	NAUBAHINI Rural Municipality, Pyuthan	368,121,979.91	319,491,696.00	0.00	687,613,675.91	337,812,717.00	199,586,651.00	0.00	537,399,368.00	78.15
558	MALLARANI Rural Municipality, Pyuthan	260,506,451.00	168,164,000.00	0.00	428,670,451.00	223,751,934.27	114,111,562.08	0.00	337,863,496.35	78.82
559	MANDAWI Rural Municipality, Pyuthan	256,784,558.77	174,788,560.00	1,500,000.00	433,073,118.77	222,672,704.45	137,197,477.00	0.00	359,870,181.45	83.10
560	SARUMARANI Rural Municipality, Pyuthan	303,771,248.60	158,022,000.00	0.00	461,793,248.60	252,873,078.21	121,702,929.43	0.00	374,576,007.64	81.11

Government of Nepal
Ministry of Finance
Financial Comptroller General Office
Statement of Expenditure of Local Government
Fiscal Year: 2078/79

S.N.	Local Level	Budget				Expenditure				Expenditure Percentage
		Recurrent	Capital	Financing	Total	Recurrent	Capital	Financing	Total	
561	GHORAH Sub-metropolitan, Dang	1,204,196,034.00	1,129,228,966.00	0.00	2,333,425,000.00	1,045,267,031.06	797,933,969.31	0.00	1,843,201,000.37	78.99
562	TULSIPUR Sub-metropolitan, Dang	1,265,822,619.91	1,483,307,153.00	0.00	2,749,129,772.91	1,001,649,846.33	679,784,935.34	0.00	1,681,434,781.67	61.16
563	LAMAHI Municipality, Dang	639,756,660.00	514,960,340.00	0.00	1,154,717,000.00	455,571,148.04	323,756,576.00	0.00	779,327,724.04	67.49
564	GADHAWA Rural Municipality, Dang	411,702,282.16	407,591,331.00	0.00	819,293,613.16	314,358,029.21	242,248,938.00	0.00	556,606,967.21	67.94
565	DANGSHARAN Rural Municipality, Dang	273,863,359.00	227,357,358.00	0.00	501,220,717.00	236,443,098.00	167,016,620.00	0.00	403,459,718.00	80.50
566	BANGALACHULI Rural Municipality, Dang	318,626,000.00	243,570,173.46	0.00	562,196,173.46	287,673,206.10	200,786,740.00	0.00	488,459,946.10	86.88
567	BABAI Rural Municipality, Dang	325,267,222.00	236,827,778.00	0.00	562,095,000.00	273,086,363.99	182,894,879.00	0.00	455,981,242.99	81.12
568	RAJUPUR Rural Municipality, Dang	336,069,117.00	277,919,000.00	0.00	613,988,117.00	242,847,213.61	176,740,503.00	0.00	419,587,716.61	68.34
569	RAPTI Rural Municipality, Dang	412,962,992.23	235,063,455.77	0.00	648,026,448.00	337,564,530.89	198,497,439.37	0.00	536,061,970.26	82.72
570	SHANTINAGAR Rural Municipality, Dang	299,919,355.00	216,508,710.00	0.00	516,428,065.00	271,375,919.43	171,073,780.25	0.00	442,449,699.68	85.67
571	NEPALJUNG Sub-metropolitan, Banke	1,127,380,597.27	663,372,171.36	40,000,000.00	1,830,752,768.63	976,963,535.07	393,909,373.75	33,763,910.49	1,404,636,819.31	76.72
572	KOHALPUR Municipality, Banke	642,423,070.00	765,927,900.92	0.00	1,408,350,970.92	516,670,214.92	399,645,460.60	0.00	916,315,675.52	65.06
573	KHAJURA Rural Municipality, Banke	529,101,992.33	338,494,542.19	0.00	867,596,534.52	468,587,342.36	218,923,331.55	0.00	687,510,673.91	79.24
574	JANAKI Rural Municipality, Banke	342,174,047.00	281,970,041.00	0.00	624,144,088.00	284,333,667.50	211,338,397.50	0.00	495,672,065.00	79.42
575	DUDUWA Rural Municipality, Banke	386,870,000.00	346,286,000.00	0.00	733,156,000.00	344,392,331.33	213,037,831.00	0.00	557,430,162.33	76.03
576	NARAINPUR Rural Municipality, Banke	322,886,913.09	211,224,000.00	0.00	534,110,913.09	287,322,642.50	196,322,721.08	0.00	483,645,363.58	90.55
577	BAUNATH Rural Municipality, Banke	490,180,259.38	426,243,491.54	0.00	916,423,750.92	429,168,398.33	297,600,749.00	0.00	726,769,147.33	79.30
578	RAPTISONARI Rural Municipality, Banke	663,311,900.00	399,025,451.00	0.00	1,062,337,351.00	526,787,209.00	209,553,880.00	0.00	736,341,089.00	69.31
579	GULARIYA Municipality, Bardiya	546,435,736.00	347,546,000.00	0.00	893,981,736.00	490,114,847.65	259,016,734.61	0.00	749,131,582.26	83.80
580	THAKURBABA Municipality, Bardiya	442,322,195.00	357,792,701.00	0.00	800,114,896.00	381,174,747.98	207,342,336.77	0.00	588,517,084.75	73.55
581	BASGADI Municipality, Bardiya	483,809,688.75	395,336,000.00	0.00	879,145,688.75	406,107,526.05	243,864,968.00	0.00	649,972,494.05	73.93
582	BARBARDIYA Municipality, Bardiya	590,183,700.00	432,391,700.00	0.00	1,022,575,400.00	494,182,427.87	276,920,892.00	0.00	771,103,319.87	75.41
583	MADHUWAN Municipality, Bardiya	451,834,500.00	361,399,673.50	0.00	813,234,173.50	367,646,471.00	213,714,683.00	0.00	581,361,154.00	71.49
584	RAJUPUR Municipality, Bardiya	471,089,565.00	396,858,729.00	0.00	867,948,294.00	407,916,665.73	237,537,779.88	0.00	645,454,445.61	74.37
585	GERUWA Rural Municipality, Bardiya	313,333,000.00	261,485,480.00	0.00	574,818,480.00	279,542,431.28	172,506,882.84	0.00	452,049,314.12	78.64
586	BADHAIYATAL Rural Municipality, Bardiya	471,120,000.00	367,018,694.12	0.00	838,138,694.12	377,425,763.38	282,315,434.23	0.00	659,741,197.61	78.72
587	AATHBISKOT Municipality, Rukum	536,239,250.00	352,012,992.00	0.00	888,252,242.00	503,478,965.15	311,156,431.00	0.00	814,635,396.15	91.71
588	CHAURJAHARI Municipality, Rukum	400,578,417.00	370,070,998.00	0.00	770,649,415.00	349,886,300.50	317,508,230.00	0.00	667,394,530.50	86.60

Government of Nepal
Ministry of Finance
Financial Comptroller General Office
Statement of Expenditure of Local Government
Fiscal Year: 2078/79

S.N.	Local Level	Budget				Expenditure				Expenditure Percentage
		Recurrent	Capital	Financing	Total	Recurrent	Capital	Financing	Total	
589	MUSIKOT Municipality, Rukum	526,326,382.20	413,582,900.00	0.00	939,909,282.20	467,875,574.11	328,344,703.00	0.00	796,220,277.11	84.71
590	TRIVENI Rural Municipality, Rukum	418,002,996.00	188,710,000.00	0.00	606,712,996.00	386,604,716.21	161,572,771.00	0.00	548,177,487.21	90.35
591	BAAFIKOT Rural Municipality, Rukum	372,164,000.00	219,111,080.00	0.00	591,275,080.00	313,862,817.51	147,895,507.00	0.00	461,758,324.51	78.10
592	SANIBHERI Rural Municipality, Rukum	385,031,400.00	209,919,000.00	2,400,000.00	597,350,400.00	348,755,966.46	155,109,329.00	2,400,000.00	506,265,295.46	84.75
593	BANGAAD KUPINDE Municipality, Salyan	381,685,000.00	314,146,788.00	0.00	695,831,788.00	267,891,477.00	156,380,456.00	0.00	424,271,933.00	60.97
594	BAAGCHAUR Municipality, Salyan	528,527,076.00	326,438,398.00	0.00	854,965,474.00	436,033,466.58	227,128,815.00	0.00	663,162,281.58	77.57
595	SHARADA Municipality, Salyan	411,510,660.00	254,758,000.00	150,000.00	666,418,660.00	359,960,001.25	197,146,964.50	0.00	557,106,965.75	83.60
596	KAPURKOT Rural Municipality, Salyan	280,885,500.00	229,971,000.00	0.00	510,856,500.00	209,581,218.00	121,310,175.70	0.00	330,891,393.70	64.77
597	KALIMATI Rural Municipality, Salyan	389,557,131.75	199,661,000.00	0.00	589,218,131.75	330,734,567.50	150,307,432.92	0.00	481,042,000.42	81.64
598	Kumakh Rural Municipality, Salyan	315,575,800.00	260,800,000.00	0.00	576,375,800.00	243,063,021.61	186,391,361.21	0.00	429,454,382.82	74.51
599	CHHATRESHWORI Rural Municipality, Salyan	299,273,812.00	187,625,800.00	100,000.00	486,999,612.00	246,609,270.71	146,231,789.64	96,000.00	392,937,060.35	80.69
600	Siddha Kumakh Rural Municipality, Salyan	281,824,347.00	152,639,865.00	0.00	434,464,212.00	216,103,660.76	84,136,217.23	0.00	300,239,877.99	69.11
601	TRIVENI Rural Municipality, Salyan	295,682,180.00	143,772,684.00	0.00	439,454,864.00	251,572,449.00	122,711,711.00	0.00	374,284,160.00	85.17
602	DAARMA Rural Municipality, Salyan	340,568,746.00	166,406,254.00	0.00	506,975,000.00	299,528,638.00	111,649,119.00	0.00	411,177,757.00	81.11
603	THULI BHERI Municipality, Dolpa	317,022,373.90	133,834,000.00	0.00	450,856,373.90	278,823,148.45	94,973,992.00	0.00	373,797,140.45	82.91
604	TRIPURASUNDARI Municipality, Dolpa	323,887,560.61	199,612,081.39	0.00	523,499,642.00	293,394,992.60	172,334,752.00	0.00	465,729,744.60	88.96
605	KAEKE Rural Municipality, Dolpa	163,989,064.21	106,734,000.00	0.00	270,723,064.21	135,648,666.00	94,639,000.00	0.00	230,287,666.00	85.06
606	CHHARKA TANGSONG Rural Municipality, Dolpa	157,218,737.99	110,975,100.00	0.00	268,193,837.99	124,491,537.37	77,396,124.00	0.00	201,887,661.37	75.28
607	JAGDULLA Rural Municipality, Dolpa	152,153,007.00	195,996,000.00	0.00	348,149,007.00	144,956,647.00	181,512,181.00	0.00	326,468,828.00	93.77
608	Dolpo Buddha Rural Municipality, Dolpa	140,420,456.14	212,936,368.00	0.00	353,356,824.14	101,089,044.30	117,672,089.33	0.00	218,761,133.63	61.91
609	MUDKECHULA Rural Municipality, Dolpa	248,693,742.00	161,644,927.00	0.00	410,338,669.00	226,407,215.00	132,169,045.00	0.00	358,576,260.00	87.39
610	SE FOKSUNDO Rural Municipality, Dolpa	174,387,646.40	196,849,200.00	0.00	371,236,846.40	147,182,455.41	163,567,709.44	0.00	310,750,164.85	83.71
611	CHANDANNATH Municipality, Jumla	354,400,941.00	322,508,745.00	0.00	676,909,686.00	323,978,302.48	215,492,110.11	0.00	539,470,412.59	79.70
612	KANKASUNDARI Rural Municipality, Jumla	371,736,420.33	178,705,704.00	0.00	550,442,124.33	332,089,162.50	104,374,361.00	0.00	436,443,523.50	79.29
613	GUTHICHAUR Rural Municipality, Jumla	223,551,853.00	135,866,233.00	0.00	359,408,086.00	181,238,769.00	102,147,726.00	0.00	283,386,495.00	78.85
614	TATOPANI Rural Municipality, Jumla	331,000,321.00	203,178,631.00	1,500,000.00	535,678,952.00	273,178,206.00	93,619,840.00	0.00	366,798,046.00	68.47
615	TILA Rural Municipality, Jumla	345,402,786.49	228,300,209.00	0.00	573,702,995.49	284,221,070.89	124,550,070.00	0.00	408,771,140.89	71.25
616	PATARASI Rural Municipality, Jumla	315,794,498.00	172,660,632.71	0.00	488,455,130.71	279,864,924.32	122,317,363.00	0.00	402,182,287.32	82.34

Government of Nepal
Ministry of Finance
Financial Comptroller General Office
Statement of Expenditure of Local Government
Fiscal Year: 2078/79

S.N.	Local Level	Budget				Expenditure				Expenditure Percentage
		Recurrent	Capital	Financing	Total	Recurrent	Capital	Financing	Total	
617	SINJA Rural Municipality, Jumla	252,734,903.56	141,829,018.00	0.00	394,563,921.56	219,494,945.00	113,187,376.70	0.00	332,682,321.70	84.32
618	HIMA Rural Municipality, Jumla	340,332,002.00	96,802,929.00	0.00	437,134,931.00	299,097,471.12	69,646,882.00	0.00	368,744,353.12	84.35
619	CHAYANATH RARA Municipality, Mugu	400,261,558.00	372,751,868.00	0.00	773,013,426.00	352,898,309.00	243,671,287.61	0.00	596,569,596.61	77.17
620	MUGUMKAMOROG Rural Municipality, Mugu	246,661,839.00	125,617,005.00	0.00	372,278,844.00	186,550,035.02	75,735,119.00	0.00	262,285,154.02	70.45
621	KHTAYAD Rural Municipality, Mugu	359,974,000.00	217,627,000.00	0.00	577,601,000.00	309,528,577.89	127,656,154.11	0.00	437,184,732.00	75.69
622	SORU Rural Municipality, Mugu	330,292,429.00	105,799,367.00	0.00	436,091,796.00	279,209,034.00	75,325,915.00	0.00	354,534,949.00	81.30
623	ADAANCHULI Rural Municipality, Humla	202,359,358.00	120,537,544.00	0.00	322,896,902.00	179,712,576.78	94,131,533.00	0.00	273,844,109.78	84.81
624	KHARPUNATH Rural Municipality, Humla	239,415,588.00	195,048,932.58	0.00	434,464,520.58	225,541,206.12	163,185,494.72	0.00	388,726,700.84	89.47
625	CHANKHELI Rural Municipality, Humla	192,891,412.00	165,600,000.00	0.00	358,491,412.00	173,981,768.19	142,262,344.82	0.00	316,244,113.01	88.22
626	TAJAKOT Rural Municipality, Humla	211,076,623.31	134,695,000.00	0.00	345,771,623.31	181,752,026.13	96,322,874.97	0.00	278,074,901.10	80.42
627	NAMKHA Rural Municipality, Humla	160,677,000.00	179,697,000.00	0.00	340,374,000.00	133,578,817.00	131,385,818.00	0.00	264,964,635.00	77.85
628	SARKEGAD Rural Municipality, Humla	293,153,020.58	170,944,946.00	0.00	464,097,966.58	272,424,891.55	155,036,601.05	0.00	427,461,492.60	92.11
629	SIMKOT Rural Municipality, Humla	318,989,137.29	219,458,299.00	0.00	538,447,436.29	292,320,882.80	142,156,472.60	0.00	434,477,355.40	80.69
630	KHADACHAKRA Municipality, Kalikot	487,528,380.00	201,896,000.00	0.00	689,424,380.00	413,025,464.34	186,842,931.58	0.00	599,868,395.92	87.01
631	TILAGUFAMunicipality, Kalikot	365,628,000.00	183,087,000.00	0.00	548,715,000.00	305,019,687.86	149,817,330.00	0.00	454,837,017.86	82.89
632	RASKOT Municipality, Kalikot	333,506,890.00	319,301,000.00	0.00	652,807,890.00	267,174,898.00	205,689,597.00	0.00	472,864,495.00	72.44
633	Shubh Kalika Rural Municipality, Kalikot	331,835,491.22	100,810,000.00	0.00	432,645,491.22	291,800,435.00	86,782,022.00	0.00	378,582,457.00	87.50
634	NARHARINATH Rural Municipality, Kalikot	379,006,709.00	200,728,380.00	0.00	579,735,089.00	340,037,619.02	142,952,439.00	0.00	482,990,058.02	83.31
635	PACHALDHARNA Rural Municipality, Kalikot	295,431,000.00	164,290,980.00	0.00	459,721,980.00	274,826,609.28	126,926,245.90	0.00	401,752,855.18	87.39
636	PALATA Rural Municipality, Kalikot	338,829,048.00	80,224,000.00	0.00	419,053,048.00	192,469,845.80	57,907,541.00	0.00	250,377,386.80	59.75
637	MAHABAI Rural Municipality, Kalikot	205,948,530.00	137,988,086.00	0.00	343,936,616.00	136,167,103.60	48,035,273.00	0.00	184,202,376.60	53.56
638	satri tribeni Rural Municipality, Kalikot	352,776,000.00	69,618,000.00	0.00	422,394,000.00	154,079,313.00	7,979,703.00	0.00	162,059,016.00	38.37
639	CHEDAGAD Municipality, Jajarkot	517,089,034.00	286,430,033.00	0.00	803,519,067.00	482,534,555.00	231,163,177.00	0.00	713,717,732.00	88.82
640	Nalgaed Municipality, Jajarkot	466,678,777.53	237,978,295.00	0.00	704,657,072.53	413,282,656.00	182,434,255.00	0.00	595,716,911.00	84.54
641	BHERI Municipality, Jajarkot	494,565,420.16	269,504,137.00	0.00	764,069,557.16	453,180,630.00	215,984,013.00	0.00	669,164,643.00	87.58
642	KUSE Rural Municipality, Jajarkot	317,482,000.00	149,248,000.00	0.00	466,730,000.00	286,402,424.60	104,379,894.16	0.00	390,782,318.76	83.73
643	JUNICHANDE Rural Municipality, Jajarkot	395,885,519.11	210,856,548.00	0.00	606,742,067.11	331,638,010.00	154,522,688.00	0.00	486,160,698.00	80.13
644	BAAREKOT Rural Municipality, Jajarkot	319,577,000.00	181,515,000.00	0.00	501,092,000.00	277,483,122.10	139,676,299.00	0.00	417,159,421.10	83.25

Government of Nepal
Ministry of Finance
Financial Controller General Office
Statement of Expenditure of Local Government
Fiscal Year: 2078/79

S.N.	Local Level	Budget			Expenditure			Expenditure Percentage		
		Recurrent	Capital	Financing	Total	Recurrent	Capital		Financing	Total
645	SHIWALAYA Rural Municipality, Jajarkot	349,706,726.00	147,929,000.00	0.00	497,635,726.00	289,485,777.00	107,960,351.00	0.00	397,446,128.00	79.87
646	AATHBIS Municipality, Dailekh	405,525,814.00	295,118,042.00	0.00	700,643,856.00	360,065,965.00	242,700,643.00	0.00	602,766,608.00	86.03
647	Bindsaini Municipality, Dailekh	368,203,589.00	171,268,047.80	0.00	539,471,636.80	314,503,584.40	142,272,911.82	0.00	456,776,496.22	84.67
648	Dullu Municipality, Dailekh	531,850,866.28	239,200,713.52	0.00	771,051,579.80	455,873,132.29	200,703,229.00	0.00	656,576,361.29	85.15
649	Narayan Municipality, Dailekh	435,812,360.00	240,529,000.00	0.00	676,341,360.00	382,671,885.94	180,751,317.00	0.00	563,423,202.94	83.30
650	GURANS Rural Municipality, Dailekh	321,974,000.00	224,958,000.00	0.00	546,932,000.00	306,419,244.27	166,602,176.43	0.00	473,021,420.70	86.49
651	THATIKANDH Rural Municipality, Dailekh	238,435,159.00	201,201,850.00	0.00	439,637,009.00	204,971,535.00	131,573,671.00	0.00	336,545,206.00	76.55
652	DUNGESWOR Rural Municipality, Dailekh	283,885,243.00	119,412,500.00	0.00	403,277,743.00	253,641,129.76	85,824,373.96	0.00	339,465,503.72	84.18
653	NAUMULE Rural Municipality, Dailekh	360,911,384.97	169,847,578.00	0.00	530,768,962.97	341,338,379.32	130,412,986.00	0.00	471,751,365.32	88.88
654	BHAGWATIMAI Rural Municipality, Dailekh	331,282,334.00	181,091,000.00	0.00	512,373,334.00	296,721,251.00	165,759,439.00	0.00	462,480,690.00	90.26
655	BHAIRABI Rural Municipality, Dailekh	310,998,489.00	224,008,000.00	0.00	535,006,489.00	252,540,738.00	155,705,182.00	0.00	408,245,920.00	76.31
656	MAHABU Rural Municipality, Dailekh	271,824,418.50	174,065,278.00	0.00	445,889,696.50	256,014,442.15	143,849,424.51	0.00	399,863,866.66	89.68
657	Gurbhakot Municipality, Surkhet	423,497,420.00	358,564,741.00	0.00	782,062,161.00	387,640,201.00	296,762,974.00	0.00	684,403,175.00	87.51
658	Panjapuri Municipality, Surkhet	428,270,724.79	295,767,949.00	0.00	724,038,673.79	371,112,709.69	237,160,910.00	0.00	608,273,619.69	84.01
659	Bheriganga Municipality, Surkhet	523,149,985.00	290,931,680.00	0.00	814,081,665.00	430,548,356.77	202,401,311.56	0.00	632,949,668.33	77.75
660	Lekbesi Municipality, Surkhet	433,622,994.00	282,103,495.49	312,500.00	716,038,989.49	389,562,052.00	180,076,813.08	0.00	569,638,865.08	79.55
661	Birendranagar Municipality, Surkhet	1,024,943,094.00	533,467,009.00	0.00	1,558,410,103.00	845,862,958.35	382,183,423.02	0.00	1,228,046,381.37	78.80
662	Chingad Rural Municipality, Surkhet	279,159,600.00	137,641,950.00	0.00	416,801,550.00	235,694,127.13	100,506,852.00	0.00	336,200,979.13	80.66
663	Chaukune Rural Municipality, Surkhet	343,375,660.00	250,888,660.72	0.00	594,264,320.72	314,140,419.35	195,434,705.24	0.00	509,575,124.59	85.75
664	Barahataal Rural Municipality, Surkhet	459,426,133.00	229,777,500.00	0.00	689,203,633.00	351,009,063.98	172,776,111.45	0.00	523,785,175.43	76.00
665	Simita Rural Municipality, Surkhet	372,913,929.00	164,827,224.00	0.00	537,741,153.00	335,283,500.32	131,083,106.00	0.00	466,366,606.32	86.73
666	TRIBENI Municipality, Bajura	395,719,727.71	190,520,640.00	0.00	586,240,367.71	337,759,006.66	133,912,755.94	0.00	471,671,762.60	80.46
667	BADIMALIKA Municipality, Bajura	364,174,300.96	202,519,000.00	0.00	566,693,300.96	283,179,451.92	132,275,829.00	0.00	415,455,280.92	73.31
668	BUDIGANGA Municipality, Bajura	375,155,989.00	229,041,011.00	0.00	604,197,000.00	279,343,356.02	118,070,536.30	0.00	397,413,892.32	65.78
669	BUDHINANDA Municipality, Bajura	330,886,000.00	185,437,379.91	0.00	516,323,379.91	297,796,075.32	137,509,439.47	0.00	435,305,514.79	84.31
670	GAUMUL Rural Municipality, Bajura	236,248,282.00	177,577,360.00	0.00	413,825,642.00	214,187,099.69	165,144,047.06	0.00	379,331,146.75	91.66
671	KJAPADA CHEDEDAHA Rural Municipality, Bajura	368,885,628.73	206,195,000.00	0.00	575,080,628.73	297,946,414.16	139,259,932.63	0.00	437,206,346.79	76.03
672	Jagannath Rural Municipality, Bajura	171,672,073.80	143,388,200.00	0.00	315,060,273.80	151,580,080.12	136,917,614.07	0.00	288,497,694.19	91.57

Government of Nepal
Ministry of Finance
Financial Comptroller General Office
Statement of Expenditure of Local Government
Fiscal Year: 2078/79

S.N.	Local Level	Budget				Expenditure				Expenditure Percentage
		Recurrent	Capital	Financing	Total	Recurrent	Capital	Financing	Total	
673	SWAMIKARTIK KAAPAR Rural Municipality, Bajura	283,773,685.74	159,951,000.00	0.00	442,724,685.74	245,620,034.14	117,088,707.14	0.00	362,708,741.28	81.93
674	HIMALI Rural Municipality, Bajura	229,141,000.00	141,905,802.37	0.00	371,046,802.37	201,521,698.40	123,780,562.92	0.00	325,302,261.32	87.67
675	JataPritthvi Municipality, Bajhang	399,499,600.00	286,173,934.47	0.00	685,673,534.47	370,433,699.43	231,441,738.60	0.00	601,875,438.03	87.78
676	Bagal Municipality, Bajhang	567,691,639.85	180,394,986.00	0.00	748,086,625.85	550,853,413.03	148,467,358.50	0.00	699,320,771.53	93.48
677	Kanda Rural Municipality, Bajhang	129,940,995.00	77,046,019.00	0.00	206,987,014.00	110,585,880.06	72,812,465.50	0.00	183,398,345.56	88.60
678	Kedarsiu Rural Municipality, Bajhang	385,644,932.02	210,381,000.00	0.00	596,025,932.02	366,731,334.50	173,134,522.85	0.00	529,865,857.35	88.90
679	Kapladchhtra Rural Municipality, Bajhang	290,272,016.00	166,765,000.00	150,000.00	457,187,016.00	264,826,169.48	147,584,148.35	0.00	412,410,317.83	90.21
680	Chhabispalthibheri Rural Municipality, Bajhang	350,061,770.45	151,499,000.00	0.00	501,560,770.45	317,230,855.16	144,074,213.62	0.00	461,305,068.78	91.97
681	Talakot Rural Municipality, Bajhang	263,609,000.00	109,188,000.00	0.00	372,797,000.00	221,259,726.68	89,250,839.00	0.00	310,510,565.68	83.29
682	Thalara Rural Municipality, Bajhang	336,286,033.34	171,402,881.59	0.00	507,688,914.93	294,814,412.78	141,325,352.00	0.00	436,139,764.78	85.91
683	Durgathali Rural Municipality, Bajhang	254,954,162.56	142,692,000.00	0.00	397,646,162.56	229,141,202.17	101,887,224.90	0.00	331,028,427.07	83.25
684	Masta Rural Municipality, Bajhang	279,783,000.00	157,349,880.00	0.00	437,132,880.00	262,299,805.69	153,104,622.00	0.00	415,404,427.69	95.03
685	Bifhdachir Rural Municipality, Bajhang	309,055,213.00	132,697,577.00	0.00	441,752,790.00	279,214,937.68	109,418,318.00	0.00	388,633,255.68	87.98
686	shurma Rural Municipality, Bajhang	176,242,280.11	123,288,900.00	0.00	299,531,180.11	144,155,070.15	117,163,632.00	0.00	261,318,702.15	87.24
687	Dipayal Sigadi Municipality, Doti	389,385,000.00	260,291,500.00	0.00	649,676,500.00	336,312,813.51	181,093,762.00	0.00	517,406,575.51	79.64
688	Shikhar Municipality, Doti	482,049,964.30	206,730,466.00	0.00	688,780,430.30	441,593,870.08	157,974,278.00	0.00	599,568,148.08	87.05
689	Aadarsha Rural Municipality, Doti	310,796,412.54	162,129,000.00	0.00	472,925,412.54	251,741,227.00	121,165,320.24	0.00	372,906,547.24	78.85
690	K I C Rural Municipality, Doti	295,308,000.00	118,007,000.00	0.00	413,315,000.00	247,324,053.85	97,252,566.43	0.00	344,576,620.28	83.37
691	Joraya Rural Municipality, Doti	372,306,684.32	171,680,500.00	0.00	543,987,184.32	340,476,796.34	150,996,807.00	0.00	491,473,603.34	90.35
692	Purbachauki Rural Municipality, Doti	312,056,901.73	164,727,300.00	0.00	476,784,201.73	264,006,242.68	107,696,021.00	0.00	371,702,263.68	77.96
693	Badikedar Rural Municipality, Doti	262,492,000.00	128,154,000.00	0.00	390,646,000.00	233,067,663.60	97,592,815.00	0.00	330,660,478.60	84.64
694	Bogatan Phudsil Rural Municipality, Doti	299,048,554.00	156,102,000.00	0.00	455,150,554.00	242,842,126.94	133,377,446.27	0.00	376,219,573.21	82.66
695	Sayal Rural Municipality, Doti	261,041,000.00	173,044,443.27	0.00	434,085,443.27	216,700,745.98	124,887,624.90	0.00	341,588,370.88	78.69
696	Kamalbazar Municipality, Achham	409,077,594.78	141,821,405.22	0.00	550,899,000.00	344,471,264.86	115,963,540.83	0.00	460,434,805.69	83.58
697	Panchadawal Binayak Municipality, Achham	389,787,000.00	168,424,476.53	0.00	558,211,476.53	315,733,595.74	88,057,266.00	0.00	403,790,861.74	72.34
698	Mangalsen Municipality, Achham	470,106,220.00	148,933,381.45	0.00	619,039,601.45	406,627,838.16	117,402,620.14	0.00	524,030,458.30	84.65
699	Satebagar Municipality, Achham	576,128,615.30	199,744,853.29	0.00	775,873,468.59	486,860,241.12	141,593,123.00	0.00	628,453,364.12	81.00
700	Chaurpati Rural Municipality, Achham	326,932,885.00	150,524,601.03	0.00	477,457,486.03	301,459,701.62	146,734,651.00	0.00	448,194,352.62	93.87

Government of Nepal
Ministry of Finance
Financial Comptroller General Office
Statement of Expenditure of Local Government
Fiscal Year: 2078/79

S.N.	Local Level	Budget				Expenditure				Expenditure Percentage
		Recurrent	Capital	Financing	Total	Recurrent	Capital	Financing	Total	
701	Dhakaari Rural Municipality, Achham	337,284,825.98	98,034,000.00	0.00	435,318,825.98	311,944,899.39	88,860,126.29	0.00	400,805,025.68	92.07
702	Dhurmakhand Rural Municipality, Achham	347,308,688.97	199,303,260.00	0.00	546,611,948.97	319,077,531.35	128,938,297.00	0.00	448,015,828.35	81.96
703	Bannigadi Jayegud Rural Municipality, Achham	278,033,915.14	95,781,000.00	0.00	373,814,915.14	248,418,043.46	71,697,946.50	0.00	320,115,989.96	85.63
704	Melakh Rural Municipality, Achham	307,252,174.00	253,286,155.00	0.00	560,538,329.00	264,606,751.42	201,633,905.17	0.00	466,240,656.59	83.18
705	Ramaroshan Rural Municipality, Achham	378,596,067.21	214,637,452.00	0.00	593,233,519.21	346,208,398.62	154,284,541.00	0.00	500,492,939.62	84.37
706	MAHAKALI Municipality, Darchula	426,400,178.73	209,964,054.00	0.00	636,364,232.73	374,413,366.35	150,615,458.23	0.00	525,028,824.58	82.51
707	SHAILYASHIKHAR Municipality, Darchula	453,541,373.06	160,651,000.00	0.00	614,192,373.06	428,265,478.98	126,894,130.67	0.00	555,169,609.65	90.39
708	APIHIMAL Rural Municipality, Darchula	219,049,990.36	130,539,685.32	0.00	349,589,675.68	185,427,514.22	98,220,376.00	0.00	283,647,890.22	81.14
709	DUNHU Rural Municipality, Darchula	256,402,254.57	160,044,000.00	0.00	416,446,254.57	222,715,770.63	102,600,136.00	0.00	325,315,906.63	78.12
710	NAUGAAD Rural Municipality, Darchula	300,894,966.00	201,868,062.00	0.00	502,763,028.00	288,534,729.01	193,629,818.00	0.00	482,164,547.01	95.90
711	MARMA Rural Municipality, Darchula	305,651,340.05	213,328,000.00	0.00	518,979,340.05	284,294,059.00	134,104,743.88	0.00	418,398,802.88	80.62
712	MALIKARJUN Rural Municipality, Darchula	347,174,106.00	159,325,932.00	0.00	506,500,038.00	325,285,601.00	114,074,329.00	0.00	439,359,930.00	86.74
713	LEKAM Rural Municipality, Darchula	339,643,906.75	137,215,000.00	0.00	476,858,906.75	301,230,453.00	85,919,865.00	0.00	387,150,318.00	81.19
714	BYAS Rural Municipality, Darchula	259,018,300.00	211,403,176.00	0.00	470,421,476.00	210,039,351.97	145,009,093.00	0.00	355,048,444.97	75.47
715	DASARATHCHAND Municipality, Baitadi	450,521,000.00	195,469,000.00	0.00	645,990,000.00	429,883,317.20	170,145,659.64	0.00	600,028,976.84	92.89
716	PATAN Municipality, Baitadi	482,912,202.35	201,791,032.00	0.00	684,703,234.35	425,674,333.06	142,747,491.05	0.00	568,421,824.11	83.02
717	PURCHAUDI Municipality, Baitadi	471,026,000.00	212,057,000.00	0.00	683,083,000.00	438,053,088.00	194,852,120.00	0.00	632,905,208.00	92.65
718	MELALI Municipality, Baitadi	363,779,089.00	193,033,487.00	0.00	556,812,576.00	313,167,804.64	94,247,921.35	0.00	407,415,725.99	73.17
719	DILASANI Rural Municipality, Baitadi	324,918,002.00	175,491,318.00	0.00	500,409,320.00	298,582,240.16	145,793,609.93	0.00	444,375,850.09	88.80
720	DOGADAKEDAR Rural Municipality, Baitadi	414,745,112.26	157,357,410.00	0.00	572,102,522.26	384,456,377.34	136,738,364.74	0.00	521,194,742.08	91.10
721	PANCHESHOR Rural Municipality, Baitadi	302,924,000.00	125,809,000.00	0.00	428,733,000.00	252,526,484.60	111,737,305.39	0.00	364,263,789.99	84.96
722	SHIVANATH Rural Municipality, Baitadi	255,570,970.00	141,076,760.00	0.00	396,647,730.00	232,610,502.24	108,308,550.00	0.00	340,919,052.24	85.95
723	SIGAAS Rural Municipality, Baitadi	378,670,000.00	176,865,000.00	0.00	555,535,000.00	351,726,080.30	150,004,070.00	0.00	501,730,150.30	90.31
724	SUNARYA Rural Municipality, Baitadi	361,600,000.00	114,885,000.00	0.00	476,485,000.00	338,715,021.77	93,286,003.00	0.00	432,001,024.77	90.66
725	AMARGADI Municipality, Dadeidhura	327,115,000.00	288,625,000.00	0.00	615,740,000.00	285,202,617.00	214,054,872.00	0.00	499,257,489.00	81.08
726	PARSHURAM Municipality, Dadeidhura	512,756,046.15	211,842,519.89	0.00	724,598,566.04	450,666,367.35	166,262,214.42	0.00	616,928,581.77	85.14
727	AJAYMERU Rural Municipality, Dadeidhura	337,896,843.00	183,110,157.00	0.00	521,007,000.00	306,414,942.81	153,201,419.00	0.00	459,616,361.81	88.22
728	AALITTAAL Rural Municipality, Dadeidhura	334,106,000.00	184,567,000.00	0.00	518,673,000.00	283,927,366.10	149,418,323.84	0.00	433,345,689.94	83.55

Government of Nepal
Ministry of Finance
Financial Comptroller General Office
Statement of Expenditure of Local Government
Fiscal Year: 2078/79

S.N.	Local Level	Budget				Expenditure				Expenditure Percentage
		Recurrent	Capital	Financing	Total	Recurrent	Capital	Financing	Total	
729	GANYAPADHURA Rural Municipality, Dadeldhura	285,993,463.68	140,353,500.00	0.00	426,346,963.68	238,517,099.54	126,444,704.02	0.00	364,961,803.56	85.60
730	NAVADURGA Rural Municipality, Dadeldhura	351,398,000.00	159,119,000.00	0.00	510,517,000.00	313,981,020.10	116,102,431.00	0.00	430,083,451.10	84.24
731	BHAGESHWOR Rural Municipality, Dadeldhura	324,405,466.00	139,568,280.00	0.00	463,973,746.00	264,649,032.26	113,671,791.68	0.00	378,320,823.94	81.54
732	KRISHNAPUR Municipality, Kanchanpur	464,428,000.00	370,775,000.00	0.00	835,203,000.00	357,634,495.42	246,479,637.96	0.00	604,114,133.38	72.33
733	Punabas Municipality, Kanchanpur	474,096,000.00	380,201,000.00	0.00	854,297,000.00	365,663,939.04	232,223,173.67	0.00	597,887,112.71	69.99
734	Bedhoti Municipality, Kanchanpur	495,366,201.00	297,533,799.00	0.00	792,900,000.00	353,515,278.00	173,782,514.00	0.00	527,297,792.00	66.50
735	Belauri Municipality, Kanchanpur	457,992,000.00	283,414,754.61	0.00	741,406,754.61	405,698,984.27	222,066,909.61	0.00	627,765,893.88	84.67
736	Bhimdatta Municipality, Kanchanpur	813,112,380.00	489,647,125.29	11,000,000.00	1,313,759,505.29	704,642,821.02	386,923,553.58	10,849,984.13	1,102,416,358.73	83.91
737	Dodharachadani Municipality, Kanchanpur	349,627,400.00	209,732,893.30	0.00	559,360,293.30	288,253,352.93	141,237,732.33	0.00	429,491,085.26	76.78
738	shuklaphat Municipality, Kanchanpur	449,343,159.16	226,219,895.27	0.00	675,563,054.43	395,466,166.72	163,588,538.69	0.00	559,054,705.41	82.75
739	BELDADAI Rural Municipality, Kanchanpur	232,749,000.00	113,506,000.00	0.00	346,255,000.00	185,243,298.59	102,699,465.45	0.00	287,942,764.04	83.16
740	LALJHADI Rural Municipality, Kanchanpur	224,858,660.00	293,036,500.00	0.00	517,895,160.00	188,195,941.97	194,965,493.00	0.00	383,161,434.97	73.98
741	Dhangadi Sub-metropolitan, Kailali	1,121,952,971.27	839,813,131.73	0.00	1,961,766,103.00	879,548,635.04	569,180,176.78	0.00	1,448,728,811.82	73.85
742	Godawari Municipality, Kailali	736,967,000.00	557,283,000.00	0.00	1,294,250,000.00	652,066,463.08	314,367,479.00	0.00	966,433,942.08	74.67
743	Gauriganga Municipality, Kailali	465,357,000.00	310,614,429.00	0.00	775,971,429.00	416,385,487.99	213,172,992.00	0.00	629,558,479.99	81.13
744	Ghodaghodi Municipality, Kailali	667,024,885.30	406,756,672.70	0.00	1,073,781,558.00	564,769,088.34	267,577,238.00	0.00	832,346,326.34	77.52
745	Tikapur Municipality, Kailali	604,535,868.20	489,642,406.15	0.00	1,094,178,274.35	508,246,927.84	310,823,253.56	0.00	819,070,181.40	74.86
746	Bhajani Municipality, Kailali	527,317,107.69	267,110,553.00	0.00	794,427,660.69	423,029,086.04	147,482,829.13	0.00	570,511,915.17	71.81
747	Lamkchuha Municipality, Kailali	666,009,000.00	514,453,000.00	0.00	1,180,462,000.00	491,264,388.96	320,456,173.32	0.00	811,720,562.28	68.76
748	Kailari Rural Municipality, Kailali	440,077,011.00	237,414,000.00	0.00	677,491,011.00	406,055,318.26	201,047,270.10	0.00	607,102,588.36	89.61
749	Chure Rural Municipality, Kailali	321,946,000.00	201,716,000.00	0.00	523,662,000.00	282,580,042.84	162,957,525.49	0.00	445,537,568.33	85.08
750	Janaki Rural Municipality, Kailali	455,367,290.94	386,219,709.06	0.00	841,577,000.00	386,211,488.85	216,746,313.18	0.00	602,967,802.03	71.65
751	Joshipur Rural Municipality, Kailali	338,733,999.10	351,873,000.00	0.00	690,606,999.10	282,771,256.24	172,494,965.57	0.00	455,266,221.81	65.92
752	Bardgoria Rural Municipality, Kailali	320,730,000.00	180,840,000.00	0.00	501,570,000.00	263,896,179.24	100,313,829.06	0.00	364,210,008.30	72.61
753	Mohanyal Rural Municipality, Kailali	327,778,391.74	190,012,000.00	0.00	517,790,391.74	281,336,831.70	156,787,843.64	0.00	438,124,675.34	84.61
	Total	312,006,357,173.19	253,356,408,665.54	600,471,172.00	565,963,237,010.73	258,493,475,326.62	165,312,241,107.45	363,679,461.63	424,169,395,895.70	74.95

Government of Nepal
Ministry of Finance
Financial Comptroller General Office
Economic Code wise Expenditure of Local Governments
Fiscal Year : 2078/79

(In Rs.)

Economic Code	Economic Head	Total Budget	Total Expenditure	Expenditure in %
Recurrent		312,006,357,173.19	258,493,475,326.62	82.85
21111	Remuneration, Employees	114,309,996,266.02	106,079,585,975.29	92.80
21112	Remuneration, Officials	3,859,119,705.76	3,398,618,417.46	88.07
21121	Dress	911,324,425.00	680,197,841.63	74.64
21122	Food Grain	609,865,223.18	393,610,613.11	64.54
21123	Medical Treatment Expenses	372,373,651.00	246,778,146.41	66.27
21131	Local Allowance	905,438,694.09	642,011,732.14	70.91
21132	Dearness Allowance	1,232,389,396.52	889,343,130.22	72.16
21133	Field Allowance	251,876,661.00	164,858,621.35	65.45
21134	Meeting Allowance Of Employees	623,605,132.10	459,652,641.80	73.71
21135	Employee Incentive Allowances	1,452,135,740.95	1,124,022,439.67	77.40
21136	Foreign Allowances	520,000.00	133,050.00	25.59
21139	Other Allowance	1,757,894,069.29	1,256,203,094.96	71.46
21141	Meeting Allowance For Official	1,333,702,167.25	928,679,805.21	69.63
21142	Other Facilities For The Official	3,919,583,950.75	3,319,904,099.13	84.70
21149	Other Allowance For The Office Bearers	275,884,704.11	176,694,372.29	64.05
21211	Expenses Of Social Security Fund Of Employee	55,700,701.68	17,181,469.94	30.85
21212	Expenses Of Fund On Contribution Based Employee's Pension And Gratuity	151,138,072.52	53,487,594.78	35.39
21213	Expenses Of Fund On Contribution Based Employee's Insurance	60,839,881.00	15,828,884.59	26.02
21214	Employee's Welfare Fund	1,181,785,283.00	905,683,827.61	76.64
21219	Other Social Security Expenses	555,815,518.76	420,304,001.03	75.62
21221	Expenses Of Fund On Security Of Employee	4,460,000.00	1,100,000.00	24.66
21223	Expenses Of Fund On Contribution Based Insurance	4,526,000.00	648,726.00	14.33
21224	Expenses Of Employee's Welfare Fund	4,200,000.00	396,019.00	9.43
21229	Other Social Security Expenses Of Office Bearer	14,910,000.00	11,218,813.73	75.24
22111	Water And Electricity	713,129,204.29	489,968,610.74	68.71
22112	Communication Fee	882,717,635.28	636,028,625.45	72.05
22113	Service Charge Of Public Utility	211,933,572.00	154,484,965.94	72.89
22211	Fuel (For Officials)	507,284,474.85	449,508,123.34	88.61
22212	Fuel (For Officials)	2,243,787,092.06	2,062,796,937.89	91.93
22213	Vehicle Maintenance Expenditure /Cost	1,669,489,990.07	1,484,482,784.39	88.92
22214	Insurance And Renewal Expenditure/Cost	603,854,826.95	284,809,179.86	47.17
22221	Machinery And Equipment Maintenance And Operation Expenditure	961,238,655.99	766,697,152.23	79.76
22231	Constructed Public Property Maintenance Expenditure	883,670,337.73	647,945,624.43	73.32
22291	Operation And Maintenance Expenditure Of Other Property	168,751,138.01	105,875,805.78	62.74
22311	Stationeries And Office Goods	4,287,039,845.41	3,898,561,540.78	90.94
22312	Stationeries And Office Goods	69,715,645.00	50,229,657.99	72.05

Government of Nepal
Ministry of Finance
Financial Comptroller General Office
Economic Code wise Expenditure of Local Governments
Fiscal Year : 2078/79

(In Rs.)

Economic Code	Economic Head	Total Budget	Total Expenditure	Expenditure in %
22313	Books And Materials Expenditure	1,113,332,521.86	883,263,602.29	79.34
22314	Fuel – Other Purpose	298,700,833.10	223,334,180.02	74.77
22315	Publication Expenditure Of Newspaper, Printing And Information	2,132,619,720.05	1,816,273,699.87	85.17
22319	Expenditure On Operation Of Other Office	1,435,035,804.40	1,211,446,706.31	84.42
22411	Expenditure On Services And Consultancy	2,481,482,133.99	1,827,102,042.72	73.63
22412	Expenditure On Information System And Software Operation	810,408,499.48	472,895,547.68	58.35
22413	Contract Services Fee	12,787,189,116.39	11,465,855,647.18	89.67
22414	Cleaning Service Fee	509,725,168.76	381,009,075.58	74.75
22419	Other Services Fee	2,556,637,235.52	2,132,907,947.06	83.43
22511	Expenditure Related To Training Of Staff	507,808,691.71	230,319,869.80	45.36
22512	Expenditure Related To Skill Development And Public Awareness And Workshop	2,311,497,976.14	1,560,807,498.80	67.52
22521	Production Material/Service Expenditure	890,105,918.47	620,890,644.51	69.75
22522	Program Expenditure	59,274,647,886.33	42,930,415,049.18	72.43
22529	Miscellaneous Program Expenditure	9,581,120,786.46	7,047,476,645.19	73.56
22611	Monitoring, Evaluation Expenditure	1,306,633,222.32	966,256,333.86	73.95
22612	Travelling Expenditure	1,653,496,130.19	1,320,024,249.27	79.83
22613	Travelling Expenditure Of VIPs And Delegations	82,337,797.00	39,636,327.12	48.14
22619	Other Travelling Expenditure	210,678,693.77	122,730,182.90	58.25
22711	Miscellaneous Expenditure	6,862,136,975.61	5,568,829,324.01	81.15
22721	Assembly Operation Expenditure	581,317,604.67	469,605,239.98	80.78
23111	Depreciation Deduction On Fix Property	3,312,000.00	3,206,355.00	96.81
24111	Interest On Foreign Debt	5,000,000.00	0.00	0.00
24211	Interest On Internal Debt	289,308,000.00	221,860,560.67	76.69
24212	Service Charge And Bank Commission On Internal Debt	14,614,000.00	9,163,598.35	62.70
24213	Payment Of The Service Charge, Commission And Service Charges On The Debt Of Other Financial Institution.	5,100,000.00	50,000.00	0.98
24311	Interest On Debt Received From The Government Of Other Level	3,150,000.00	3,127,621.77	99.29
24312	Service Charges Of Debt And Commission Received From The Government Of Other Level	170,000.00	150,000.00	88.24
25111	Current Grant Shared Allocation To Non-Financial Institution	104,805,016.00	75,612,014.59	72.15
25112	Capital Grant Shared Allocation To Non-Financial Enterprise	15,671,000.00	5,053,124.00	32.25
25121	Current Grant Shared Allocation To Financial Enterprise	17,996,323.00	11,526,109.00	64.05
25122	Capital Grant Shared Allocation To Financial Enterprise	7,588,000.00	4,878,007.00	64.29
25211	Current Grant Shared Allocation To Non-Financial Business	36,518,000.00	21,573,492.15	59.08

Government of Nepal
Ministry of Finance
Financial Comptroller General Office
Economic Code wise Expenditure of Local Governments
Fiscal Year : 2078/79

(In Rs.)

Economic Code	Economic Head	Total Budget	Total Expenditure	Expenditure in %
25212	Capital Grant Shared Allocation To Non-Financial Business	13,234,000.00	7,692,748.00	58.13
25221	Current Grant Shared Allocation To Financial Business	37,483,000.00	24,255,874.00	64.71
25222	Capital Grant Shared Allocation To Financial Businesses	30,816,000.00	26,515,765.37	86.05
25311	Grant Shared Allocation To Educational Organization	15,700,316,913.93	13,702,703,180.02	87.28
25312	Support To Health Institutions	1,255,363,458.00	895,905,721.86	71.37
25313	Support To User's Committee And Ngo	137,527,106.00	110,346,068.00	80.24
25314	Support To Religious And Cultural Organizations	429,088,124.00	211,647,140.73	49.32
25315	Support To Other Organizations	992,359,789.54	666,005,091.75	67.11
26111	Running Grant Given To Foreign Countries	4,427,400.00	3,264,220.00	73.73
26211	International Membership Fee And Support	500,000.00	0.00	0.00
26212	International Organization Capital Grant	5,162,500.00	5,162,500.00	100.00
26311	Unconditional Recurrent Grant To Local Bodies	244,539,678.30	177,893,032.15	72.75
26312	Conditional Recurrent Grant To Local Bodies	3,728,722,970.05	3,189,965,220.85	85.55
26321	Unconditional Capital Grant To Local Bodies	39,411,000.00	24,812,940.00	62.96
26322	Conditional Capital Grant To Local Bodies	343,013,000.00	120,817,902.02	35.22
26332	Conditional Grant	823,096,925.00	531,778,272.19	64.61
26411	Non -Conditional Current Grant Provided To Government Entity, Foundation, Committee, And Boards	986,061,000.00	931,537,825.21	94.47
26412	Conditional Current Grant Provided To Government Entity, Foundation, And Boards	4,535,325,667.00	4,067,716,621.12	89.69
26413	Conditional Current Grant Provided To Other Institutions	1,845,828,230.27	1,615,807,445.42	87.54
26421	Non -Conditional Capital Grant To Government Entity, Committee, Board	7,551,000.00	5,527,539.00	73.20
26422	Conditional Capital Grant To Government Entity, Committee, Board	80,360,770.45	58,518,070.00	72.82
26423	Conditional Capital Grant To Other Agencies	106,467,000.00	72,983,911.92	68.55
27111	Social Security	1,009,233,896.27	782,034,617.12	77.49
27112	Other Social Security	1,593,696,021.06	1,269,886,851.29	79.68
27211	Scholarship	1,128,155,177.04	835,353,798.20	74.05
27212	Rescue, Relief And Rehabilitation Expenses	6,908,081,646.26	3,009,631,374.02	43.57
27213	Medical Purchase Expenses	2,288,116,206.23	1,958,495,960.56	85.59
27219	Other Social Assistance	860,793,752.01	602,363,197.74	69.98
27311	Pension And Disability Allowance	6,348,000.00	2,320,000.00	36.55
27312	Gratuity	154,782,079.00	85,516,990.60	55.25
27313	Accumulated Leave Of Retiree	90,690,800.00	79,555,932.73	87.72
27314	Medical Treatment Of Retirees	115,020,000.00	103,025,333.42	89.57
27315	Facility Or Assistance To Deceased Employee	13,300,002.00	3,350,000.00	25.19
28141	Rent Of Land	27,338,000.00	14,368,374.30	52.56
28142	House Rent	962,343,839.92	776,865,665.09	80.73
28143	Rent For Transport Vehicle And Machinery Implements	558,485,573.72	437,351,579.69	78.31

Government of Nepal
Ministry of Finance
Financial Comptroller General Office
Economic Code wise Expenditure of Local Governments
Fiscal Year : 2078/79

(In Rs.)

Economic Code	Economic Head	Total Budget	Total Expenditure	Expenditure in %
28149	Other Rent	195,699,557.00	141,034,781.34	72.07
28211	Refund Of Revenue	1,787,207,993.56	1,383,619,647.48	77.42
28212	Judicial Refund	41,100,000.00	38,447,454.20	93.55
28219	Other Refundable	7,650,915,405.49	6,654,583,657.20	86.98
28911	Current Contingency Expenses	326,550,974.25	0.00	0.00
Capital		253,356,408,665.54	165,312,241,107.45	65.25
31111	Residential Building Construction/Purchase	8,752,618,965.00	5,945,994,295.46	67.93
31112	Non-Residential Building Purchase/Construction	27,810,226,681.06	17,706,259,427.39	63.67
31113	Capital Formation - Building	2,509,088,913.00	1,774,627,491.08	70.73
31114	Land Development Work	318,254,177.53	161,709,838.04	50.81
31121	Transport Vehicle	1,622,915,693.02	960,864,284.35	59.21
31122	Machinery And Implements	5,643,453,733.19	3,879,547,375.02	68.74
31123	Furniture & Fixtures	2,104,300,749.87	1,586,936,612.53	75.41
31131	Animal Asset And Horticulture Development Expenses	1,887,119,538.53	1,335,035,891.80	70.74
31132	Expense On Research And Development	1,157,747,029.64	825,702,303.05	71.32
31134	Expense On Computer Software Construction And Procurement	634,578,504.30	482,261,781.39	76.00
31135	Capital Consultancy Expense	2,222,823,438.86	1,498,267,356.98	67.40
31141	Expenses For Acquisition Of Security Equipment	298,533,998.00	188,438,104.03	63.12
31151	Road & Bridge Construction	79,694,250,216.87	51,483,865,396.29	64.60
31152	Railway & Airport Construction	85,133,006.00	43,166,229.10	50.70
31153	Hydropower Infrastructure Construction	3,634,186,415.59	2,386,624,594.31	65.67
31154	River Embankment And Bundh Construction	2,178,066,361.25	1,459,769,109.82	67.02
31155	Irrigation Infrastructure Construction	6,569,045,102.85	4,643,838,888.50	70.69
31156	Water Supply Infrastructure Construction	11,291,931,449.39	7,563,706,386.95	66.98
31157	Forest And Environment Protection	1,630,183,251.00	739,373,260.73	45.36
31158	Sanitation Infrastructure Construction	2,047,642,015.21	1,255,550,310.20	61.32
31159	Other Public Construction Works	83,473,586,127.02	53,989,122,463.17	64.68
31161	Expenses For Infrastructure Improvement Of Constructed Building	1,519,189,796.63	1,177,548,944.82	77.51
31171	Capital Improvement Expenditure Public Works	3,961,568,442.14	2,923,073,009.25	73.79
31172	Capital Research & Consultancy	1,140,976,574.48	828,141,079.34	72.58
31221	Existing Goods	51,067,760.00	42,844,942.12	83.90
31311	High Value Goods	27,598,234.00	21,127,715.42	76.55
31411	Expense On Land Acquisition	719,931,970.92	383,149,379.26	53.22
31441	Contract, Lease And License Purchase Expense	35,084,503.00	25,694,637.05	73.24
31511	Contingency Capital	335,306,017.19	0.00	0.00
Financing		600,471,172.00	363,679,461.63	60.57
32141	Inter-Governmental Loan Investment	338,978,000.00	180,000,000.00	53.10
32142	Loan Investment On Public Corporations	0.00	0.00	

Government of Nepal
Ministry of Finance
Financial Comptroller General Office
Economic Code wise Expenditure of Local Governments
Fiscal Year : 2078/79

(In Rs.)

Economic Code	Economic Head	Total Budget	Total Expenditure	Expenditure in %
32143	Loan Investment On Other Organizations	26,000,000.00	20,000,000.00	76.92
32147	Payback On Inter - Governmental Loan Investment	36,829,000.00	18,668,330.44	50.69
32148	Payback On Loan Investment By Corporation	0.00	0.00	
32149	Payback On Loan Investment From Other Corporations	30,500,000.00	28,392,213.07	93.09
32151	Share Investment On Corporation	16,600,000.00	2,400,000.00	14.46
32152	Share Investment On Other Organizations	11,000,000.00	4,000,000.00	36.36
32158	Payback On Share Investment On Other Organizations	1,800,000.00	0.00	0.00
32159	Sale Of Share Investment On Other Organizations	15,066,172.00	96,000.00	0.64
32211	Gold	0.00	0.00	
32258	Sale Of Foreign Share	562,500.00	0.00	0.00
33147	Capital Payment Of Loan Received From Other Organizations	114,160,000.00	103,423,825.90	90.60
33195	Development Bond Amortization	6,850,500.00	6,699,092.22	97.79
33242	Payment Of Foreign Loan Capital	2,125,000.00	0.00	0.00
	Total	565,963,237,010.73	424,169,395,895.70	74.95

Source: Sub National Treasury Regulatory Application (SuTRA)

Government of Nepal
Ministry of Finance
Financial Comptroller General Office
Function Wise Expenditure of Local Governments
Fiscal Year: 2078/79

Function	Budget			Expenditure			Total
	Recurrent	Capital	Financing	Recurrent	Capital	Financing	
01 General Public Service	103,526,723,672.05	16,742,109,486.41	113,829,500.00	120,382,662,658.46	83,899,845,154.59	71,823,443.36	95,272,214,149.05
01.1 Executive And Legislative Organs, Financial And Fiscal Affairs, External Affairs	2,741,121,867.31	597,021,742.31	10,000,000.00	3,348,143,609.62	2,025,050,926.47	0.00	2,419,370,309.71
01.3 General Services	471,516,754.11	169,353,781.00	0.00	640,870,535.11	283,883,965.66	0.00	392,258,291.37
01.4 Basic Research	100,314,085,050.63	15,975,733,963.10	103,829,500.00	116,393,648,513.73	81,590,910,262.46	71,823,443.36	92,460,585,547.97
03 Public Order And Safety	699,543,672.74	515,725,994.00	0.00	1,215,269,666.74	430,298,987.40	0.00	726,550,979.09
03.2 Fire-Protection Services	81,299,599.00	200,377,000.00	0.00	281,676,599.00	44,550,352.77	0.00	167,363,761.65
03.3 Law Courts	371,742,388.04	23,186,500.00	0.00	394,928,888.04	208,421,313.76	0.00	219,134,317.76
03.5 R Public Order And Safety	246,501,685.70	292,162,494.00	0.00	538,664,179.70	177,327,320.87	0.00	340,052,899.68
04 Economic Affairs	19,941,424,851.49	124,929,374,619.95	363,708,500.00	145,234,507,971.44	14,042,821,546.04	184,959,022.62	96,063,108,967.42
04.2 Agriculture, Forestry, Fishing And Hunting	11,772,638,083.55	10,158,174,390.85	412,500.00	21,931,224,974.40	8,237,476,756.60	0.00	15,136,540,871.37
04.3 Fuel And Energy	231,547,279.50	4,286,707,495.70	6,950,000.00	4,525,204,775.20	166,971,968.55	1,500,000.00	3,004,228,877.75
04.4 Mining, Manufacturing And Construction	1,064,000.00	650,000.00	0.00	1,714,000.00	498,440.00	0.00	944,250.00
04.5 Transport	1,226,583,527.01	103,944,042,920.31	6,500,000.00	105,177,126,447.32	858,842,059.12	0.00	68,832,092,825.32
04.6 Communication	440,902,106.99	728,002,321.10	0.00	1,168,904,428.09	227,259,443.54	0.00	493,339,010.74
04.7 Other Industries	1,864,204,269.90	2,788,021,804.02	279,246,000.00	4,931,472,073.92	1,389,150,067.62	120,000,000.00	3,360,855,703.96
04.8 R Economic Affairs	970,288,332.55	335,385,502.00	57,900,000.00	1,363,573,834.55	709,619,920.91	50,959,022.62	882,820,449.47
04.9 Economic Affairs N.E.C.	3,434,197,251.99	2,688,390,185.97	12,700,000.00	6,135,287,437.96	2,453,002,889.70	12,500,000.00	4,352,286,978.81
05 Environmental Protection	1,446,078,874.09	8,325,343,476.45	60,000.00	9,771,482,350.54	936,953,344.42	0.00	5,799,576,692.13
05.1 Waste Management	676,825,899.59	4,069,591,941.12	60,000.00	4,746,477,840.71	431,498,827.74	0.00	2,846,580,145.95
05.2 Waste Water Management	1,133,322.00	623,455,990.32	0.00	624,589,312.32	1,110,996.00	0.00	405,119,129.80
05.4 Protection Of Biodiversity And Landscape	83,217,589.00	1,293,923,931.83	0.00	1,377,141,520.83	52,561,195.08	0.00	871,066,827.61
05.6 Environmental Protection N.E.C.	684,902,063.50	2,338,371,613.18	0.00	3,023,273,676.68	451,782,325.60	0.00	1,676,810,588.77

(In Rs.)

Government of Nepal
Ministry of Finance
Financial Comptroller General Office
Function Wise Expenditure of Local Governments
Fiscal Year: 2078/79

(In Rs.)

Function	Budget			Expenditure				
	Recurrent	Capital	Financing	Total	Recurrent	Capital	Financing	Total
06 Housing And Community Amenities	1,199,921,959.45	64,446,168,002.34	88,141,172.00	65,734,231,133.79	751,181,385.88	39,413,461,775.83	86,800,995.65	40,251,444,157.36
06.1 Housing Development	393,416,800.00	36,521,788,986.05	87,741,172.00	37,002,946,958.05	221,957,701.22	21,446,912,262.77	86,800,995.65	21,755,670,959.64
06.3 Water Supply	146,867,630.27	8,237,097,686.42	0.00	8,383,965,316.69	79,345,352.88	5,379,854,294.50	0.00	5,459,199,647.38
06.6 Housing And Community Amenities N.E.C.	659,637,529.18	19,687,281,329.87	400,000.00	20,347,318,859.05	449,878,331.78	12,586,695,218.56	0.00	13,036,573,550.34
07 Health	38,470,268,679.07	4,688,299,617.44	1,000,000.00	43,159,568,296.51	28,960,670,523.90	2,755,814,751.66	0.00	31,716,485,275.56
07.1 Medical Products, Appliances And Equipment	1,979,634,910.23	438,386,581.00	0.00	2,418,021,491.23	1,707,955,460.44	326,288,730.57	0.00	2,034,224,191.01
07.2 Out-Patient Services	7,912,703,294.25	514,797,430.59	1,000,000.00	8,428,500,724.84	6,276,875,719.84	324,701,637.74	0.00	6,601,577,357.58
07.3 Hospital Services	5,341,181,319.07	924,328,311.00	0.00	6,265,509,630.07	4,467,580,508.32	453,655,516.01	0.00	4,921,236,024.33
07.4 Public Health Services	19,421,927,593.11	651,005,000.00	0.00	20,072,932,593.11	13,384,908,119.27	408,918,050.12	0.00	13,793,826,169.39
07.5 R Health	271,550,001.00	8,075,000.00	0.00	279,625,001.00	159,350,926.91	6,500,461.44	0.00	165,851,388.35
07.6 Health N.E.C.	3,543,271,561.41	2,151,707,294.85	0.00	5,694,978,856.26	2,963,999,789.12	1,235,770,355.78	0.00	4,199,770,144.90
08 Recreation, Culture And Religion	1,507,789,109.19	12,887,716,796.21	9,700,000.00	14,405,205,905.40	963,280,048.78	7,952,420,837.86	96,000.00	8,915,796,886.64
08.4 Religious And Other Community Services	537,097,957.58	8,882,369,274.82	9,000,000.00	9,428,467,232.40	354,007,427.44	5,017,651,596.26	0.00	5,371,659,023.70
08.5 R Recreation, Culture And Religion	431,377,368.23	3,081,763,740.42	700,000.00	3,513,841,108.65	294,048,893.09	2,247,751,012.97	96,000.00	2,541,895,906.06
08.6 Recreation, Culture And Religion N.E.C.	539,313,783.38	923,583,780.97	0.00	1,462,897,564.35	315,223,728.25	687,018,228.63	0.00	1,002,241,956.88
09 Education	126,929,528,661.46	16,855,855,690.12	24,032,000.00	143,809,416,351.58	115,389,522,870.34	13,927,403,065.71	20,000,000.00	129,336,925,936.05
09.1 Pre-Primary And Primary Education	50,680,690,645.37	166,636,087.00	0.00	50,847,326,732.37	48,632,817,618.02	134,971,275.88	0.00	48,767,788,893.90
09.2 Secondary Education	18,476,189,342.02	375,933,788.00	0.00	18,852,123,130.02	17,332,538,772.26	308,411,154.59	0.00	17,640,949,926.85
09.5 Education Not Definable By Level	2,003,329,243.25	298,705,300.00	0.00	2,302,034,543.25	1,580,288,892.28	258,346,269.62	0.00	1,838,635,161.90
09.6 Subsidiary Services To Education	22,616,077,763.40	11,950,605,573.55	32,000.00	34,566,715,336.95	19,173,396,711.08	9,891,040,532.44	0.00	29,064,437,243.52
09.8 Education N.E.C.	33,153,241,667.42	4,063,974,941.57	24,000,000.00	37,241,216,608.99	28,670,480,876.70	3,334,633,833.18	20,000,000.00	32,025,114,709.88
10 Social Protection	18,285,077,693.65	3,965,814,982.62	0.00	22,250,892,676.27	13,118,901,465.27	2,968,391,387.13	0.00	16,087,292,852.40

Government of Nepal
Ministry of Finance
Financial Comptroller General Office
Function Wise Expenditure of Local Governments
Fiscal Year: 2078/79

Function	Budget			Expenditure			Total
	Recurrent	Capital	Financing	Recurrent	Capital	Financing	
10.1 Sickness And Disability	442,698,123.02	46,869,575.00	0.00	489,567,698.02	27,787,524.00	0.00	333,913,523.35
10.2 Old Age	319,350,002.57	63,567,975.00	0.00	382,917,977.57	42,599,826.82	0.00	278,443,197.57
10.4 Family And Children	73,726,106.00	7,625,000.00	0.00	81,351,106.00	4,944,980.00	0.00	55,227,425.50
10.7 Social Exclusion N.E.C.	1,139,022,479.06	211,830,447.41	0.00	1,350,852,926.47	157,065,799.22	0.00	947,312,319.29
10.8 R Social Protection	3,217,010,573.59	1,802,386,467.68	0.00	5,019,397,041.27	1,368,293,565.71	0.00	3,514,751,532.23
10.9 Social Protection N.E.C.	13,093,270,409.41	1,833,535,517.53	0.00	14,926,805,926.94	1,367,699,691.38	0.00	10,957,644,854.46
Total	312,006,357,173.19	253,356,408,665.54	600,471,172.00	565,963,237,010.73	165,312,241,107.45	363,679,461.63	424,169,395,895.70

(In Rs.)

APPENDIX – I

The name and designation of officers of FCGO involved in preparing and completing this report:

S.N.	Name	Designation	Division/Section
1	Mr. Than Prasad Panyani	Joint FCG	Fund Administration Information Technology Division
2	Mr. Ramesh Prasad Shiwakoti	PFM Expert	FCGO
3	Mr. Rudra Bahadur Karki	Deputy FCG	Financial Reporting and Publication Section
4	Mr. Ram Chandra Sharma	Deputy FCG	Treasury Management and System Development Section
5	Mr. Bishnu Hari Baral	Deputy FCG	Internal Audit Section
6	Mr. Dilip Kumar Maharjan	Account Officer	Financial Reporting and Publication Section
7	Mr. Ramesh Prasad Bhandari	Accountant	Financial Reporting and Publication Section

For Comments, Contact or Mail to:

Financial Reporting and Publication Section
Financial Comptroller General Office
Kathmandu, Nepal

Phone: 01-4770353, Fax: 01-4414651

Email: saps@fcgo.gov.np